

Instructions for Form 720

(Revised January 2000)

Quarterly Federal Excise Tax Return

Section references are to the Internal Revenue Code unless otherwise noted.



Department of the Treasury
Internal Revenue Service

General Instructions

Changes To Note

1. Luxury tax. The tax on sales of luxury passenger vehicles during 2000 is reduced to 5% of the sales price in excess of \$38,000. See page 4.

2. Air transportation taxes. The following taxes have increased:

a. For transportation beginning after 1999, the domestic segment tax portion of the tax on amounts paid for transportation of persons by air and

b. For amounts paid after 1999, the tax on amounts paid for the use of international air travel facilities.

See page 3.

3. Vaccine taxes. After December 17, 1999, conjugate vaccine against streptococcus pneumoniae is added to the list of taxable vaccines. See page 5.

Purpose of Form

Use Form 720 and attachments to report and pay the excise taxes listed on the form.

When To File

Except as otherwise provided in the instructions, you must file a return for each quarter of the calendar year as follows:

Quarter covered	All excise taxes other than ODCs, comm., and air trans. due by	ODCs, comm., and air trans. due by
Jan., Feb., Mar.	Apr. 30	May 31
Apr., May, June	July 31	Aug. 31
July, Aug., Sept.	Oct. 31	Nov. 30
Oct., Nov., Dec.	Jan. 31	Feb. 28

If any due date for filing a return falls on a Saturday, Sunday, or legal holiday, you may file the return on the next business day.

Send your return to the IRS using the U.S. Postal Service or a designated private delivery service to meet the "timely mailing as timely filing/paying" rule. See **Private Delivery Services** on page 2.

If you are reporting two or more excise taxes and they are due on different dates, use the later filing date. **File only one return each quarter.**

Floor stocks tax. Report the floor stocks tax on ozone-depleting chemicals (ODCs), IRS No. 20, on the return for the 2nd quarter of each year. The tax payment is due by June 30. See page 6.

Where To File

Send Form 720 to the Internal Revenue Service Center, Cincinnati, OH 45999-0009.

How To File

If you are not reporting a tax that you normally report, enter a zero on the appropriate line in Part I or II (Form 720). Also, if you have no tax to report, write "None" on lines 3 and 5, page 2, Part III, and sign the return.

If you have adjustments to Part I or II (Form 720) taxes, do not enter adjustments in the "tax" column. See the Schedule C instructions on page 8.

One-Time Filings

If you import for personal use a gas guzzling automobile or a passenger vehicle subject to the luxury tax, you may be eligible to make a one-time filing of Form 720 and Form 6197.

You may make a one-time filing to report the gas guzzler tax or the luxury tax if you meet all of the following conditions:

- You do not use the vehicle in the course of any trade or business;
- You do not import gas guzzling automobiles or luxury passenger vehicles in the course of your trade or business; and
- You are not required to file Form 720 reporting excise taxes for the calendar quarter, except for one-time filings.

To make a one-time filing:

1. File the return for the quarter in which you incur liability for the tax. See **When To File** on this page.

2. Pay the tax with the return. No deposits are required.

3. If you are an individual and do not have an employer identification number (EIN), enter your social security number (SSN) on Form 720 on the line for the EIN.

4. Check the one-time filing box above Part I on page 1 of Form 720.

Final Return

File a final return if you have been filing Form 720 and you:

1. Go out of business or
2. Will not owe excise taxes that are reportable on Form 720 in future quarters.



TIP If you are only filing to report zero tax and you will no longer owe excise tax in future quarters, check the final return box above Part I on page 1 of Form 720. The IRS will then stop sending Package 720 to you each quarter.

Recordkeeping

Keep copies of your tax return, records, and accounts of all transactions to show that the correct tax has been paid. Keep records to support all adjustments claimed and all exemptions at least 4 years from the latest of the following dates:

- When the tax became due,
 - When you paid the tax,
 - When you claimed an adjustment, or
 - When you filed a claim for a refund.
- Always keep your records available for IRS inspection.

Penalties and Interest

Avoid penalties and interest by filing returns and depositing and paying taxes when due. The law provides penalties for filing a return late; depositing taxes late; paying taxes late; willfully failing to collect and pay tax or file a return; negligence; and fraud. These penalties are in addition to the interest charge on late payments. The penalty for filing a return late will not be imposed if you can show that the failure to file a timely return is due to reasonable cause. Those filing after the due date must attach an explanation to the return to show reasonable cause.

Trust fund recovery penalty. If communications and air transportation taxes are collected but not paid over to the United States Treasury or are willfully not collected, the trust fund recovery penalty may apply. The penalty is the full amount of the unpaid trust fund tax. The penalty may apply to you if these taxes cannot be immediately recovered from the employer or business.

The trust fund recovery penalty may be imposed on all persons who are determined by the IRS to be **responsible** for collecting, accounting for, and paying over these taxes, and who acted **willfully** in not doing so.

A **responsible person** can be an officer or employee of a corporation, a partner or employee of a partnership, an employee of a sole proprietorship, an accountant, or a volunteer director/trustee. A responsible person may also include one who signs checks for the business or otherwise has authority to spend business funds.

Willfully means voluntarily, consciously, and intentionally. A responsible person acts willfully if he or she knows the required actions are not being taken.

Additional Information

You may find the following publications helpful when preparing Form 720 and the attachments:

- **Pub. 510**, Excise Taxes for 2000, contains definitions and examples that will help you prepare Form 720.
- **Pub. 378**, Fuel Tax Credits and Refunds, has information on nontaxable uses of fuels.
- **Pub. 509**, Tax Calendars for 2000, has deposit and payment due dates for all Federal excise taxes.

Private Delivery Services

You can use certain private delivery services designated by the IRS to meet the "timely mailing as timely filing/paying" rule for tax returns and payments. The most recent list of designated private delivery services was

published by the IRS in August 1999. This list includes only the following:

- Airborne Express (Airborne): Overnight Air Express Service, Next Afternoon Service, Second Day Service.
- DHL Worldwide Express (DHL): DHL "Same Day" Service, DHL USA Overnight.
- Federal Express (FedEx): FedEx Priority Overnight, FedEx Standard Overnight, FedEx 2Day.
- United Parcel Service (UPS): UPS Next Day Air, UPS Next Day Air Saver, UPS 2nd Day Air, UPS 2nd Day Air A.M.

The private delivery service can tell you how to get written proof of the mailing date.

Unresolved Tax Problems

Most problems can be resolved with one contact by calling, writing, or visiting an IRS office. But if you have tried unsuccessfully to resolve a problem with the IRS, you should contact the Taxpayer Advocate's office. You will be assigned a personal advocate who is in the best position to try to resolve the problem.

Contact the Taxpayer Advocate if you:

- Are suffering or about to suffer a significant hardship.
- Are facing an immediate threat of adverse action.
- Will incur significant costs if relief is not granted (including fees for professional representation).
- Will suffer irreparable injury or long-term adverse impact if relief is not granted.
- Have experienced a delay of more than 30 calendar days to resolve a tax problem or inquiry.
- Have not received a response or resolution to the problem by the date promised.

You may contact a Taxpayer Advocate by calling a toll-free assistance number, **1-877-777-4778**. Persons who have access to TTY/TDD equipment may call 1-800-829-4059 and ask for the Taxpayer Advocate. If you prefer, you may write to the Taxpayer Advocate at the IRS office that last contacted you.

While Taxpayer Advocates cannot change the tax law or make a technical tax decision, they can clear up problems that resulted from previous contacts and ensure that your case is given a complete and impartial review. For more information about the Taxpayer Advocate, get **Pub. 1546**, The Taxpayer Advocate Service of the IRS.

Specific Instructions

Name and Address

The first time you file Form 720, enter the required information. After that, the IRS will mail you a Package 720 with a preprinted label every quarter. Use the preprinted label on your form. Include the suite, room, or other unit number after the street address on the label. If you did not receive a label, type or print your name, address, and quarter ending date (month and year).

P.O. box. If the Post Office does not deliver mail to the street address and you have a P.O. box, show the box number instead of the street address.

Foreign address. Enter the city, province or state, and country. Follow the country's practice for entering the postal code. Please **do not** abbreviate the country name.

Employer Identification Number (EIN)

If the EIN on the label is wrong or you did not receive a label, enter the correct number. (If you are a one-time filer, you do not need an EIN. See **One-Time Filings** on page 1.) If you do not have an EIN, use **Form SS-4**, Application for Employer Identification Number, to apply for one. You can get this form at Social Security Administration offices or by calling 1-800-TAX-FORM (1-800-829-3676). You can ask for an EIN by calling the tele-TIN phone number for your service center listed in the instructions for Form SS-4.

Part I

Environmental Taxes

Use **Form 6627**, Environmental Taxes, to figure the environmental taxes on:

- ODCs, IRS No. 98;
- Imported products that used ODCs as materials in the manufacture or production of the product, IRS No. 19; and
- The floor stocks tax on ODCs, IRS No. 20.

Attach Form 6627 to Form 720 each quarter. The tax rates for these taxes are shown on Form 6627 and its instructions.

Communications and Air Transportation Taxes

Who Must File

The person receiving the payment for communications or air transportation services must collect and pay over the tax and file the return. Enter the amount of tax collected or considered collected for the quarter.

Communications Services (IRS No. 22)

The tax is 3% of amounts paid for local telephone service, toll telephone service, and teletypewriter exchange service.

Transportation of Persons by Air (IRS No. 26)

The tax on transportation of persons by air is made up of the percentage tax and the domestic segment tax.

Percentage tax. The percentage tax is 7.5% for amounts paid for taxable transportation of persons by air.

Domestic segment tax. For amounts paid for each domestic segment of taxable transportation of persons by air, the domestic segment tax is:

- \$2.50 per segment for transportation beginning during 2000 and
- \$2.75 per segment for transportation beginning during 2001.

Rural airports. If a segment is to or from a rural airport, the domestic segment tax does not apply.

Transportation of Property by Air (IRS No. 28)

The tax is 6.25% of amounts paid for transportation of property by air.

Use of International Air Travel Facilities (IRS No. 27)

For amounts paid before 2001, the tax on international flights is:

- \$12.40 per person for flights that begin or end in the United States.

- \$6.20 per person for domestic segments that begin or end in Alaska or Hawaii (applies only to departures).

Fuel Taxes

First taxpayer's report. If you are reporting gallons of gasoline, diesel fuel, and kerosene that may again be subject to tax, you may need to file a first taxpayer's report. The report must contain all the information as shown in the Model Certificate C, Appendix C of Pub. 510.

The person who paid the first tax must:

- Give a copy of the first taxpayer's report to the buyer;
- File the first taxpayer's report with Form 720 for the quarter for which the report relates; and
- Write "EXCISE—FIRST TAXPAYER'S REPORT" across the top of a separate copy of the report, and by the due date of Form 720, send the copy to: Internal Revenue Service, Cincinnati, OH 45999-0555.

Diesel Fuel (IRS No. 60). If you are liable for the diesel fuel tax on removal at the terminal rack, report these gallons on line **(a)** of IRS No. 60. If you are liable for the diesel fuel tax on events other than removal at the terminal rack, report these gallons on line **(b)** of IRS No. 60.

Multiply the total number of gallons subject to tax on lines **(a)** and **(b)** by \$.244 and make one entry in the tax column.

Dyed diesel fuel used in trains (IRS No. 71). Dyed diesel fuel used in a diesel-powered train is taxed at \$.044 per gallon.

Dyed diesel fuel used in certain intercity or local buses (IRS No. 78). Dyed diesel fuel used in certain intercity or local buses is taxed at \$.074 per gallon.

Kerosene (IRS No. 35). If you are liable for the kerosene tax on removal at the terminal rack, report these gallons on line **(a)** of IRS No. 35. If you are liable for the kerosene tax on events other than removal at the terminal rack, report these gallons on line **(b)** of IRS No. 35.

Multiply the total number of gallons subject to tax on lines **(a)** and **(b)** by \$.244 and make one entry in the tax column.

Liquefied petroleum gas (LPG) (IRS No. 61). Only LPG (such as propane and butane) is reported on the line for IRS No. 61. LPG is taxed at \$.136 per gallon.

Gasoline (IRS No. 62). If you are liable for the gasoline tax on removal at the terminal rack, report these gallons on line **(a)** of IRS No. 62. If you are liable for the gasoline tax on events other than removal at the terminal rack, report these gallons on line **(b)** of IRS No. 62. If you are liable for the additional tax on failure to blend or later separation, report these gallons on line **(c)** of IRS No. 62.

Multiply the total number of gallons subject to tax on lines **(a)** and **(b)** by \$.184. Multiply the total number of gallons subject to tax on line **(c)** by the appropriate rate below. Combine the tax for lines **(a)**, **(b)**, and **(c)**, and make one entry in the tax column.

Additional tax on failure to blend or later separation. Anyone who purchases gasoline for gasohol production at one of the reduced rates (IRS Nos. 58, 73, and 74) and fails to blend the gasoline with alcohol is subject to an additional tax. Anyone who purchases gasohol at one of the reduced rates (IRS Nos. 59, 75, and 76) and later separates the gasoline from the mixture is subject to an additional tax. The additional tax rates per gallon of gasoline are:

Type of Mixture	Rate of Tax
10% gasohol.....	\$.03956
7.7% gasohol.....	.02970
5.7% gasohol.....	.02152

Report the number of gallons on line (c) of IRS No. 62 and enter the appropriate rate in the **Rate** column of that line. If more than one rate applies, leave the **Rate** column blank and attach a schedule showing the rates and number of gallons taxed at each rate.

Other fuels (IRS No. 79). Use the following table to determine the tax for each gallon. Fill in the number of gallons and the appropriate rate in the **Rate** column on the line for IRS No. 79. If more than one rate applies, leave the **Rate** column blank and attach a schedule showing the rates and number of gallons taxed at each rate.

Fuel	Tax Rate per Gallon
Liquefied natural gas.....	\$.1190
Qualified—	
Ethanol.....	.1295
Methanol.....	.1235
Partially exempt—	
Ethanol produced from natural gas.....	.1140
Methanol produced from natural gas.....	.0925
Gasoline removed or entered for the production of—	
10% gasohol (methanol).....	.13778
7.7% gasohol (methanol).....	.14929
5.7% gasohol (methanol).....	.15885
Types of gasohol—	
10% gasohol (methanol).....	.1240
7.7% gasohol (methanol).....	.1378
5.7% gasohol (methanol).....	.1498
Special motor fuels/alcohol mixture containing—	
Ethanol.....	.1300
Methanol.....	.1240
Diesel/alcohol mixture containing—	
Ethanol.....	.1900
Methanol.....	.1840
Diesel sold for diesel/alcohol mixture containing—	
Ethanol.....	.2111
Methanol.....	.2044
Aviation fuel/alcohol mixture containing—	
Ethanol.....	.0850
Methanol.....	.0790
Aviation fuel sold for aviation/alcohol mixture containing—	
Ethanol.....	.09444
Methanol.....	.08778
Other fuels not shown.....	.1840

Compressed natural gas (IRS No. 101). Tax is imposed on compressed natural gas (CNG) that is sold for use or used as fuel in a motor vehicle or motorboat. The rate of tax is \$.4854 per thousand cubic feet (determined at standard temperature and pressure).

Retail Tax

Truck, trailer, and semitrailer chassis and bodies, and tractors (IRS No. 33). The tax is 12% (.12) of the sales price on the first retail sale of each unit. The sales price of a vehicle includes certain related parts and accessories sold on or in connection with the sale of the vehicle. It applies to trucks that have a gross vehicle weight (GVW) over 33,000 pounds. It also applies to trailer and semitrailer chassis and bodies for use with a trailer or semitrailer with a GVW over 26,000 pounds. Tractors mainly used for highway transportation with a trailer or semitrailer are taxable regardless of GVW.

Tire credit. The value of any tires sold on or in connection with the first retail sale is **not** excluded from the sales price subject to the 12% retail tax. However, a tax credit may be taken equal to the amount of tax on each tire. Claim the tax credit on Schedule C, line 11g.

Ship Passenger Tax

Transportation by water (IRS No. 29). A tax is imposed on the operator of commercial ships. The tax is \$3 for each passenger on a commercial passenger ship that has berth or stateroom accommodations for at least 17 passengers if the trip is over 1 or more nights. A voyage extends "over 1 or more nights" if it lasts longer than 24 hours. The tax also applies to passengers on any commercial ship that transports passengers engaged in gambling aboard the ship beyond the territorial waters of the United States. Enter the number of passengers for the quarter on the line for IRS No. 29.


Other Excise Tax

Obligations not in registered form (IRS No. 31). For obligations issued during the quarter, enter the principal amount of the obligation multiplied by the number of calendar years (or portion thereof) during the period beginning on the issue date and ending on the maturity date on the line for IRS No. 31.


Luxury Tax

Passenger vehicles (IRS No. 92). The tax is imposed on the first retail sale of a passenger vehicle and is equal to 5% of the sales price in excess of \$38,000. The first retail sale includes the use or lease of a vehicle. The tax is paid by the seller of the vehicle.

Add the tax on each sale during the quarter and enter the total on the line for IRS No. 92. See Pub. 510 for more information.

 *Also, see Pub. 510 for information on applying this tax to electric and clean-fuel-burning vehicles.*

Manufacturers Taxes

 *Do not include the excise tax on coal in the sales price when determining which tax rate to use.*

Underground mined coal (IRS Nos. 36 and 37). The tax on underground mined coal is the lower of \$1.10 per ton or 4.4% of the sales price. Enter on the line for IRS No. 36 the number of tons of underground mined coal sold at \$25 or more per ton. Enter on the line for IRS No. 37 the total sales price for all sales of underground mined coal sold at a selling price of less than \$25 per ton.

Surface mined coal (IRS Nos. 38 and 39). The tax on surface mined coal is the lower of \$.55 per ton or 4.4% of the sales price. Enter on the line for IRS No. 38 the number of tons of surface mined coal sold at \$12.50 or more per ton. Enter on the line for IRS No. 39 the total sales price for all sales of surface mined coal sold at a selling price of less than \$12.50 per ton.

Highway-type tires (IRS No. 66). The tax applies only to highway-type tires and is as follows:

1. For tires weighing more than 40 pounds but not more than 70 pounds—\$.15 a pound for each pound over 40 pounds.

2. For tires weighing more than 70 pounds but not more than 90 pounds—\$4.50 PLUS \$.30 a pound for each pound over 70 pounds.

3. For tires weighing more than 90 pounds—\$10.50 PLUS \$.50 a pound for each pound over 90 pounds.

Figure the tax for each tire sold and enter the total for the quarter on the line for IRS No. 66.

Gas guzzler tax (IRS No. 40). Use **Form 6197**, Gas Guzzler Tax, to figure the liability for this tax and attach it each quarter to Form 720. The tax rates for the gas guzzler tax are shown on Form 6197.

Vaccine taxes (IRS No. 97). A tax is imposed on the sale or use of a vaccine manufactured, produced, or entered into the United States at \$.75 per dose if it:

- Contains diphtheria toxoid, tetanus toxoid, pertussis bacteria, extracted or partial cell bacteria, specific pertussis antigens, or polio virus;
- Is against measles, mumps, rubella, hepatitis B, chicken pox, or rotavirus gastroenteritis;
- Is any HIB (haemophilus influenza type B) vaccine; or
- Is any conjugate vaccine against streptococcus pneumoniae.



The tax is imposed on sales of the streptococcus pneumoniae vaccine after December 17, 1999. The tax also applies to deliveries of the vaccine after December 17, 1999, for sales made on or before that date.

If any taxable vaccine is combined with one or more additional taxable vaccines, then the tax is imposed on each vaccine included in the combination.

Example. MMR contains three taxable vaccines: measles, mumps, and rubella. The tax per dose on MMR is \$2.25 (3 x \$.75).

Add the tax for each taxable vaccine and enter the total tax on the line for IRS No. 97.

Foreign Insurance Taxes

Policies issued by foreign insurers (IRS No. 30). Enter the amount of premiums paid during the quarter on policies issued by foreign insurers. Multiply the premiums paid by the rates listed on Form 720 and enter the total for the three types of insurance on the line for IRS No. 30.

Treaty-based return positions under section 6114. Foreign insurers and reinsurers who take the position that a treaty of the United States overrules, or otherwise modifies, an Internal Revenue law of the United States, must disclose such position. This disclosure must be made once a year on a statement which must report the payments of premiums that are exempt from the excise tax on policies issued by foreign insurers for the previous calendar year. This statement is filed with the 1st quarter Form 720, which is due before May 1 of each year.

You may be able to use **Form 8833**, Treaty-Based Return Position Disclosure Under Section 6114 or 7701(b), as a disclosure statement.

How to file. At the top of Form 720, write "Section 6114 Treaty." Provided you have no other transactions reportable on Form 720:

1. Check the one-time filing box on page 1. If this is your final return, check the final return box.
2. Write "None" on lines 1, 3, and 5.
3. Sign the return.

You need an EIN to file Form 720. If you do not have an EIN, use Form SS-4 to apply for one. See **Employer Identification Number (EIN)** on page 3.

Where to file. Mail the Form 720 with the attached statement to: Internal Revenue Service Center, P.O. Box 21086, Philadelphia, PA 19114.

Exception. If you are reporting liabilities in Parts I or II (Form 720), follow the instructions above for **How to file**, except mail the Form 720 to: Internal Revenue Service Center, Cincinnati, OH 45999-0009.

Part II

Sport fishing equipment (IRS No. 41). The tax on sport fishing equipment is 10% (.10) of the sales price. The tax is paid by the manufacturer, producer, or importer. Taxable articles include fishing rods and poles (and component parts), reels, fly fishing lines (and other lines not over 130 pounds test), fishing spears, spear guns, spear tips, terminal tackle, fishing supplies and accessories, and any parts or accessories sold on or in connection with these articles. See Pub. 510 for a complete list of taxable articles. Add the tax on each sale during the quarter and enter the total on the line for IRS No. 41.

Electric outboard motors and sonar devices (IRS No. 42). The tax on an outboard motor or a sonar device for finding fish is 3% (.03) of the sales price. The tax is paid by the manufacturer, producer, or importer. The tax is limited to \$30 for each sonar device. Sonar devices for finding fish do not include graph recorders, digital types, meter readouts, or combination graph recorders or combination meter readouts. Add the tax on each sale during the quarter and enter the total on the line for IRS No. 42.

Bows (IRS No. 44). The tax on bows is 11% (.11) of the sales price. The tax is paid by the manufacturer, producer, or importer. It applies to bows having a draw weight of 10 pounds or more. The tax is also imposed on the sale of any part or accessory suitable for inclusion in or attachment to a taxable bow and any quiver suitable for use with arrows described below. Add the tax on each sale during the quarter and enter the total on the line for IRS No. 44.

Arrow components (IRS No. 102). The tax on any shaft, point,nock, or vane is 12.4% (.124) of the sales price for which the component is sold. The tax is paid by the manufacturer, producer, or importer of any component used in the manufacture of any arrow that after assembly measures 18 inches or more in overall length or is less than 18 inches long but is suitable for use with a bow that has a draw weight of 10 pounds or more. Add the tax on each sale during the quarter and enter the total on the line for IRS No. 102.

Inland waterways fuel use tax (IRS No. 64). Enter the number of gallons subject to tax. The tax is \$.244 per gallon.

Alcohol sold as but not used as fuel (IRS No. 51). An excise tax is imposed if the credit was claimed on **Form 6478**, Credit for Alcohol Used as Fuel, and any person later:

1. Uses a mixture or straight alcohol for a purpose other than fuel,
2. Separates the alcohol from the mixture, or
3. Mixes the straight alcohol.

Use the following table to determine the tax for each gallon of alcohol.

IF the alcohol is...	AND...	THEN the tax rate per gallon is...
at least 190 proof	• is ethanol	\$.54
	• is methanol	.60
	• benefited from the small ethanol producer credit	.64
at least 150 proof but less than 190 proof	• is ethanol	\$.40
	• is methanol	.45
	• benefited from the small ethanol producer credit	.50

Floor Stocks Tax

Ozone-depleting chemicals floor stocks tax (IRS No. 20). Use Form 6627 to figure the liability for this tax. Enter the amount from Form 6627, Part III, line 4, column (d) on the line for IRS No. 20. Attach Form 6627 to Form 720 for the 2nd quarter of each year. Deposit the payment by June 30 at an authorized depository. See **How To Make Deposits** below.

Part III

Report on line 4 of Form 720 the total adjustments and claims from line 13 of Schedule C. See the instructions on page 8.

You may have any overpayment refunded or applied to your next return. Enter on line 7 of your next return the amount from line 10 you want to have applied to that return.



If you owe other Federal tax, interest, or penalty, the overpayment on line 10 will first be applied to the unpaid amounts.

Payment of Taxes

Generally, semimonthly deposits of excise taxes are required. A **semimonthly period** is the first 15 days of a month (the first semimonthly period) or the 16th through the last day of a month (the second semimonthly period).

However, no deposit is required for the situations listed below; the taxes are payable with the return.

- The net liability for taxes listed in Part I (Form 720) does not exceed \$2,000 for the quarter.
- The gas guzzler tax and/or the luxury tax is being paid on a one-time filing. See **One-Time Filings** on page 1.
- The liability is for taxes listed in Part II (Form 720), except for the floor stocks tax, which generally require a single deposit. See **Floor Stocks Tax** above.
- The tax liability is for the removal of a batch of gasohol from an approved refinery by bulk transfer, if the refiner elects to treat itself for that removal as not registered under section 4101. See Regulations section 48.4081-3.

How To Make Deposits

To avoid a penalty, make your deposits timely and do not mail your deposits directly to the IRS. Records of your deposits will be sent to the IRS for crediting to your accounts.

Generally, if any due date for making a deposit falls on a Saturday, Sunday, or legal holiday, you may make the deposit on the next business day.

Electronic deposit requirement. You must make electronic deposits of all depository tax liabilities that occur after 1999 if the total of **all** your Federal tax deposits (such as deposits for employment tax, excise tax, and corporate income tax) in 1998 exceeded \$200,000. If you are already depositing electronically but your deposits did not exceed \$200,000, you may continue to do so or you may deposit with coupons, discussed below.

The **Electronic Federal Tax Payment System (EFTPS)** must be used to make electronic deposits. If you are required to make deposits by electronic funds transfer and fail to do so, you may be subject to a 10% penalty.

Taxpayers who are not required to make electronic deposits may voluntarily participate in EFTPS. To enroll in EFTPS, call 1-800-555-4477 or 1-800-945-8400. For general information about EFTPS, call 1-800-829-1040.

Depositing on time. For deposits made by EFTPS to be on time, you must initiate the transaction at least one business day before the date the deposit is due.

Federal Tax Deposit Coupons. If you are not required to use EFTPS, then deposit Federal excise taxes with a **Form 8109**, Federal Tax Deposit Coupon, at an authorized depository or the Federal Reserve bank serving the area in which you are located. See the instructions in the coupon book for additional information. If you do not have a coupon book, contact your IRS district office.

When To Make Deposits

Taxes that are required to be deposited are grouped into classes as follows:

- 9-day-rule taxes,
- 30-day-rule taxes,
- alternative method taxes, and
- 14-day-rule taxes.

If you are depositing more than one tax in a class, combine all the taxes in the class and make one deposit for the semimonthly period.

9-day rule. The deposit of tax for a semimonthly period is due by the 9th day following that period. Generally, this is the 24th day of a month and the 9th day of the following month. The 9-day rule applies to all taxes in Part I of Form 720 except for:

- Gasoline, diesel fuel, and kerosene tax (IRS Nos. 14, 35, 58, 59, 60, 62, 73, 74, 75, and 76), if deposits by qualified persons are made using EFTPS. See **14-day rule**.
- ODCs tax (IRS Nos. 19 and 98). See **30-day rule**.
- Communications and air transportation taxes (IRS Nos. 22, 26, 27, and 28), if deposits are based on amounts billed or tickets sold, rather than on amounts actually collected. See **Alternative method** on this page.
- One-time filers of luxury and gas guzzler tax. See **One-Time Filings** on page 1.

30-day rule (IRS Nos. 19 and 98). The deposit of tax for a semimonthly period is due by the last day of the second following semimonthly period. Generally, this is the 15th day of the following month and the last day of the following month.

Alternative method (IRS Nos. 22, 26, 27, and 28).

Deposits of communications and air transportation taxes may be based on amounts billed or tickets sold during a semimonthly period instead of on taxes actually collected during the period. Under the alternative method, the tax

included in amounts billed or tickets sold during a semimonthly period is considered collected during the first 7 days of the second following semimonthly period. The deposit of tax is due by the 3rd banking day after the 7th day of that period.

Example. The tax included in amounts billed or tickets sold for the period December 16–31, 1999, is considered collected from January 16–22, 2000, and must be deposited by January 27, 2000.

To use the alternative method, you must keep a separate account of the tax included in amounts billed or tickets sold during the month and report on Form 720 the tax included in amounts billed or tickets sold and not the amount of tax that is actually collected. For example, amounts billed in December, January, and February are considered collected during January, February, and March and are reported on Form 720 as the tax for the 1st quarter of the calendar year.

14-day rule (IRS Nos. 14, 35, 58, 59, 60, 62, 73, 74, 75, and 76). Deposits of the gasoline, diesel fuel, and kerosene tax for a semimonthly period by an independent refiner or any person whose average daily production of crude oil for the preceding calendar quarter did not exceed 1,000 barrels may be made by the 14th day following the semimonthly period. The deposits must be made using EFTPS. If the 14th day is a Saturday, Sunday, or legal holiday, the due date is the immediately preceding day that is not a Saturday, Sunday, or legal holiday. The 14-day rule does not apply to dyed diesel fuel used in trains (IRS No. 71) or to dyed diesel fuel used in certain intercity or local buses (IRS No. 78).

Special rules for deposits of taxes in September 2000. If you are required to make deposits, an additional deposit is due in September as shown in the chart below. The special rule does not apply to taxes not required to be deposited (see **Payment of Taxes** on page 6). See Regulations sections 40.6302(c)-1 through 40.6302(c)-4 for rules for figuring the net tax liability for the deposit due in September.

Additional deposit of taxes in September 2000

Type of Tax (IRS No.)	For the Period		Due Date
	Beginning on	Ending on	
All Part I taxes ¹			
EFTPS ²	Sept. 16	Sept. 26	Sept. 29
Non-EFTPS	Sept. 16	Sept. 25	Sept. 28
ODCs (98 and 19)			
EFTPS ²	Aug. 16	Sept. 11	Sept. 29
Non-EFTPS	Aug. 16	Sept. 10	Sept. 28
Alternative method taxes (22, 26, 27, and 28)(based on amounts billed)			
EFTPS ²	Sept. 1	Sept. 11	Sept. 29
Non-EFTPS	Sept. 1	Sept. 10	Sept. 28

¹Except ODCs and alternative method taxes, which are listed separately.

²See **Electronic deposit requirement** on page 6.



For the remaining days in September, be sure to make your deposits by the regular due date.

Amount To Deposit

Deposits of taxes for a semimonthly period must be at least the net tax liability for that period, unless one of the safe harbor rules applies. The **safe harbor rules** apply separately to deposits under the 9-day rule, 30-day rule, the alternative method, and the 14-day rule.

The **net tax liability** for a semimonthly period is the total liability for the period plus or minus any adjustments for the period. Net tax liability for a semimonthly period may be figured by dividing the net tax liability for the month by 2, provided this method of computation is used for all semimonthly periods in the calendar quarter.

Under the **alternative method**, the deposit of tax for any semimonthly period must not be less than the net amount of tax that is considered collected during the semimonthly period. The net amount of tax that is considered collected during the semimonthly period must be either:

1. The net amount of tax reflected in the separate account for the corresponding semimonthly period of the previous month, or
2. One-half of the net amount of tax reflected in the separate account for the preceding month.

Safe Harbor Rules

There are two safe harbor rules:

- The look-back quarter liability and
- The current liability.

The look-back quarter liability safe harbor rule. The look-back quarter safe harbor rule applies to persons who filed a Form 720 for the look-back quarter (the 2nd calendar quarter preceding the current quarter). Persons who filed for the look-back quarter are considered to meet the semimonthly deposit requirement if the deposit for each semimonthly period in the current quarter is at least $\frac{1}{6}$ (16.67%) of the net tax liability reported for the look-back quarter.

For the semimonthly period for which the additional deposit is required, the additional deposit must be at least 12.23% (11.12% non-EFTPS) of the net tax liability reported for the look-back quarter. Also, the total deposit for that semimonthly period must be at least $\frac{1}{6}$ (16.67%) of the net tax liability reported for the look-back quarter.

Exceptions. The look-back rule does not apply to:

- The 1st and 2nd quarters beginning on or after the effective date of an increase in the rate of tax unless the deposit of taxes for each semimonthly period in the calendar quarter is at least $\frac{1}{6}$ (16.67%) of the tax liability you would have had for the look-back quarter if the increased rate of tax had been in effect for that look-back quarter; or
- Deposits of any tax if the tax was not in effect throughout the look-back quarter. If this exception applies to you, be sure to see the instructions on **How to complete** under **Schedule A** on page 8 to report your net tax liability.

The current liability safe harbor rule. The current liability safe harbor rule applies to all filers of Form 720. Filers are considered to meet the semimonthly deposit requirement if the deposit for the semimonthly period is at least 95% of the net tax liability for the semimonthly period.

For the semimonthly period for which the additional deposit is required, the additional deposit must be at least 69.67% (63.34% non-EFTPS) of the net tax liability for the semimonthly period. Also, the total deposit for that semimonthly period must be at least 95% of the net liability for the semimonthly period.

Requirements to be met. For the safe harbor rules to apply, you must:

1. Make each deposit timely at an authorized Government depository; and
2. Pay any underpayment for the current quarter by the due date of the return. However, if the due date of the return is extended because you report taxes with different return due dates, you must deposit on the earlier due date any underpayment for taxes ordinarily reported on the earlier date.



The IRS may withdraw the right to make deposits of tax using safe harbor rules from any person not complying with these rules.

Schedule A—Excise Tax Liability

How to complete. Complete Schedule A to record net tax liabilities for Part I taxes for each semimonthly period in a quarter even if your net liability is under \$2,000.

The following table will help you determine which boxes to complete on Schedule A.

IF you are reporting under the...	THEN you report on line...	AND enter the net tax liability in boxes...
9-day rule	1	A–F
30-day rule	2	G–L
Alternative method	3	M–R
14-day rule	4	S–X

If you are reporting more than one type of tax on lines 1, 2, 3, or 4:

1. Add the net liability for each tax for each semimonthly period, and
2. Enter the total in the applicable box.

If you are using the look-back rule for some taxes and you cannot use it for another tax in the same class, attach an additional sheet to Schedule A showing the net tax liability for each semimonthly period in the quarter for the other tax.

Additional rules. Report **communications and air transportation taxes** based on:

- Actual collections on line 1.
- Billings or tickets sold on line 3. The amount of tax to report for a semimonthly period is the amount that is considered collected during that period.

Example. The amounts billed for communications services from December 1–15, 1999, are considered collected during the period January 1–7, 2000, and are reported for the 1st quarter of 2000 on Schedule A in box **M**, not the 4th quarter of 1999.

Report your **gasoline, diesel fuel, and kerosene tax** liability on line 1, if you do not use the 14-day rule.

Reporting tax liability under the special September rule. An additional reporting is required under the special September rule (for the period shown in the chart on page 7) as follows:

<i>9-day-rule taxes</i>	Enter the tax liability for the period beginning September 16 and ending September 25/26 in the (line 1) Special rule for September box.
<i>30-day-rule taxes</i>	Enter the tax liability for ODCs for the period beginning August 16 and ending September 10/11 in the (line 2) Special rule for September box.
<i>Alternative method taxes</i>	Enter the tax included in amounts billed or tickets sold during the period beginning September 1 and ending September 10/11 in the (line 3) Special rule for September box on the 4th quarter return .
<i>14-day-rule taxes</i>	Enter the tax liability for the period beginning September 16 and ending September 25/26 in the (line 4) Special rule for September box.

For the remaining days in the September period, report the liability as follows:

<i>9-day-rule taxes</i>	Enter the liability for the period beginning September 26/27 and ending September 30 in box F .
<i>30-day-rule taxes</i>	Enter the liability for the period beginning September 11/12 and ending September 15 in box K . Leave box J blank. Enter the liability for the period beginning September 16 and ending September 30 in box L .
<i>Alternative method taxes</i>	Enter the tax included in the amounts billed or tickets sold for the period beginning September 11/12 and ending September 15 in box M of the 4th quarter return . Enter the tax included in amounts billed or tickets sold during the period beginning September 16 and ending September 30 in box N of the 4th quarter return .
<i>14-day-rule taxes</i>	Enter the liability for the period beginning September 26/27 and ending September 30 in box X .

Schedule C—Adjustments and Claims

To make claims or adjustments to prior quarters, complete Schedule C. Enter on line 4 of Form 720 the total from line 13, Part III, of Schedule C. You cannot claim any amounts on Schedule C that you took or will take as a credit on **Form 4136**, Credit for Federal Tax Paid on Fuels, or as a refund on **Form 8849**, Claim for Refund of Excise Taxes, and its separate schedules.

If you are **not** required to file Form 720 but you are due a refund of excise tax, you must use Form 8849 to make your claim.



You must include in your gross income the amount of the credit from line 4 of Form 720 if you took a deduction on your income tax return that included the amount of the taxes and that deduction reduced your income tax liability. See Pub. 378 for more information.

Use **Form 843**, Claim for Refund and Request for Abatement, to request an abatement or refund of interest under section 6404(e) (due to IRS errors or delays) or an abatement of a penalty or addition to tax as a result of erroneous IRS written advice.

Part I—Adjustments to Previously Filed Forms 720

Use this part to make adjustments to correct errors involving Forms 720 you have filed for prior quarters. Generally, adjustments that reduce your tax liability for a prior quarter must be made within 3 years from the time the return was filed or 2 years from the time the tax was paid, whichever is later.

On line 1, enter the total of any adjustments claimed. A statement **must** be attached for each adjustment claimed. The attached statement must include the following information:

- An explanation of why you are claiming a reduction in tax or reporting additional tax.
- The computation of the amount you are claiming.
- A statement that you have the required supporting evidence.

Part II—Claims

Complete all information requested for each line, including month income tax year ends and period of claim (or for line 10, earliest and latest date of sale) included in the claim. Your claim will be disallowed if you do not follow the required procedures or do not provide all the required information. See Pub. 378 for definitions of terms used in these instructions.



*To make an ultimate vendor claim on lines 6 and 7, you are required to have a **UV** registration number (or **UP** registration number, in the case of kerosene sales from a blocked pump). If you do not have a registration number, you cannot make a claim at this time. Get **Form 637, Application for Registration (For Certain Excise Tax Activities)**, for information on how to apply for one.*

Claim requirements for lines 2 through 5 and line 8. The following requirements must be met:

1. The amount of the claim must be at least \$750 (combining amounts on lines 2, 3, 4, 5, and 8). This amount may be met by:
 - a. Making a claim for fuel used during any quarter of a claimant's income tax year or
 - b. Aggregating any amounts from quarters of the claimant's income tax year for which no other claim has been made.
2. Generally, the claim must be filed during the first quarter following the last quarter included in the claim. However, claims made on Form 720 must be filed early. For example, a calendar year income taxpayer's claim for the first quarter would be due June 30 (if filed on Form 8849). However, a claim made on Form 720 would be due April 30 or May 31, depending on the claimant's Form 720 filing requirement.
3. Only one claim may be filed for any quarter.
4. The fuel must have been used for the nontaxable purpose during the **Period of claim**.
5. The ultimate purchaser is the only person eligible to make the claim.



*If requirements 1–5 above are not met, see **Annual Claims** on page 10.*

Additional requirements for line 4.

- Line 4 **cannot** be used to make a claim for fuel used

on a farm for farming purposes, for the exclusive use of a state or local government, or for kerosene sold from a blocked pump. Only registered ultimate vendors may make these claims. See the instructions for lines 6 and 7 below.

- For kerosene uses on line 4, write “K” in the space to the left of the rate column. Kerosene claims must be reported separately. If more space is needed, attach a continuation sheet with the additional claims. Follow the same format as shown on line 4. Be sure to write your name and EIN on each sheet you attach.

Definitions. The following terms are used on Form 720 for lines 2 through 5 and line 8:

Off-highway business use means a business use other than in a highway vehicle registered or required to be registered for highway use. Also, you cannot claim a credit for use of the fuel in a motorboat.

Liquefied petroleum gas (LPG) includes propane or butane.

Line 6—Sales By Registered Ultimate Vendors of Undyed Diesel Fuel

Claimant. The registered ultimate vendor of the diesel fuel is the only person eligible to make this claim. Write your **UV** registration number on the entry line for that number.

Allowable sales. The fuel must have been sold during the **Period of claim** for:

- Use on a farm for farming purposes or
- Use by a state or local government (including essential government use by an Indian tribal government).

Claim requirements for line 6. The following requirements must be met:

1. The claim must be for diesel fuel sold during a period that is not less than 1 week.
2. The amount of the claim must be at least \$200. To meet this minimum requirement, amounts from line 6 and line 7 may be combined.
3. Generally, the claim must be filed by the last day of the first quarter following the earliest quarter of the claimant's income tax year included in the claim. For example, a calendar year income taxpayer's claim for the first quarter would be due June 30 (if filed on Form 8849). However, a claim made on Form 720 would be due April 30 or May 31, depending on the claimant's Form 720 filing requirement.



*If requirements 1–3 above are not met, see **Annual Claims** on page 10.*

Information to be submitted. Attach a separate sheet with the name and TIN of each farmer, custom harvester, or governmental unit to whom the diesel fuel was sold and the number of gallons sold to each.

Line 7—Sales By Registered Ultimate Vendors of Undyed Kerosene

Claimant. The registered ultimate vendor of the kerosene is the only person eligible to make this claim. Write your **UV** registration number on the entry line for that number if you are making a claim on line 7a or 7b. For line 7c, write your **UP** registration number on the entry line.


Allowable sales. The fuel must have been sold during the **Period of claim**:

- For use on a farm for farming purposes,

- For use by a state or local government (including essential government use by an Indian tribal government), or
- From a blocked pump.

Claim requirements for line 7. The following requirements must be met:

1. The claim must be for kerosene sold during a period that is not less than 1 week.
2. The amount of the claim must be at least \$100.
3. Generally, the claim must be filed by the last day of the first quarter following the earliest quarter of the claimant's income tax year included in the claim. For example, a calendar year income taxpayer's claim for the first quarter would be due June 30 (if filed on Form 8849). However, a claim made on Form 720 would be due April 30 or May 31, depending on the claimant's Form 720 filing requirement.

 *If requirements 1–3 above are not met, see **Annual Claims** below.*

Information to be submitted. For claims on lines 7a and 7b (Schedule C), attach a separate sheet with the name and TIN of each farmer, custom harvester, or governmental unit to whom the kerosene was sold and the number of gallons sold to each.


Line 9—Gasohol Blending

Claimant. The person who produced the gasohol is the only person eligible to make this claim.

Allowable use. Gasoline that was taxed at the full rate must have been used to produce gasohol during the **Period of claim** for sale or use in the blender's trade or business.

Claim requirements. The following requirements must be met:

1. The claim must be for gasohol sold or used during a period that is not less than 1 week.
2. The amount of the claim must be at least \$200.
3. Generally, the claim must be filed by the last day of the first quarter following the earliest quarter of the claimant's income tax year included in the claim. For example, a calendar year income taxpayer's claim for January and February must be filed by June 30 (if filed on Form 8849). However, a claim made on Form 720 must be filed by April 30 or May 31, depending on the claimant's Form 720 filing requirement.

 *If requirements 1–3 above are not met, see **Annual Claims**.*

Annual Claims

If a claim on lines 2–9 was not made for any gallons, an annual claim may be made. Generally, an annual claim is made on Form 4136 for the income tax year during which the fuel was used by the ultimate purchaser or sold by the registered ultimate vendor. See Form 4136 and its instructions for more information.

Line 10—Gasoline (Sold for the uses described.)

Claimant. The person who paid the tax to the government is the only person eligible to make this claim.

Allowable sales. The fuel must have been sold for one or more of the uses described for line 10.

Claim requirement. The claim must be filed within 3 years from the time the return was filed by the person who paid the tax to the government or 2 years from the time the tax was paid, whichever is later.

Line 11—Other Claims

Use the blank line(s) for any claim not described. If you need additional space, attach other sheet(s) with your name and EIN on each sheet. You must include:

- Any additional information required by the regulations,
- A detailed description of the transaction,
- How you figured the claim amount, and
- Any other information you believe will support the claim.

Privacy Act and Paperwork Reduction Act Notice.

We ask for the information on these forms in order to carry out the Internal Revenue laws of the United States. We need it to figure and collect the right amount of tax. Miscellaneous excise taxes are imposed under Subtitle D of the Internal Revenue Code. These forms are used to determine the amount of tax that you owe. Section 6011 requires you to provide the requested information. Section 6109 requires you to provide your taxpayer identification number (TIN). Routine uses of this information include giving it to the Department of Justice for civil and criminal litigation, and cities, states, and the District of Columbia for use in administering their tax laws. If you fail to provide this information in a timely manner, you may be liable for penalties and interest.

You are not required to provide the information requested on a form that is subject to the Paperwork Reduction Act unless the form displays a valid OMB control number. Books or records relating to a form or its instructions must be retained as long as their contents may become material in the administration of any Internal Revenue law. Generally, tax returns and return information are confidential, as required by section 6103.

The time needed to complete and file these forms and related schedules will vary depending on individual circumstances. The estimated average times are:

Form	Recordkeeping	Learning about the law or the form	Preparing and sending the form to the IRS
720	23 hr., 40 min.	1 hr., 50 min.	4 hr., 41 min.
Sch. A	1 hr., 55 min.	—	2 min.
Sch. C Part I	1 hr., 55 min.	6 min.	7 min.
Part II	22 hr., —	—	22 min.
Part III	14 min.	—	—
6197	4 hr., 18 min.	12 min.	17 min.
6627	5 hr., 1 min.	6 min.	11 min.

If you have comments concerning the accuracy of these time estimates or suggestions for making these forms and related schedules simpler, we would be happy to hear from you. You can write to the Tax Forms Committee, Western Area Distribution Center, Rancho Cordova, CA 95743-0001. **DO NOT** send the tax forms to this office. Instead, see **Where To File** on page 1.

Index

A		L	
Address, Name and	2	Liquefied petroleum gas (LPG)	3
Adjustments and claims (Schedule C)	8	Luxury tax, passenger vehicles	4
Air transportation	3	M	
Alcohol sold but not used as fuel	5	Manufacturers taxes	4
Amount to deposit	7	N	
Arrow components	5	Name and address	2
B		O	
Bows	5	Obligations not in registered form	4
C		ODCs	3, 6
Claims, Adjustments and (Schedule C)	8	Other fuels, tax rates	4
Coal	4	Outboard motors (electric) and sonar devices	5
Communications	3	Ozone-depleting chemicals (ODCs)	3, 6
D		P	
Deposits, How to make	6	Payment of taxes	6
Diesel fuel	3	Penalties and interest	2
E		Propane and butane (See Liquefied petroleum gas)	
Employer identification number	3	R	
Environmental taxes	3	Recordkeeping	2
F		Retail tax	4
Final return	1	S	
Floor stocks	6	Schedule A (Excise Tax Liability)	8
Foreign insurance policies	5	Schedule C (Adjustments and Claims)	8
Form 6197	5	Ship passenger tax	4
Form 6627	3	Special September rule, when to deposit	7
Fuel taxes	3	Sport fishing equipment	5
G		T	
Gas guzzler automobiles	5	Taxes, Payment of	6
Gasoline	3	Tires, Highway-type	4
H		Transportation by water	4
Help, additional	2	Trucks, trailers, tractors	4
How to file	1	U	
One-time filings	1	Unresolved tax problems	2
Zero tax	1	V	
I		Vaccines	5
Inland waterways fuel use	5	W	
Interest, Penalties and	2	When to deposit	6
K		When to file	1
Kerosene	3	Where to file	1
