




Department  
of the  
Treasury

Internal  
Revenue  
Service

Publication 911  
Cat. No. 60031B

# Direct Sellers

For use in preparing  
**1999** Returns



**Get forms and other information faster and easier by:  
COMPUTER**

- World Wide Web • [www.irs.gov](http://www.irs.gov)
- FTP • [ftp.irs.gov](ftp://ftp.irs.gov)

**FAX**

- From your FAX machine, dial • (703) 368-9694
- See *How To Get More Information* in this publication.

## Contents

Important Changes for 1999 .....	1
Introduction .....	1
Who Is a Direct Seller? .....	2
Basic Tax Information .....	2
Business Income .....	4
Capital Expenses .....	6
Cost Recovery .....	6
Business Expenses .....	7
Business Use of Your Home .....	9
Travel and Transportation .....	9
Meals and Entertainment .....	10
Business Gifts .....	11
Not-for-Profit Limit .....	12
Recordkeeping .....	12
Sample Filled-In Forms .....	13
How To Get More Information .....	18
Index .....	19

## Important Changes for 1999

**Standard mileage rate.** The standard mileage rate for the cost of operating your car in 1999 is 32½ cents a mile for all business miles driven before April 1. The rate is 31 cents a mile for all business miles driven after March 31.

**Photographs of missing children.** The Internal Revenue Service is a proud partner with the National Center for Missing and Exploited Children. Photographs of missing children selected by the Center may appear in this publication on pages that would otherwise be blank. You can help bring these children home by looking at the photographs and calling **1-800-THE-LOST (1-800-843-5678)** if you recognize a child.

## Introduction

This publication explains general tax information of interest to direct sellers. For example, it covers how to treat income, expenses, and other items related to having a direct-sales business. It also illustrates two filled-in tax forms that most direct sellers must file along with Form 1040. They are Schedule C (Form 1040), *Profit or Loss From Business*, and Schedule SE (Form 1040), *Self-Employment Tax*.

**Who is a direct seller?** Some of the characteristics that identify direct sellers are listed below. A more complete discussion is contained under the heading *Who Is a Direct Seller?*, later.

- **How you sell.** You sell consumer products to others on a person-to-person

basis, usually working out of your home. Or, you deliver or distribute newspapers or shopping news.

- **Where you sell.** You may sell door-to-door, through the sales party plan, or by appointment in someone else's home.
- **When you sell.** You may sell on a regular basis or only occasionally. You may sell full-time or part-time, such as a sideline to a regular job.

**Who is not a direct seller?** You are not a direct seller if you are employed in a store, sell through a retail sales outlet, or sell your employer's product away from the employer's place of business.

## Useful Items

You may want to see:

### Publication

- 1** Your Rights as a Taxpayer
- 15** Circular E, Employer's Tax Guide
- 15-A** Employer's Supplemental Tax Guide
- 334** Tax Guide for Small Business
- 463** Travel, Entertainment, Gift, and Car Expenses
- 505** Tax Withholding and Estimated Tax
- 525** Taxable and Nontaxable Income
- 533** Self-Employment Tax
- 535** Business Expenses
- 538** Accounting Periods and Methods
- 583** Starting a Business and Keeping Records
- 587** Business Use of Your Home
- 946** How To Depreciate Property

### Form (and Instructions)

- SS-4** Application for Employer Identification Number
- Sch A (Form 1040)** Itemized Deductions
- Sch C (Form 1040)** Profit or Loss From Business
- Sch C-EZ (Form 1040)** Net Profit From Business
- Sch SE (Form 1040)** Self-Employment Tax
- 1040** U.S. Individual Income Tax Return
- 1040-ES** Estimated Tax for Individuals
- 1099-MISC** Miscellaneous Income
- 2210** Underpayment of Estimated Tax by Individuals, Estates, and Trusts
- 4562** Depreciation and Amortization
- 8829** Expenses for Business Use of Your Home

See *How To Get More Information* near the end of this publication for information about getting publications and forms.

## Who Is a Direct Seller?

You are a direct seller if you meet all of the following conditions.

- 1) You are engaged in one of the following trades or businesses.
  - a) Selling or soliciting the sale of consumer products, either—
    - i) In a home or other place that is not a permanent retail establishment, or
    - ii) To any buyer on a buy-sell basis, a deposit-commission basis for resale by the buyer or any other person in a home or other place that is not a permanent retail establishment, or
  - b) Delivery or distribution of newspapers or shopping news (including any services directly related to that trade or business).
- 2) Substantially all your pay (whether paid in cash or not) for services described in (1) is directly related to sales or other output (including the performance of services) rather than to the number of hours worked.
- 3) Your services are performed under a written contract between you and the person for whom you perform the services, and the contract provides that you will not be treated as an employee for federal tax purposes.

As a direct seller, you usually sign up with a particular company to sell its product line. The company may refer to you by one of the following titles.

- Consultant
- Coordinator
- Dealer
- Demonstrator
- Designer
- Director
- Distributor and direct distributor
- Instructor
- Manager or supervisor
- Representative or sales representative

**Self-employed.** You are self-employed as a direct seller if you meet the three conditions listed earlier in this section. This generally means you have to pay self-employment tax (discussed later under *Business Taxes*).

**Employee.** You are a direct seller only if you are in business for yourself. Selling consumer products as a company employee does not make you a direct seller.

The fact that you work under another direct seller does not make you that person's employee.

**Recruiting.** You are engaged in the trade or business of selling or soliciting if you attempt to increase the sales of direct sellers who work under you (your "downline" group) and your earnings depend in part on how much they sell. Recruiting, motivating, and

training are examples of attempts to increase sales.

**Host or hostess.** You are not a direct seller if you simply host a party at which sales are made. Nevertheless, some information in this publication may still apply to you.

The "gift" you receive for giving the party is a payment for helping the direct seller make sales. You must report it as income at its fair market value. See *Other Income*, later.

Your out-of-pocket party expenses are subject to the 50% limit for meal and entertainment expenses, discussed later. These expenses are deductible as miscellaneous itemized deductions subject to the 2% limit on Schedule A (Form 1040), but only up to the amount of income you receive for giving the party. See *Not-for-Profit Limit*, later.

## Basic Tax Information

The following discussion gives basic tax information that may help if you have never been in business for yourself. For more information about starting a business, see Publication 583.

## Employer Identification Number (EIN)

EINs are used to identify the tax accounts of employers, certain sole proprietors, corporations, partnerships, estates, trusts, and other entities.

If you do not already have an EIN, you need to get one if any one of the following applies to your business.

- 1) You have employees.
- 2) You have a Keogh plan.
- 3) You operate your business as a corporation or partnership.
- 4) You file returns for:
  - a) Employment taxes,
  - b) Excise taxes, or
  - c) Taxes on alcohol, tobacco, or firearms.

Use Form SS-4 to apply for an EIN.

## Business Taxes

Four kinds of federal business taxes may apply to direct sellers.

- Income tax
- Self-employment tax
- Employment taxes
- Excise taxes

Your state, county, or city may impose other kinds of tax and licensing obligations.

**Income tax.** All businesses except partnerships must file an annual income tax return. (Partnerships file an information return.) For example, if you operate your direct-selling business as a sole proprietor, you must file Schedule C or Schedule C-EZ as part of your individual income tax return (Form 1040). You are a sole proprietor if you are self-employed (work for yourself) and are the only owner of your unincorporated business.

**Self-employment tax.** Self-employment tax is the social security and Medicare tax for those who work for themselves. It is like the social security and Medicare taxes withheld from the pay of wage earners. If you are a direct seller, you generally must pay this tax on your income from direct selling. You must pay it whether you are the sole proprietor of your business or a partner in a partnership. Use Schedule SE (Form 1040) to figure your self-employment tax. For more information about self-employment tax, see Publication 533.

**Social Security Administration (SSA) time limit for posting self-employment income.** Generally, the SSA will give you credit only for self-employment income reported on a tax return filed within 3 years, 3 months, and 15 days after the tax year you earned the income. If you file your tax return or report a change in your self-employment income after this time limit, SSA may change its records, but only to remove or reduce the amount. SSA will not change its records to not increase the amount of your self-employment income.

**Employment taxes.** If you have employees in your business, you generally withhold and pay the following kinds of employment taxes.

- The federal income tax you withhold from employees' wages.
- Social security and Medicare taxes—both the amount you withhold from employees' wages and the amount you pay as employer.
- Federal unemployment (FUTA) tax (none of which is withheld from the employees' wages).

For more information, see Publication 15.

**Other taxes.** For information about deducting personal property and other taxes, see *Taxes* under *Business Expenses*, later.

## Estimated Tax

The federal income tax is a pay-as-you-go tax. You must pay it as you earn or receive income during the year. There are two ways to pay as you go.

- **Withholding.** If you are an employee, your employer probably withholds income tax from your pay. By revising your W-4, you can increase the amount withheld to cover the income both from your job and from direct selling.
- **Estimated tax.** If you do not pay tax through withholding, or do not pay enough tax that way, you may have to pay estimated tax.

Estimated tax is used to pay both income and self-employment taxes (and certain other taxes and amounts reported on Form 1040). Estimated tax is discussed in Publication 505.

**Exceptions.** You do not have to pay estimated tax if you meet either of these two exceptions.

- You had zero tax liability last year, you were a U.S. citizen or resident for the whole year, and your tax year covered all 12 months.

- Your total expected taxes for 2000, minus any expected tax credits and withholding, will be less than \$1,000.

**Form 1040-ES.** Use Form 1040-ES to figure your estimated tax and make quarterly estimated tax payments.

**Form 2210.** If you did not pay enough estimated tax or have enough income tax withheld, you may be subject to a penalty. You can use Form 2210 to figure the penalty. Or, in most cases, you can have the Internal Revenue Service figure the penalty for you. See the Form 2210 instructions to determine if you must complete the form.

## Information Returns

If you have other direct sellers working under you and you sell \$5,000 or more in goods during the year to any one of those sellers, you must report the sales on an information return. The information return, Form 1099-MISC, must show the name, address, and identification number of the seller placing the orders. Check box 9 of Form 1099-MISC to show these sales. Do not enter a dollar amount. You must give Copy B or a qualified statement (such as a letter showing this information along with commissions, prizes, awards, etc.) to the seller by January 31, 2000.

You must file Copy A of Form 1099-MISC with the Internal Revenue Service by February 28, 2000. If you file electronically, you have until March 31, 2000. Use Form 1096 to summarize and transmit Form 1099-MISC. See the instructions to Form 1096 for the address where you must file Form 1096 and the accompanying Forms 1099-MISC.

## Penalties

The law imposes penalties to ensure that all taxpayers pay their taxes. Some of these penalties are discussed next. If you underpay your tax due to fraud, you may be subject to a civil fraud penalty. In certain cases, you may be subject to criminal prosecution.

**Failure-to-file penalty.** If you do not file your return by the due date (including extensions), you may have to pay a failure-to-file penalty. The penalty is 5% of the tax not paid by the due date for each month or part of a month that the return is late. This penalty cannot be more than 25% of your tax, but it is reduced by the failure-to-pay penalty (discussed next) for any month both penalties apply. However, if your return is more than 60 days late, the penalty will not be less than \$100 or 100% of the tax balance, whichever is less. You will not have to pay the penalty if you can show reasonable cause for not filing on time.

**Failure-to-pay penalty.** You may have to pay a penalty of 1/2 of 1% of your unpaid taxes for each month or part of a month after the due date that the tax is not paid. This penalty cannot be more than 25% of your unpaid tax. You will not have to pay the penalty if you can show good reason for not paying the tax on time.

You may still have to pay a failure-to-pay penalty if you received an automatic extension of time for filing. You will have to pay the penalty in either of the following situations.

- The tax shown on the extended return is more than 10% of the total tax.

- The amount due is not paid by the extended due date.

**Penalty for frivolous return.** You may have to pay a penalty of \$500 if you file a return that does not include enough information to figure the correct tax or that shows an incorrect tax amount due to either of the following reasons.

- A frivolous position on your part.
- A desire to delay or interfere with the administration of federal income tax laws.

This penalty is in addition to any other penalty provided by law.

**Accuracy-related penalty.** An accuracy-related penalty of 20% applies to any underpayment due to the following reasons.

- Negligence or disregard of rules or regulations.
- Substantial understatement of income tax.

This penalty also applies to conditions not discussed here.

Even though an underpayment was due to both negligence and substantial underpayment, the total accuracy-related penalty cannot exceed 20% of the underpayment. The penalty is not imposed if there is reasonable cause accompanied by good faith.

**Negligence.** Negligence includes the lack of any reasonable attempt to comply with provisions of the Internal Revenue Code.

**Disregard.** Disregard includes the careless, reckless, or intentional disregard of rules or regulations.

**Substantial understatement of income tax.** For an individual, income tax is substantially understated if the understatement of tax exceeds the greater of the following amounts.

- 10% of the correct tax.
- \$5,000.

**Information reporting penalties.** A penalty applies if you do not file information returns by the due date, if you do not include all required information, or if you do not report correct information. A penalty applies to information returns as follows.

- Correct information returns filed within 30 days after the due date, \$15 each.
- Correct information returns filed after the 30-day period but by August 1, \$30 each.
- Information returns not filed by August 1, \$50 each.

Maximum limits apply to all these penalties.

**Failure to furnish correct payee statements.** Any person who does not provide a taxpayer with a complete and correct copy of an information return (payee statement) is subject to a penalty of \$50 for each statement. If the failure is due to intentional disregard of the requirement, the minimum penalty is \$100 per statement with no maximum penalty.

**Identification numbers and other information.** Any person who does not comply with other specified reporting requirements, including the use of correct identification numbers (employer identification numbers and

social security numbers), is subject to a penalty of \$50 for each failure. The following are examples of information you must provide.

- Correct identification numbers for yourself, your spouse, and your dependents on returns and statements.
- Correct identification numbers for other taxpayers where required.
- Correct identification numbers when required by another taxpayer, such as a bank.

## Accounting Periods and Methods

All income tax returns are prepared using an accounting period (tax year) and an accounting method.

### Accounting Periods

You must figure your taxable income and file a federal income tax return on the basis of an annual accounting period called a "tax year." There are two accounting periods you may use.

- **A calendar year**, which begins on January 1 and ends on December 31.
- **A fiscal year** (including a period of 52 or 53 weeks). A regular fiscal year is 12 months in a row ending on the last day of any month except December.

You establish a tax year when you file your first income tax return. If you filed your first return as a wage earner using the calendar year, you must use the calendar year as your business tax year. You generally cannot change your tax year without IRS approval. For more information, see Publication 538.

### Accounting Methods

An accounting method is a set of rules used to report income and deduct expenses. The two most common accounting methods are the cash method and an accrual method.

The text and examples in this publication generally assume that you use the calendar year as your tax year and either the cash method or a hybrid method (a combination of cash and accrual) as your accounting method. If inventories are needed to account for your income, you must use an accrual method, discussed later, for your sales and purchases. If you use a fiscal year or an accrual method, you must make adjustments. For more information on accounting methods, see Publication 538.

**Cash method.** Under the cash method, you report income in the year it is received, credited to your account, or made available to you on demand. You need not have physical possession of it. You deduct expenses in the year you pay them, even if you incurred them in an earlier year.

**Check received.** If you receive a check before the end of the tax year, you must include it in your income for the year you receive it even though you do not cash or deposit it until the next year.

**Accrual method.** Generally, you report an item of income in the tax year when all events have happened that fix your right to receive the income and you can determine the amount with reasonable accuracy. Generally,

you deduct or capitalize business expenses when you become liable for them, whether or not you pay them in the same year.

**Prepaid expenses.** Expenses paid in advance can be deducted only in the year to which they apply under either the cash or an accrual method. For example, suppose you have a subscription to a direct-selling journal that runs out at the end of 1999. It will cost you \$30 to renew the subscription for one year or \$54 for 2 years. You decide to renew for 2 years and mail your check at the end of November 1999. You cannot deduct the \$54 on your 1999 return, even if you use the cash method of accounting. However, you can deduct half of the \$54 in 2000 and the other half in 2001.

## Business Income

You must report on your tax return all income you receive as a direct seller. This income includes any of the following.

- Income from sales—payments you receive from customers for products they buy from you.
- Commissions, bonuses, or percentages you receive for sales and the sales of others who work under you.
- Prizes, awards, and gifts you receive for any reason from your selling business.

Report this income regardless of whether it is reported to you on an information return.

### Income From Sales

You have income from sales if at least some of your customers buy directly from you and you buy the products you sell to them from a company (or another direct seller).

If some of your customers buy their products from a company, you, as the sales agent, do not have any sales income from these transactions. You will generally receive a commission or "bonus" for making the sale, but will have no direct income from the sale itself. If all of your sales are handled in this way, the rules in this section do not apply to you. Report your commissions as other business income. For more information, see *Other Income*, later.

Depending on the company with which you are affiliated and the nature of its marketing and compensation plan, you may have some sales which produce income from sales and some which produce only commissions or "bonuses."

**Example 1.** Your customers pay you the retail price for goods they order. You send the orders and payments to a company. The company sends the merchandise to fill the orders. The company also sends your share of the retail price.

You are acting as a sales agent for the company. You did not purchase the products you sold to your customers. Your payment from the company is a commission, not income from sales. Include the commissions in the gross receipts of your business. Do not include the full amount your customers pay for the goods they order.

**Example 2.** Your customers pay you a deposit when you take their orders. You send the orders to the company, but keep the de-

posits for yourself. The company fills the orders by shipping the merchandise to customers. The customers pay the company the rest of the retail price (usually cash on delivery).

You are acting as a sales agent for the company. The deposit is your commission. You have no income from sales.

**Example 3.** Your customers pay you for the goods you sell them, either when you take their orders or when you make deliveries. After your customers place orders, you order the goods from a company (or from a direct seller you work under). You either send the money for the goods with your orders or you are billed later. In either case, you are able to charge your customers more than you pay for the goods.

You are buying products "wholesale" and selling them "retail." The full amount received from your customers is income from sales. You have income from sales to report on your return.

**Example 4.** You keep a supply of goods your customers regularly buy from you. This allows you to fill their orders without delay. You order and pay for the goods before your customers specifically ask for them.

You have purchased goods to resell to customers. The full amount received from your customers is income from sales. You have income from sales to report on your return.

**Example 5.** You have recruited several other direct sellers who order the products they sell through you. Commissions or bonuses paid to you by the company are shared with the direct sellers in your "group" based on sales, purchases, or some other formula established by the company whose products you sell. You are able to keep the portion of the commissions you are not required to distribute to the direct sellers in your group.

The bonuses you receive from the company on these sales are included in gross receipts as commissions, not as income from sales.

### Gross Profit on Sales

Gross receipts minus cost of goods sold equals gross profit for the year.

If you have income from sales, figure your gross profit and the income to report by following these steps.

- 1) Figure the total your customers paid you during the year for goods you sold them. Include this in the gross business receipts you report on your return.
- 2) Next, subtract the amount (if any) your customers paid that you had to return in the form of refunds, rebates, or other allowances. Show this on your tax return.
- 3) Finally, subtract the cost of the goods you sold. To figure the cost of goods sold, you must know the value of the inventory of goods you had at the beginning and end of the year, and your purchases during the year. See *Cost of Goods Sold*, next, and *Inventory*, later.

### Cost of Goods Sold

To figure the cost of goods sold during the year, follow these steps.

- 1) Start with the value of your inventory at the beginning of your tax year. This is usually the same as the value of your

inventory at the end of the previous year. Valuing inventory is discussed later under *Inventory*.

- 2) Add to your beginning inventory the cost of merchandise you bought during the year to sell to customers. This does not include the cost of merchandise you bought for your own use, but it can include the cost of merchandise you use to demonstrate your product line. See *Demonstrators* under *Capital Expenses*, later.
- 3) Subtract from this total your inventory at the end of the year. The difference is your cost of goods sold during the year.

**Example 1.** Janet sells cookware on the sales-party plan. On December 31, 1998, she did not have any cookware on hand that she would sell, or had sold, to customers. However, she did have items of cookware that she used in demonstrations. The cost of these demonstrators was \$80. She does not have a beginning inventory for 1999.

During the year, Janet spent \$5,270 on goods in her product line. Of this amount, \$130 was for cookware sets she gave for personal gifts and \$40 was for a set for personal use. She purchased \$5,100 [\$5,270 - (\$130 + \$40)] worth of goods to sell to customers.

On December 31, 1999, Janet had only one demonstrator set on hand. She also had several sets of cookware in boxes awaiting delivery to customers. The cost of these sets was \$220. Her ending inventory for the year is \$220, and her cost of goods sold for 1999 is \$4,880 (\$0 beginning inventory + \$5,100 purchases - \$220 ending inventory).

**Example 2.** Lisa is a direct seller of cosmetics. She has an established clientele and knows what items are steady sellers. When the company has a special sale on these items, she buys an extra quantity for future sales. She had merchandise costing \$200 on hand at the end of 1998 (which would be her beginning inventory for 1999) and merchandise costing \$175 at the end of 1999. During the year she purchased \$3,250 of merchandise. Purchase returns and allowances were \$50. She withdrew \$200 of cosmetics for personal use. Lisa figures her cost of goods sold for 1999 as follows:

Beginning inventory .....	\$200
Add: Merchandise purchased during the year .....	\$3,250
Subtract: Purchase returns and allowances .....	50
Subtract: Goods withdrawn for personal use .....	200
	<u>3,000</u>
Goods available for sale .....	\$3,200
Subtract: Ending inventory .....	175
<b>Cost of goods sold .....</b>	<b><u>\$3,025</u></b>

Lisa figures her gross profit by subtracting the cost of goods sold from her gross receipts for the year as follows:

Gross receipts .....	\$5,375
Minus: Cost of goods sold .....	<u>3,025</u>
<b>Gross profit .....</b>	<b><u>\$2,350</u></b>

**Purchases.** When figuring cost of goods sold, include the **full cost** of all merchandise you buy to sell to customers. This cost includes any postage or freight charges to get the merchandise.

Figure your purchases at the actual price you pay. Deduct a **cash discount** or a **trade discount** in figuring your purchases, not the stated purchase price. A cash discount or a

trade discount is the difference between the stated purchase price and the actual price you have to pay.

**Purchase returns and allowances.** You must subtract purchase returns and allowances from your total purchases for the year when figuring cost of goods sold. This includes any rebates or refunds you received off the purchase price. It also includes any credit you received for merchandise you returned.

**Personal withdrawals.** Subtract from your purchases for the year the cost of goods in your product line that you bought for personal use and the cost of goods you withdrew from inventory. Merchandise is considered withdrawn from inventory when it is no longer for sale to customers. For example, if you sell a particular kind of soap and give some as a gift or use some yourself, you must withdraw the soap from inventory because it is no longer available for sale. Follow this procedure for all products withdrawn for personal use, even if you are using the product only to familiarize yourself with its characteristics or to demonstrate "loyalty" to the company whose products you sell.

## Inventory

Many direct sellers have little or no inventory. Others keep a considerable inventory of goods on hand. In either case, if you have income from sales, you should know how to figure your inventory at the end of each tax year. Figuring inventory involves:

- 1) Taking inventory,
- 2) Identifying the cost, and
- 3) Valuing the inventory.

You need to know your inventory at the beginning and end of each tax year to figure your cost of goods sold. Beginning inventory will usually be the same as ending inventory of the year before. Any differences must be explained in a schedule attached to your return.

**Taking inventory.** The first step is to identify and count all merchandise in your inventory. Include all goods to which you have title at the end of the year. This will generally be any goods you have on hand and have not yet sold to customers.

Include merchandise you have purchased, even if you have not yet physically received it. You may also have title to goods that were shipped to you but not yet received. If the risk of loss during shipment is yours, you probably have title to the goods during shipment. If you buy merchandise that is sent C.O.D., title passes when payment and delivery occur.

**Goods not yet paid for.** You may have title to goods not yet paid for. If you are billed for merchandise that is sent to you, you must usually pay the bill within a certain time, whether or not you sell the goods. In this case, you have title to the goods and must include them in inventory if they are not sold or delivered at the end of the year.

**Consignments.** Merchandise you receive on consignment is not purchased by you and is never included in your inventory. You have merchandise on consignment if you do not have to pay for what you have in stock until the time you sell it and collect the retail price from the customer.

**Identifying the cost.** The second step in figuring your inventory is to identify the inventory items with their costs. The specific identification method is used when you can identify and match the actual cost of the items in inventory. Most direct sellers will be able to use this method.

If you cannot identify specific items with their invoices, you must make an assumption about which items were sold during the year and which remain. Make this assumption using either the first-in first-out (FIFO) method or the last-in first-out (LIFO) method.

The FIFO method assumes that the first items you purchased or produced are the first items you sold, consumed, or otherwise disposed of.

The LIFO method assumes that the last items that you purchased are sold or removed from inventory first.

**Valuing the inventory.** The third step in figuring your inventory is to value the items you have in inventory.

The two common methods to value non-LIFO inventory are the **cost method** and the **lower of cost or market method**. LIFO inventory must only be valued at **cost**.

**Cost method.** If you use the cost method to value your inventory items, the value of each item is usually its invoice price. Add transportation, shipping, or other necessary charges in getting the items. Subtract any discounts you received from the invoice price.

If any of the goods you have on hand at the end of the year were also in your inventory at the beginning of the year, they have the same value at the end of the year as they had at the beginning.

**Lower of cost or market method.** See Publication 538 for a discussion of the lower of cost or market method.

**New business.** For a new business not using LIFO, you may choose either method to value your inventory. You must use the same method to value your entire inventory, and you cannot change the method without IRS approval.

## Other Income

The full amount of everything you receive in your selling business is business income. You must report all business income on your tax return. Take no deduction from your income before entering it on the return.

**Commissions, bonuses, and percentages.** Many direct sellers receive a commission on their sales or purchases. Your commission might be called a "bonus" or "percentage," and it might be based on both your own sales and the sales of other direct sellers working under you, or on your purchases from the company with which you are affiliated.

Report the full amount of any commissions you receive as business income, even if you pay part of it to other direct sellers working under you. You can usually deduct the part you pay to others as a business expense. For more information, see *Commissions* under *Other Expenses*, later.

**Prizes, awards, and gifts.** If you receive prizes, awards, or "gifts" in your role as a direct seller, you must report their full value as business income. The following are examples of items that must be included in income.

- Cash.
- Free merchandise.

- Expense-paid trips.
- Use of a car.
- Jewelry signifying your level of achievement as a direct seller.
- Membership in organizations or clubs.
- Tickets to sports events, shows, or concerts.

**Value of goods or services received.** You must report income received in the form of goods or services at their “fair market value” on your tax return. Fair market value is the price agreed on between a buyer and a seller when both have all the necessary information and neither is forced to buy or sell.

**Value of use of property.** If you receive the free use of property through your direct-sales performance, you must include the fair market value of the use of the property in your business income. There are special rules for the free use of an automobile and certain other property. For more information, see Publications 463 and 525.

## Capital Expenses

You must capitalize some costs rather than deduct them. These costs are a part of your investment in your business and are called “capital expenses.”

Although you generally cannot take a current deduction for a capital expense, you may be able to take deductions for these costs over a period of years as explained later under *Cost Recovery*.

## Kinds of Capital Expenses

You must capitalize the following costs.

- **Going into business.** The costs of getting started in business, before you are authorized to start selling your company’s products, are all capital expenses. These include the cost of exploring different direct-selling opportunities, the cost of any training you must have before becoming a direct seller for your product line, any fees you must pay to the company to become a direct seller, and similar costs. See chapter 12 of Publication 535 for information on how to treat these costs.
- **Business assets.** The cost of any asset (property) that will last substantially beyond the tax year it is placed in service is a capital expense. Examples of business assets include: office furniture, business vehicles, and storage shelves. See *Cost Recovery*, later.
- **Improvements.** The costs of making improvements to a business asset are capital expenses if the improvements add to the value of the asset, appreciably lengthen the time you can use it, or adapt it to a different use. However, normal repair expenses are deducted as current business expenses and are not capitalized. For example, if you have a car you use only for business, maintenance and repair costs, such as tune-ups, new headlights, or brake repairs, are business expenses. The cost of overhauling the engine, however, is a capital expense.

## Demonstrators

If you keep your company’s products on hand to show to potential customers, their cost may be part of the cost of goods sold, a capital expense, a business expense, or a personal expense, depending on the circumstances. The cost of a product you use yourself is a personal expense, even if you occasionally show it to prospective customers.

**Example.** Sheila is a direct seller who uses many of her products in her own home. When potential customers come to her house, she can show them drapes she bought from the company, as well as her lawn chairs, toaster, grill, tea set, and spice cabinet. By showing these items in her own home, she hopes to interest people in buying from her company or in becoming direct sellers themselves.

Sheila cannot take deductions for the cost of any of these products. Because she uses them in her own home for personal reasons, their cost is not a cost of doing business.

**One year or less of use.** If you have a product that you use as a demonstrator for one year or less and the demonstrator itself is not available for purchase by your customers, its cost is a business expense. See *Business Expenses*, later.

If the demonstrator itself can be bought by your customers, include it in your inventory of goods for sale.

**Example 1.** Constance is a direct seller of kitchenware. Customers must order items from a catalog, but she keeps at least one of each type on hand to show buyers. When her product line changes and an item is discontinued, she either starts using the demonstrator in her own kitchen or tries to sell it. When she had a garage sale, she sold a number of unused demonstrators.

Constance includes her demonstrators, including those for discontinued products, in her inventory of goods for sale. When she sells a demonstrator, including those she sold at the garage sale, she includes the income in her gross business receipts.

When Constance starts using a demonstrator in her own kitchen, it is a withdrawal of inventory for personal use. She subtracts the cost of the item from her purchases for the year, as discussed under *Cost of Goods Sold*, earlier.

**Example 2.** Lydia sells needlework kits at sales parties. She has catalogs and a number of kits to show customers. She uses these kits to demonstrate various needlework techniques.

The demonstrator kits last less than one year and are not sold to customers. Some are ruined and thrown away. Their cost is a business expense.

**More than one year of use.** If you use a demonstrator for more than one year, its cost is a capital expense. However, if you expect to eventually sell the demonstrator, include it in your inventory of goods for sale.

**Example 1.** Mike sells educational books door-to-door. He carries copies of the books to show. If someone wants a book, he takes a deposit and delivers the book at a later time.

Because his product line changes little from year to year, Mike can use a book as a demonstrator for a long time. Although he

periodically replaces his demonstrators with new ones and sells the old ones at a discount, he has kept some books as demonstrators for up to 3 years.

Because Mike eventually sells his demonstrators, they remain part of his inventory of goods for sale.

**Example 2.** Janet sells the same line of educational books as Mike in *Example 1*. Unlike him, she tries to use her demonstrators as long as possible. She puts the books in plastic jackets to protect them, and ordinarily only stops using them as demonstrators when the company comes out with a new edition. Janet never sells the old demonstrators. She can recover the cost of the books she uses as demonstrators as discussed under *Cost Recovery*, next.

## Cost Recovery

You can usually “recover” your cost for capital expenses—subtract them from income—over a number of years. This is done by deducting each year a part of the basis (usually your cost) using depreciation or amortization. Use depreciation to recover capital expenses for most tangible business assets. Use amortization to recover only certain kinds of capital expenses, including business start-up costs. Amortization is discussed in chapter 12 of Publication 535.

Under certain circumstances, you may be able to treat a limited amount of the cost of certain qualifying property as a current expense rather than a capital expense. This is called the “section 179 deduction.”

**Form 4562.** Generally, use Form 4562 to report depreciation, amortization, and the section 179 deduction. Form 4562 is illustrated in an example in Publication 946.

## Section 179 Deduction

If you make the election, you can deduct a limited amount of the cost of qualifying property you buy for use in your direct-selling business only in the first year you place the property in service.

**Placed in service.** Property is placed in service when it is first ready and available for a specific use. To claim the section 179 deduction or depreciation, you must know when the property was placed in service.

**Qualifying property.** Qualifying property includes tangible personal property for which depreciation is allowable. However, see chapter 2 in Publication 946 for more information.

**Maximum dollar limit.** The total cost you can choose to deduct for 1999 cannot be more than \$19,000.

If the total cost of qualifying property is less than \$19,000, your section 179 deduction cannot be more than the cost of the qualifying property.

**TIP** *The maximum amount you can take as a section 179 deduction increases to \$20,000 in 2000. This amount increases in later years until it reaches \$25,000 in 2003.*

**Taxable income limit.** The total cost you can deduct each year is limited to the taxable income from the active conduct of any trade or business during the year.

**More information.** For more information, see Publication 946.

## Depreciation

If you do not choose a section 179 deduction or you choose a section 179 deduction and do not deduct all of your cost, you can take a depreciation deduction for part or all of the cost you did not deduct as a section 179 deduction.

Property for which you can recover its cost through depreciation is called depreciable property. Depreciable property may be tangible or intangible.

- 1) Tangible property is property you can see or touch and includes both real and personal property.
  - a) Real property is land and generally anything built on land, growing on land, or attached to land. However, land itself is never depreciable.
  - b) Personal property is property that is not real property, such as a car, truck, or office equipment.
- 2) Intangible property generally has value but you cannot see or touch it. It includes items such as copyrights, franchises, trademarks, and trade names.

You can depreciate property if it meets the following requirements.

- It is used in business or held for the production of income.
- It is something that wears out, decays, gets used up, becomes obsolete, or loses value from natural causes.
- It is expected to last more than one year. In other words, it has a useful life that extends substantially beyond the year it is placed in service.

In general, property that does not meet all of these requirements is not depreciable.

The modified accelerated cost recovery system (MACRS) is the depreciation system you must use for most tangible depreciable property placed in service after 1986.

For more information about depreciation of property placed in service after 1986, see Publication 946. It contains a detailed discussion of MACRS and its depreciation methods.

For more information about property placed in service before 1987, see Publication 534, *Depreciating Property Placed in Service Before 1987*.

## Listed Property

Listed property includes property used for transportation or entertainment and certain computers and cellular phones. There are additional rules and recordkeeping requirements you must follow when depreciating listed property. If listed property is not used more than 50% for a qualified business use during any tax year, special rules apply to the section 179 deduction and the depreciation deduction. See chapter 4 in Publication 946.

**Passenger automobiles.** For passenger automobiles, the total depreciation deduction (including the section 179 deduction) you can claim is limited.

For automobiles you place in service during 1999, your depreciation, including the section 179 deduction, cannot be more than \$3,060. For 2000 and 2001, your maximum depreciation deduction is \$5,000 and \$2,950, respectively. The maximum depreciation deduction for each year after 2001 is \$1,775.

You must reduce these limits further if your business/investment use is less than 100%.

**Example.** Peter purchased a car this year for \$4,500 and he used it 60% for business. He chooses to take a section 179 deduction for the car. The cost of Peter's car that qualifies for the section 179 deduction is \$2,700 ( $\$4,500 \times 60\%$ ). However, Peter's section 179 deduction is limited to \$1,836 ( $\$3,060 \times 60\%$ ).

## Business Expenses

The current operating costs of running your business are known as business expenses. These are costs you do not have to capitalize or include in the cost of goods sold.

You must keep business expenses separate from personal expenses. If you have an expense that is partly for business and partly personal, you can deduct only the business part.

To be deductible, a business expense must be both ordinary and necessary. An **ordinary** expense is one that is common and accepted in your field of business, direct selling. A **necessary** expense is one that is appropriate and helpful for your direct-selling business. An expense does not have to be indispensable to be considered necessary.

This section discusses business expenses you might have as a direct seller. For more information on business expenses, see Publication 535.

## Salaries and Wages

You can generally deduct the pay you give your employees for the services they perform for your business. The pay may be in cash, property, or services. It may include wages, salaries, vacation allowances, commissions, and fringe benefits.

If you are a sole proprietor, you cannot deduct your own salary or any personal withdrawals you make from your business. You are not an employee of the business.

For detailed discussions of salaries, wages, and other payments to employees, see Publications 15 and 535.

## Taxes

You can deduct as a business expense various federal, state, local, and foreign taxes directly attributable to your direct-selling business. Some of these taxes were discussed earlier under *Business Taxes* and others are discussed next.

**Income taxes.** Most income taxes, including federal income taxes, cannot be deducted as a business expense. However, you can deduct a state income tax on gross income (as distinguished from net income) directly attributable to a trade or business as a business expense. You can generally deduct personal


state and local income taxes as an itemized deduction on Schedule A (Form 1040).

**Personal property tax.** You can deduct as a business expense any tax imposed by a state or local government on personal property used in your direct-selling business.

You may also deduct as a business expense registration fees for the right to use property within a state or local area.

**Example.** May and Julius Winter drove their car 7,000 business miles out of a total of 10,000 miles during the tax year. They had to pay \$25 for their annual state license tags and \$20 for their city registration sticker. They also paid \$235 in city personal property tax on the car, for a total of \$280. They are claiming their actual car expenses for the year. Because they used the car 70% for business, they can deduct 70% of the \$280, or \$196, as a business expense.

**Sales tax.** Treat any sales tax you pay on a service or on the purchase or use of property as part of the cost of the service or property. If the service or the cost or use of the property is a deductible business expense, you can deduct the tax as part of that service or cost. If the property is merchandise bought for resale, the sales tax is part of the cost of the merchandise. If the property is depreciable, add the sales tax to the basis for depreciation. See Publication 551 for information about the basis of property.

 **Do not deduct state and local sales taxes imposed on the buyer that you must collect and pay over to the state or local government. Do not include these taxes in gross receipts or sales.**

**Fuel taxes.** Taxes on gasoline, diesel fuel, and other motor fuels that you use in your business usually are included as part of the cost of the fuel itself. Do not deduct these taxes as a separate item.

## Interest

Interest is the amount charged for the use of borrowed money. You can generally deduct as a business expense all interest you pay or accrue in the tax year on a debt related to your business. To take the deduction, you must have a true obligation to pay a fixed or determinable sum of money.

No deduction is allowed for interest paid or accrued on personal loans. If a loan is part business and part personal, you must divide the interest between the personal part and the business part. For more information, see chapter 8 in Publication 535.

**Example.** During the tax year, you paid \$600 interest on a car loan and used the car 60% for business and 40% for personal purposes. You can deduct only \$360 (60% of \$600) as a business expense on your Schedule C (Form 1040) or Schedule C-EZ (Form 1040). The remaining interest of \$240 is a nondeductible personal expense.

## Insurance

You can generally deduct premiums you pay for the following kinds of insurance related to your trade or business.

- Fire, theft, flood, or similar insurance.
- Merchandise and inventory insurance.

- Car and truck insurance that covers vehicles used in your business if you do not use the standard mileage rate to figure your car expenses.
- Credit insurance to cover losses from unpaid debts.
- Liability insurance.
- Use and occupancy and business interruption insurance. This insurance pays you for lost profits if your business is shut down due to a fire or other cause. Report the proceeds as ordinary income.

You generally cannot deduct the cost of life insurance paid on your own life. However, see chapter 10 in Publication 535 for information on when life insurance premiums are deductible.

**Business and personal.** If you pay premiums for insurance coverage that is both business and personal, you can deduct only the part that pays for business coverage. For example, if you use your car 25% in your direct-selling business and 75% for personal transportation, you can deduct only 25% of your car insurance premiums if you claim actual expenses for the use of the car.

**When to deduct.** Under the cash method of accounting, premiums are not deductible until paid. If you wait until a later tax year to pay an insurance premium due in an earlier year, you cannot deduct the premium until the year you pay it.

If you make an advance payment on an insurance policy that covers more than one tax year, you can only deduct the part that buys insurance for the current tax year. You must wait until the next year to deduct the part that buys insurance for that year, and so on.

**Example.** You are a direct seller. In June 1999, you pay \$1,200 in premiums for merchandise insurance effective July 1999 through June 2001 (\$50 per month). You can deduct \$300 in 1999 ( $\$50 \times 6$  months), \$600 in 2000 ( $\$50 \times 12$  months), and \$300 in 2001.

**Dividends.** An insurance dividend is a return of part of the premiums you paid. If you receive dividends from business insurance premiums you deducted in an earlier year, you must report all or part of the dividend as business income on your return. For more information, see *Recovery of amount deducted* in chapter 1 of Publication 535.

## Telephone

You can deduct the cost of business telephone calls made on your own phone, including the following expenses.

- Business calls on a second line.
- Long-distance business calls on any phone.
- A pro-rata portion (the business part) of special services on any line.
- A pro-rata portion (the business part) of basic local services on a second line.



*You cannot deduct any charges (including taxes) for basic local services on the first telephone line in your home.*

**Example 1.** Leo had a separate telephone line installed in his home for his direct-selling business. He had this phone number printed on his business cards and always uses it only for business calls.

Leo can deduct the full amount of his business phone bill because the phone is used exclusively for business.

**Example 2.** Mary and George run an active direct-selling business out of their home. For February, their phone bill was \$65—\$20 for basic telephone service, federal excise tax, etc., and \$45 for long-distance calls.

The total charge for long-distance business calls on their bill is \$31. Mary and George can deduct \$31 as a business expense.

**Away from home.** If you travel away from home and make a business phone call, you can deduct the cost of the call, whether or not the rest of your travel expenses are deductible.

**Business and personal calls.** You can deduct telephone expenses only for business calls. Personal calls do not become business calls because some business is discussed.

**Example.** Lydia is interested in sponsoring others as direct sellers for her product line. She often talks by phone with her sister who lives 50 miles away. They talk about personal matters. When Lydia mentions her direct-selling work, she usually says something to encourage her sister to become a direct seller too.

Lydia's phone calls to her sister are personal and nondeductible. Their primary purpose is not to recruit her sister as a direct seller, but to continue their personal relationship.

## Other Expenses

Discussed next are other expenses you may have as a direct seller.

**Business licenses.** License fees and regulatory fees paid each year to state and local governments are generally deductible business expenses. Some licenses and fees may have to be amortized. See chapter 12 of Publication 535 for information on amortization.

**Catalogs.** The cost of catalogs you keep and use in your selling business for more than one year must be capitalized. The cost can then be recovered as explained under *Cost Recovery*, earlier. If the catalogs are useful in your selling business for one year or less, you can deduct their full cost in the tax year you pay for them.

**Commissions.** If you must pay a bonus, percentage, or other type of commission to direct sellers working under you, you can deduct the amount you pay. Report the full amount of any commissions you receive as business income, and deduct the commissions you pay out as ordinary and necessary business expenses.

**Example.** Freda has her own direct-selling business and sponsors two other direct sellers. These direct sellers report their sales to her each month. She in turn adds their sales to hers and reports the total to the direct seller who sponsored her. In March, the

people working under her each had \$400 in sales and she had \$500 in sales of her own. She reports to the company (or her sponsor) \$1,300 ( $\$400 + \$400 + \$500$ ) in monthly sales for her group even though her income is only \$500.

Freda received a commission or "performance bonus" for March equal to 10% of the \$1,300, or \$130, in sales. She reports the entire \$130 as business income on her tax return.

Freda must pay the direct sellers working under her a commission of 7% on their monthly sales of \$400. She paid each of them \$28 (7% of \$400) for their March sales. She deducts the total, \$56, as a business expense on her tax return.

**Computer.** If you use a computer in your direct sales business, you can take a section 179 deduction, depreciation, or both, if you use it more than 50% in your business. For more information, see chapter 4 in Publication 946.

**Home meetings.** If you have business meetings in your home, you can deduct your expenses for the meeting only when they meet certain tests.

- The expenses of entertaining business associates in your home are deductible only if they meet the tests discussed under *Meals and Entertainment*, later, and only if you can prove your expenses as discussed under *Recordkeeping*, later.
- The expenses of maintaining your home as a place of business are deductible only if you meet the tests discussed under *Business Use of Your Home*, later.

**Example.** Barbara and Bill hold biweekly meetings in their home for the direct sellers who work under them. They discuss selling techniques, solve business problems, and listen to presentations by company representatives.

Because the meetings are for business, Barbara and Bill can deduct 50% of the cost of the food and beverages they provide. The 50% limit is explained later under *Meals and Entertainment*. They keep a copy of their grocery receipts for these refreshments, and record the date, time, and business nature of each meeting. Because the meetings are held in their living room rather than in a special area set aside only for business, they cannot deduct any of their home expenses for the meetings.

**Journal subscriptions.** If you subscribe to a journal for direct sellers, you can deduct the annual subscription fee as a business expense.

**Membership fees or club dues.** Generally, you cannot deduct amounts you pay or incur for membership in any club organized for business, pleasure, recreation, or any other social purpose. This includes country clubs, athletic clubs, luncheon clubs, sporting clubs, airline clubs, and hotel clubs.

**Exception.** Generally, membership fees for the following types of organizations are deductible unless one of the main purposes is to conduct entertainment activities for members or their guests or to provide members or their guests with access to entertainment facilities.

- Boards of trade



- Business leagues
- Chambers of commerce
- Civic or public service organizations
- Professional associations
- Trade associations

**Legal and professional fees.** You can deduct as a business expense professional fees, such as fees charged by accountants or lawyers, that are directly related to your business and are ordinary and necessary in the operation of your business. However, if the charges include payments for work of a personal nature (such as making out a will or the personal portion of your tax return), you can deduct as a business expense only the part of the fee related to your business.

**Tax return preparation fees.** You can deduct as a business expense on Schedule C (Form 1040) or Schedule C–EZ (Form 1040) the cost of preparing that part of your tax return relating to your business as a sole proprietor. You can deduct the remaining cost on Schedule A (Form 1040) if you itemize your deductions.

You also can take a business deduction on Schedule C or Schedule C–EZ for the amount you pay or incur in resolving asserted tax deficiencies for your business as a sole proprietor.

**Samples and promotional items.** You can deduct the cost of samples you give to your customers and the cost of promotional items such as posters. You cannot deduct the cost of any samples you use personally.

**Service charges.** You can deduct service charges you pay on orders for goods. The service charge can be a flat charge or based on either the amount you order or the number of customers for whom you order.

**Supplies.** You can deduct the cost of order forms, bags, business cards, and other supplies you use in your business. However, if you stock supplies to be used largely in later tax years, you can deduct only the cost of supplies you use during the current year. You must wait until the years you actually use the supplies to deduct the rest of their cost.

If you keep incidental materials and supplies on hand, you can deduct the cost of the incidental materials and supplies you bought during the tax year if all three of the following requirements are met.

- You do not keep a record of when they are used.
- You do not take an inventory of the amount on hand at the beginning and end of the tax year.
- Your taxable income is clearly reflected by this method.

---

## Business Use of Your Home

Many direct sellers work out of their own homes and have business expenses for using their homes. However, you cannot deduct any expenses for using your home in business unless you meet certain tests.

## Qualifying for a Deduction

To qualify to claim expenses for the business use of your home, you must meet the following tests.

- 1) Your use of the business part of your home must be:
  - a) Exclusive (however, see *Exception under Exclusive use*, later),
  - b) Regular,
  - c) For your trade or business, AND
- 2) The business part of your home must be **one** of the following:
  - a) Your principal place of business,
  - b) A place where you meet or deal with clients or customers in the normal course of your trade or business, or
  - c) A separate structure (not attached to your home) you use in connection with your trade or business.

**Exclusive use.** “Exclusive use” means that you use a specific part of your home only for carrying on your direct-selling business. You do not meet the exclusive use test if you use part of your home as your business office and also for personal purposes.

**Example.** You use a den in your home to write orders and do the paperwork for your business. The den is also used by your children to do their homework. You cannot claim any business deduction for the use of the room.

**Exception.** You do not have to meet the exclusive use test if you use part of your home for storing inventory or product samples. You can deduct expenses from using part of your home for storing inventory or product samples if you meet all the following tests.

- You keep the inventory or product samples for use in your direct-selling business.
- Your home is the **only** fixed location of your business.
- You use the storage space on a regular basis.
- The space you use is separately identifiable and suitable for storage.

**Example.** Your home is the sole fixed location for your business of selling cookware. You regularly use half your basement for storing inventory and occasionally for personal purposes. You can deduct your expenses for the storage space even though this part of your basement is not used exclusively for business.

**Regular use.** “Regular use” means that you use a specific part of your home for business on a continuing basis. Occasional or incidental business use of part of your home does not meet the regular use test even if you do not use that part for any other purpose.

**Principal place of business.** Your home office will qualify as a principal place of business for deducting expenses for its use if you meet both of the following requirements.

- 1) You use it exclusively and regularly for the administrative or management activities of your trade or business.
- 2) You have no other fixed location where you conduct substantial administrative or management activities of your trade or business.

Alternatively, if you do business at more than one location and your home does not qualify as your place of business based on these rules, you determine your principal place of business based on the following factors.

- 1) The relative importance of the activities performed at each location.
- 2) The time spent at each location if the relative importance factor does not determine your principal place of business.

**Place to meet clients or customers.** If you meet with clients or customers in your home in the normal course of your direct selling business, even though you also carry on business at another location, you can deduct your expenses for the part of your home used exclusively and regularly for business if both of the following apply.

- You physically meet with clients or customers on your premises.
- Their use of your home is substantial and integral to the conduct of your business. You do not qualify to deduct expenses for the business use of your home if you have only occasional meetings or telephone calls.

**Separate structure.** You can deduct the expenses for a separate free-standing structure, such as a studio, garage, or barn, if you use it exclusively and regularly for business. This structure does not have to be your principal place of business or a place where you meet clients or customers.

**Where to deduct.** If you qualify to deduct expenses for the business use of part of your home, you must figure your deduction on Form 8829 and attach it to Form 1040. You deduct the expenses on Schedule C (Form 1040).

**More information.** For more information, including how to figure your deduction, see Publication 587.

---

## Travel and Transportation

Travel refers to trips you take to places where you need to spend the night away from home – for example, travel to a distant city to attend a business-related function or convention. Transportation refers to trips you make in the area where you live and work—for example, transportation to call on customers or make deliveries in your city and its suburbs.

You must be able to prove your expenses for travel and transportation. Deductions for travel and transportation are looked at closely when the IRS examines returns. For more information, see *Recordkeeping*, later.

## Travel

If you temporarily travel away from your tax home on business, you can deduct your ordinary and necessary travel expenses. You cannot deduct lavish or extravagant expenses or those for personal or vacation purposes.

You can deduct all of your travel expenses if your trip was entirely business related. This includes expenses incurred when you attend a seminar, meeting, convention, or other function if you can show that your attendance benefits your direct selling business. If your trip was primarily for business and, while at your business destination, you extended your stay for a vacation, made a nonbusiness side trip, or had other nonbusiness activities, you can deduct only your business-related travel expenses. These expenses include the travel costs of getting to and from your business destination and any business-related expenses at your business destination.

**Example.** You live in and conduct your direct selling business from Atlanta and take a business trip to New Orleans. On your way home, you stop in Mobile to visit your parents. You spend \$630 for the 9 days you are away from home for travel, meals, lodging, and other travel expenses. If you had not stopped in Mobile, you would have been gone only 6 days, and your total cost would have been \$580. You can deduct \$580 for your trip, including the cost of round-trip transportation to and from New Orleans. The cost of your meals is subject to the 50% limit on meals mentioned later.

If your trip was primarily for personal reasons, such as a vacation, the entire cost of the trip is a nondeductible personal expense. However, you can deduct any expenses you have while at your destination that are directly related to your business.

For more information, see Publication 463.

## Transportation

You can deduct transportation expenses for your business. Generally, business transportation is traveling between two or more workplaces in the same day or between your home and a temporary work location. It includes the following kinds of trips you make in the area where you live and work.

- Calling on customers
- Making deliveries
- Picking up goods
- Attending business meetings

Transportation expenses can include train, bus, and cab fares, car rental fees, and the cost of driving and maintaining your car for business transportation. Meals and lodging are not included in transportation expenses.

**Commuting expenses.** You cannot deduct the cost of transportation between your home and your main or regular place of work. The cost of commuting is a nondeductible personal expense, regardless of the distance or whether work is performed during the trip.

**Example.** Elaine works full time as a bank teller. She also sells cosmetics part time to her co-workers at the bank. After her customers select items from a catalog, she sends the orders to the cosmetics company. She delivers the items to the bank when she receives them from the company.

Elaine's expense of delivering items is not deductible. Her cost of getting to the bank is a commuting expense. The fact that she carries cosmetics does not make her commuting expense a deductible business expense.

**Two places of work.** If you work at two places in one day, you can deduct the expense of getting from one to the other. However, if for some personal reason you do not go directly from one location to the other, you cannot deduct more than the amount it would have cost you to go directly from the first location to the second.

**Deductible expenses.** If you use your vehicle in your business, see Publication 463 for information on how to figure your expenses for business transportation.

## Meals and Entertainment

Because you are in the selling business, you may take business associates to lunch or entertain them. The cost can be a deductible business expense. However, there are certain conditions that must be met before you can take a deduction for business meals and entertainment, and you generally can deduct only 50% of your cost. This section discusses these rules. There are also certain records you must keep. For more information, see *Recordkeeping*, later.

**Meals.** Include as meals the amounts spent on food and beverages and the taxes and tips on those amounts. Generally, no deduction is allowed unless you or your employee is present when the food or beverages are provided.

**Entertainment.** Include as entertainment any activity generally considered to provide entertainment, amusement, or recreation. This includes entertaining guests at nightclubs; social, athletic, and sporting clubs; theaters; sporting events; on yachts; and on hunting, fishing, and vacation trips or on similar outings. It can also include meeting personal, living, or family needs, such as furnishing a hotel suite or a car to business customers or their families. However, see *Not directly related*, later, for more information.

## Directly Related or Associated

To be deductible, meal and entertainment expenses must be ordinary and necessary expenses of carrying on your direct-selling business and you must be able to prove them as explained later under *Proving Your Deductions*. Unless certain exceptions apply, you must be able to show that they are "directly related" to or "associated" with the active conduct of your business.

For more information, see chapter 2 of Publication 463.

**Directly related.** For meal and entertainment expenses to meet the directly-related test, all of the following must apply.

- You had more than a general expectation of getting income or some other specific business benefit from the expense.

- You engaged in business with the person during the meal or entertainment period.
- The main purpose of the combined business and meal or entertainment was the active conduct of business.



*You do not have to show that business income or another business benefit actually resulted.*

It is not necessary to devote more time to business than to the meal or entertainment. However, if the business discussion is only incidental to the meal or entertainment, it does not qualify as directly related.

**Example.** You are a direct seller of women's cosmetics. A state women's organization is holding its annual convention in a local hotel and you decide to display your products in a hospitality room in the hotel. You also provide entertainment and give out product samples. You can deduct the cost of the hospitality room and entertainment provided.

**Not directly related.** Generally, expenses are not directly related if there is little or no possibility that you will actively conduct business. The following expenses are usually not directly related to the conduct of business.

- Meetings at nightclubs, theaters, or sporting events.
- Meetings at essentially social gatherings, such as cocktail parties.
- Meetings with a group that includes people who are not business associates at a place such as a cocktail lounge, country club, athletic club, or resort.

You may prove that the meal or entertainment is directly related by showing that you did have a substantial business discussion during the meal or entertainment.

When meals and entertainment take place on a hunting or fishing trip, or on a yacht or pleasure boat, the conduct of business is not considered the main reason for the combined business and entertainment unless you show otherwise. Even if you show that business was the main reason, you generally cannot deduct expenses for the use of an entertainment facility. For more information, see *Entertainment facilities* in Publication 463.

**Associated.** You can deduct meal and entertainment expenses that do not meet the directly-related test if both of the following apply.

- The expenses are associated with your direct-selling business.
- The meal or entertainment is directly before or after a substantial business discussion.

A meal or entertainment expense is generally associated with your direct-selling business if you can show that you had a clear business purpose for the expense. The purpose may be to get new business or to encourage the continuation of an existing business relationship.

**Substantial business discussion.** Whether a business discussion is substantial depends on all the facts in each case. You must show that you actively engaged in a discussion, meeting, negotiation, or other business

transaction to get income for your business or other specific business benefit.

The meeting does not have to be for a specified length of time. However, you must show that the business discussion was substantial in relation to the meal or entertainment. It is not necessary to devote more time to business than to the meal or entertainment and you do not have to discuss business during the meal or entertainment.

**Business and nonbusiness guests.** You must divide your entertainment expenses between business and nonbusiness expenses. You can deduct only the business part. For example, if you entertain a group of 11 (including yourself)—three business prospects and seven social guests—you can deduct only four-elevenths of the expense.

**Expenses for spouses.** You generally cannot deduct the cost of entertainment for your spouse or for the spouse of a business customer. However, you can deduct these costs if you can show that you had a clear business purpose, rather than a personal or social purpose, for providing the entertainment.

**Example.** You entertain a business customer. The cost is an ordinary and necessary business expense and is allowed under the entertainment rules. The customer's spouse joins you because it is impractical to entertain the customer without the spouse. You can deduct the cost of entertaining the customer's spouse as an ordinary and necessary business expense. Furthermore, if your spouse joins the party because the customer's spouse is present, the cost of the entertainment for your spouse is also an ordinary and necessary business expense.

**Lavish or extravagant expenses.** You cannot deduct expenses for meals and entertainment to the extent they are lavish or extravagant. An expense is not considered lavish or extravagant if it is reasonable considering the facts and circumstances. Expenses will not be disallowed merely because they are more than a fixed dollar amount or take place at a deluxe restaurant, hotel, nightclub, or resort.

**Your meals.** Generally, you can deduct your business meal expenses while traveling away from home for business (other than amounts which are lavish or extravagant). However, if you entertain a business customer locally and the conditions discussed earlier are met, the cost of your own meal is deductible only to the extent the cost exceeds the amount you would normally have spent for personal purposes.

## Limit

You can usually deduct only 50% of your unreimbursed business-related meal and entertainment expenses. The 50% limit applies, for example, to expenses you incur while traveling away from home on business (whether eating alone or with others), entertaining business customers at your place of business or a restaurant, or attending a business function, convention, or reception. Exceptions to the 50% limit are discussed in Publication 463.

Taxes and tips related to a meal or entertainment activity are included in the amount subject to the 50% limit. Expenses such as

cover charges to a nightclub, rent for a room where you hold a dinner or cocktail party, or the amount paid for parking at a sports arena are subject to the 50% limit. However, the cost of transportation to and from a business meal or entertainment activity that is otherwise allowable is not subject to the 50% limit.

If you pay or have an expense for goods and services consisting of meals, entertainment, and other services (such as lodging or transportation), you must make a reasonable allocation of that expense between the cost of meals and entertainment and the cost of other services. For example, you must make an allocation if a hotel includes one or more meals in its room charge.

Apply the 50% limit after figuring the amount that would otherwise qualify for a deduction. First determine the amount of meal and entertainment expenses that would be deductible under the rules discussed earlier. Then apply the 50% limit to figure the deductible amount.

**Example.** You spend \$100 for a business-related meal. If \$40 of that amount is not allowable because it is lavish and extravagant, the remaining \$60 is subject to the 50% limit. You cannot deduct more than \$30 (50% of \$60).

## Business Gifts

Giving prizes, awards, and gifts may be an ordinary and necessary part of doing business as a direct seller. In each of the three situations illustrated next, you can deduct the cost as a business expense.

**Situation 1.** You do your direct selling on the sales party plan. As an incentive for people to host your parties, you offer them a variety of gifts. The choice of gift depends on the success of the party—the higher the volume of sales, the more valuable the gift.

In this situation, your gift to the host or hostess is actually payment for hosting the party, and the host or hostess should report the fair market value of the gift as income.

You can deduct the cost of the gift. If you give hosts and hostesses items from your inventory or items you purchase from the company along with goods you sell, their cost will be included in the cost of goods sold. You cannot deduct their cost again as a business expense. However, if you purchase the gifts separately from the goods you sell, deduct their cost as an ordinary and necessary business expense.

**Situation 2.** You have several direct sellers working under you. Because your income depends in part on their sales, you regularly meet with them, encourage them, and provide them with incentives and support. As an incentive to make sales, you sometimes offer a prize—such as an evening on the town or tickets to a sports event—to the person who sells the most during the month.

In this situation, the prizes you give are actually payments for the winners' selling efforts. You can deduct the cost of the prizes as ordinary and necessary business expenses. The direct sellers who receive your incentive prizes must report them as income at their fair market value. For more information, see *Other Income*, earlier.

**Situation 3.** You sell cosmetics door-to-door. To spur sales, you often give away small samples.

In this situation, you can deduct the cost of the samples. If you purchase samples separately from the products you sell, you can deduct their cost as an ordinary and necessary business expense.

Do not deduct the cost of the same item twice. If the item was included in inventory, you cannot deduct it as a business expense. The item will already be part of the cost of goods sold.

**Gift limit.** Do not deduct more than \$25 for business gifts to any one person during the year (see the exceptions discussed later). You can deduct only business gifts. Personal gifts are not deductible.

**Figuring the limit.** A gift to the spouse of a person with whom you are doing business is considered a gift to that person. However, if you have independent business connections with both spouses, a gift to one spouse is generally not considered a gift to the other. It will, however, be considered an indirect gift to the other spouse if it is intended for that spouse's eventual use or benefit. These rules also apply to gifts you give to any other family member of a person with whom you have a business connection.

If you and your spouse both give gifts, both of you are treated as one taxpayer. It does not matter whether you have separate businesses or independent connections with the recipient.

**Incidental cost.** Costs that do not add substantial value to a gift, such as engraving on jewelry, packaging, insuring, and mailing, are generally not included in determining the cost of a gift for purposes of the \$25 limit. For example, the cost of gift wrapping is considered an incidental cost. However, the purchase of an ornamental basket for packaging fruit is not considered an incidental cost if the basket's value is substantial in relation to the value of the fruit.

**Exceptions.** The following items are not included in the \$25 limit for business gifts.

- Items that cost \$4 or less, on which your business name is clearly and permanently imprinted, and which are part of a number of identical items you widely distribute. This includes such items as pens, desk sets, and plastic bags and cases.
- Signs, display racks, or other promotional material to be used on the business premises of the recipient.
- Gifts that must be included in the income of the recipient.

**Gift or entertainment.** Any item that might be considered either a gift or entertainment will generally be considered entertainment and not subject to the \$25 limit. However, if you give a customer packaged food or beverages to be used later, they are gifts.

If you provide business associates with tickets to a theater performance or a sporting event and you do not accompany them, you may treat the tickets as either a gift or entertainment, whichever is to your advantage. However, if you go to the event with them, you must treat the cost of the tickets as an entertainment expense.

## Not-for-Profit Limit

If you do not carry on your direct-selling activity to make a profit, there is a limit on the deductions you can take. If the not-for-profit limits apply, you cannot use a loss from direct selling to offset any other income you have.

This limit applies, for example, if you go into direct selling primarily for the business tax deductions you can take. It also applies if you become a direct seller only to allow you and your friends to buy products at reduced rates.

If the not-for-profit limit applies, you must take the deductions allowed on Schedule A (Form 1040). See *Limit on Deductions and Losses under Not-for-Profit Activities* in chapter 1 of Publication 535 for information on how to figure your allowable deductions. Do not use a business tax return, such as Schedule C (Form 1040).

**Not for profit.** In deciding whether your direct selling is carried on for profit, take into account all of the facts about the activity. No one factor alone is decisive. The following are some of the factors to consider.

- Whether you carry on your direct selling in a businesslike manner and maintain complete and accurate books and records.
- Whether the time and effort you put into direct selling indicate that you intend to make it profitable.
- Whether you are depending on income from direct selling for your livelihood.
- Whether your losses are due to circumstances beyond your control (or are normal in the start-up phase of direct selling).
- Whether you change your methods of operation in an attempt to improve profitability.
- Whether you, or your advisors, have the knowledge needed to carry on direct selling as a successful business.
- Whether you were successful in making a profit in similar activities in the past.
- Whether your direct selling makes a profit in some years, and how much profit it makes.
- Whether you can expect to make a future profit from the appreciation of the assets used in your direct-selling business.

If the IRS inquires about your tax return, you may be asked to provide proof that your direct selling activity is carried on for profit. However, your direct selling is presumed carried on for profit if it produced a profit in at least 3 of the last 5 tax years, including the current year, unless the IRS establishes to the contrary.

If you are starting a business and do not have 3 years showing a profit, you may want to take advantage of this presumption later, after you have the 5 years of experience allowed by the test. For more information on postponing any determination that your direct selling is not carried on for profit, see *Using the presumption later under Not-for-Profit Activities* in chapter 1 of Publication 535.

## Recordkeeping



You must keep records to correctly figure your taxes. Your records must be permanent, accurate, complete, and clearly establish your income, deductions, and credits. The law does not require you to keep records in any particular way. But if you have more than one business, you should keep a complete and separate set of books and records for each business.

Publication 583 provides information about setting up a recordkeeping system, the types of books and records included in a typical system for a small business, and sample records.

Publication 463 provides information on the records to keep if you use your car in your business.

The following are suggestions for keeping adequate business records.

- **Keep a business bank account.** Deposit all business receipts in a separate bank account. Make all payments by check, if possible. Then both business income and business expenses will be well documented.
- **Make a record.** Record all your business transactions in separate account books, and keep a monthly summary of your business income and expenses.
- **Support your entries.** File canceled checks, paid bills, duplicate deposit slips, and other items that support entries in your books in an orderly manner and store them in a safe place. For instance, organize them by year and type of expense.  
If you cannot provide a canceled check to prove payment of an expense item, you may be able to prove it with certain financial account statements. These statements must show either a check clearing, a credit card charge, or an electronic funds transfer. If the account statement shows a check clearing, it must indicate the check number, amount, payee's name, and the date the check amount was posted to the account. If the account statement shows a credit card charge, it must indicate the amount charged, payee's name, and the date charged. If the account statement shows an electronic funds transfer, it must indicate the amount transferred, the payee's name, and the date of transfer.
- **Keep your records.** You must keep your business books and records available at all times for inspection by the IRS. You must keep the records as long as they may be needed in the administration of any Internal Revenue law. You should also keep copies of your tax returns to help prepare future returns or file claims for refunds.



*Proof of payment alone does not establish that you are entitled to a tax deduction. You should also keep other documents as discussed in Proving Your Deductions, next.*

## Proving Your Deductions

The IRS may ask you to prove your deductions for business expenses.

### Travel Expenses

For travel expenses, you must be able to prove the following items.

- Each separate amount you spent for travel away from home, such as the cost of your transportation or lodging. A receipt, bill, or other documentary evidence generally is required for all lodging expenses. You can total the daily cost of your breakfast, lunch, dinner, and other incidental travel costs if they are listed in reasonable categories, such as meals, gas and oil, and taxi fares.
- The dates you left and returned home for each trip, and the number of days spent on business while traveling away from home.
- The destination or area of your travel, described by the name of the city or town.
- The business reasons for your travel or the business benefit you gained or expected to gain from it.

### Entertainment Expenses

For entertainment expenses, including entertainment-related meals, you must be able to prove the following.

- 1) The amount of each separate entertainment expense. You may total incidental expenses, such as taxi fares and telephone calls, on a daily basis.
- 2) The date the entertainment took place.
- 3) The name and address or location of the place you went. Include the type of entertainment, such as dinner or the theater, if the information is not clear from the name or designation of the place.
- 4) The occupation or other information about the people for whom you are claiming a meal or entertainment expense. Include their names, titles, or other information sufficient to establish their business relationship to you.
- 5) The business reason for the entertainment or the business benefit you gained or expected to gain from it and the nature of any business discussion or activity that took place.
- 6) The presence of you or your employee at a business meal given for a client.

**Business discussion.** If the entertainment took place before or after a substantial and bona fide business discussion, in addition to the information in (1), (2), (3), (4), and (6) above, you must be able to prove all of the following.

- The date, place, and duration of the business discussion.
- The nature of the business discussion.
- The business reason for the meal or entertainment or the business benefit you gained or expected to gain from entertaining.

- The identification of the people who participated in both the business discussion and the entertainment activity.

**Business relationship.** If you entertain a readily identifiable group of people, you do not have to record the name of each person. It is enough to designate the group. For example, if you entertain all the members of a garden club, an entry such as "members of the Hillcrest Garden Club" is enough.

## Gift Expenses

For gift expenses, you must be able to prove all of the following.

- The cost of the gift.
- The date you gave the gift.
- A description of the gift.
- Your reason for giving the gift or any business benefit you gained (or expected to gain) from giving it.
- The occupation or other information about the person receiving the gift, including name, title, or other information establishing a business relationship to you.

The name of the recipient of a business gift does not always have to be recorded. A general listing will be enough if it is evident that you are not trying to avoid the \$25 annual limit on the amount you can deduct for gifts to any one person. For example, if you buy a large number of tickets to local high school basketball games and give one or two tickets to each of a number of customers, it is usually enough to record a general description of the recipients.

## Records

You should keep the proof you need for your travel, meal, entertainment, and gift expenses in an account book, diary, statement of expense, or similar record. You should also keep adequate documentary evidence that will support each element of an expense.

You do not have to record information in your account book that duplicates information shown on a receipt if your records and receipts complement each other in an orderly manner.

Keep your records up to date. Record your expenses in your account book at or near the time of the expense. Entries made later, when you may not remember them accurately, do not have as much value as entries made at or near the time of the expense.

**Separating expenses.** Usually, each separate payment you make must be recorded as a separate expense. For example, if you entertain someone at dinner and then go to the theater, the dinner expense and the cost of the theater tickets are separate expenses. You must record them separately in your records.

Expenses of a similar nature occurring during the course of a single event will be considered a single expense. For example, if during entertainment at a cocktail lounge you pay separately for each serving of refreshments, treat the total expense for the refreshments as a single expense.

Some items can be totaled in categories. You can make one daily entry for such categories as taxi fares, telephone calls away from home, gas and oil, and other incidental

travel costs. Meals should be a separate category. Include tips with the costs of the services you received.

**Documentary evidence.** A receipt or bill is often the best evidence to prove the amount of an expense. Documentary evidence is needed for all your lodging expenses unless, under an accountable plan, your employer pays you a per diem reimbursement of no more than the government rate in effect at that time and in that area. It is also generally needed for any other expense of \$75 or more.

Documentary evidence will ordinarily be considered adequate if it shows the amount, date, place, and essential character of the expense. For example, a hotel receipt is enough to support expenses for business travel if it has the name and location of the hotel, the dates you stayed there, and separate amounts for charges such as lodging, meals, and telephone. A restaurant receipt is enough to prove an expense for a business meal if it has the name and location of the restaurant, the number of people served, and the date and amount of the expense. If a charge is made for items other than meals and beverages, the receipt must show that this is the case.

**Canceled check.** A canceled check, together with a bill from the payee, usually establishes the cost. However, a canceled check by itself does not prove a business expense without other evidence to show that it was for a business purpose.

**Incomplete records.** If you do not have adequate records to prove an element of an expense, you must prove the element by providing both of the following.

- Your own statement, whether written or oral, containing specific information about the element.
- Other supporting evidence that is sufficient to establish the element.

**Additional proof.** You may have to provide to the IRS additional information to clarify or establish the accuracy or reliability of information contained in your records, statements, testimony, or documentary evidence.

## Sample Filled-In Forms

This section will familiarize you with Schedule C (Form 1040), used to report business income or loss, and Schedule SE (Form 1040), used to figure self-employment tax. The line numbers in bold type follow the line numbers on the form being discussed.

## Schedule C

If you are the sole owner of an unincorporated trade or business, you must report business income and expenses on Schedule C (Form 1040) or Schedule C-EZ (Form 1040). If you own more than one business, or if you and your spouse have separate businesses, you must file a separate Schedule C or Schedule C-EZ for each business.

Samples of Schedule C and Schedule SE for Kathleen Woods are illustrated on the following pages. (Amounts have been rounded to the nearest dollar.)

Kathleen Woods is a secretary for a small firm. She reports her salary of \$15,000 on line 7 of Form 1040.

Kathleen is also a direct seller of household cleaning products manufactured and distributed by Spotless, Inc. She reports the income and expenses of her selling business on Schedule C because she is self-employed.

Kathleen uses the cash method of accounting and files her return on a calendar-year basis. She has no employees and does not keep an inventory of the products she sells. Any products ordered for personal use are not shown in purchases, sales, cost of goods sold, or inventory.

Kathleen's customers select the products they want from a catalog listing retail prices for each item. She places an order with Spotless every 10 days, at which time she also pays for her prior order. She receives the items ordered with an invoice payable within 10 days or, if sooner, with the next order. When she delivers the merchandise, she collects the retail (catalog) price for each item. She can get full credit for any items returned to Spotless within 10 days.

Kathleen's cost for each item is 65% of the retail price. During 1999, she had total retail sales of \$14,600. She paid Spotless \$9,490 for the merchandise she received in 1999. She also received an award of \$200 in January for having over \$20,000 in total sales in 1998.

**Lines 1–3.** Kathleen reports \$14,600 as her gross sales on line 1. On line 2, she would enter any refunds she had to give on merchandise, as well as adjustments made to customers' purchases. Since she has no entry on line 2, she enters \$14,600 on line 3.

**Line 4.** Kathleen uses Part III to figure her cost of goods sold for the year. She has no inventory at the beginning or end of the year. Therefore, she has no entry on line 35 or line 41 of Part III. She purchased \$10,000 worth of household products during 1999 for \$9,490. (She received trade discounts of \$510.) She enters her net cost of \$9,490 (\$10,000 – \$510) on line 36. She also enters this amount on lines 40 and 42 of Part III and on line 4 of Part I.

**Line 5.** Gross profit, \$5,110, is the difference between Kathleen's net receipts of \$14,600 on line 3 and the cost of goods sold of \$9,490 on line 4.

**Line 6.** Kathleen reports the \$200 received as a bonus on line 6. She does not include on Schedule C any income not related to her direct-selling business, such as income from investments or her salary. She reports this income on other lines of Form 1040.

**Line 7.** Kathleen's gross income from direct selling is \$5,310, the sum of her gross profit of \$5,110 on line 5 and the bonus of \$200 on line 6.

**Line 8.** Kathleen gave her customers samples that cost \$48. This amount was not included in the cost of goods sold on line 4.

**Line 10.** Kathleen's actual 1999 business mileage was 2,100 miles (575 miles from January 1 through March 31 and 1,525 miles from April 1 through December 31), and her total 1999 mileage was 6,000 miles. She used her car 35% for business. She uses the

standard mileage rate to figure the deduction of \$660 [(575 × .325) + (1,525 × .31)].

Kathleen must also complete Part IV of Schedule C.

**Line 16b.** \$280 is 35% of the total interest of \$800 paid during the year on Kathleen's car loan.

**Line 18.** Kathleen spent \$260 for various office supplies and postage for her direct-selling business.

**Line 22.** Kathleen paid \$392 in 1999 for order blanks, bags, and miscellaneous selling supplies.

**Line 23.** \$168 is 35% of the personal property tax of \$480 Kathleen paid on her car in 1999.

**Line 24.** Kathleen attended two direct-selling seminars during 1999. Her travel expenses, including lodging, were \$515, which she entered on line 24a. Her meals and entertainment, subject to the 50% limit, were \$200 and were entered on line 24b. The limit of \$100 is shown on line 24c and the net deduction of \$100 is shown on line 24d.

**Line 25.** Kathleen uses her second telephone 100% for business purposes. She paid \$264 for local service on her second phone installed for her business and \$62 for long-distance calls. She enters the total of

\$326 on this line. She has no deduction for other utilities because she does not use any part of her home exclusively for business.

**Line 27.** This line is for other direct-selling expenses not listed separately on the schedule. These other expenses are listed in Part V on page 2. Kathleen paid \$35 to her bank for check printing and account charges for her separate business bank account. She paid \$30 to a local business association and \$38 for a 1-year subscription to a retail sales magazine. She enters these expenses, along with the \$199 she paid for catalogs, in Part V. She totals the expenses, \$302, on line 48 and enters the total on line 27.

**Line 28.** Kathleen adds all her business deductions listed on lines 8 through 27 and enters the total of \$3,051 on this line.

**Line 29.** Kathleen subtracts her total deductions on line 28 from her Schedule C gross income on line 7. Because her gross business income is greater than her total deductions, she has a tentative profit of \$2,259.

**Line 30.** Kathleen did not use any part of her home for business, so she does not make an entry here.

**Line 31.** Kathleen has a net profit of \$2,259 (line 29 – line 30). She enters her net profit here, on line 12 of Form 1040, and on line 2, Section A of Schedule SE (Form 1040).

**Line 32.** Kathleen does not have a loss, so she skips this line. If she had a loss and was not "at risk" for all her investment in the business, she would have to attach Form 6198. See the Schedule C instructions for the meaning of "at risk."

## Short Schedule SE

Kathleen uses Short Schedule SE (Form 1040), because her net earnings from self-employment are more than \$400 and the total of her net earnings plus her wages subject to social security and Medicare taxes (FICA) are not more than \$72,600.

**Line 2.** Kathleen enters \$2,259, the amount from line 31 of Schedule C (Form 1040).

**Line 3.** Kathleen enters the amount from line 2, \$2,259.

**Line 4.** Kathleen multiplies her net profit by .9235 and enters the result, \$2,086.

**Line 5.** Kathleen multiplies \$2,086 (line 4) by .153 and enters \$319 as her self-employment tax. She also enters this amount on line 50 of Form 1040.

**Line 6.** Kathleen enters one-half of the amount from line 5. She also enters this amount on line 27 of Form 1040 as an adjustment to income.

**SCHEDULE C  
(Form 1040)**

**Profit or Loss From Business**

(Sole Proprietorship)

OMB No. 1545-0074

**1999**

Attachment  
Sequence No. **09**

Department of the Treasury  
Internal Revenue Service

▶ Partnerships, joint ventures, etc., must file Form 1065 or Form 1065-B.

▶ Attach to Form 1040 or Form 1041. ▶ See Instructions for Schedule C (Form 1040).

Name of proprietor: Kathleen Woods

Social security number (SSN): 123 : 00 : 6789

A Principal business or profession, including product or service (see page C-1): Sales -- Household Cleaning Products

B Enter code from pages C-8 & 9: ▶ 4 | 5 | 4 | 3 | 9 | 0

C Business name. If no separate business name, leave blank.

D Employer ID number (EIN), if any

E Business address (including suite or room no.) ▶ 1111 Lake Forest Ave., Hometown, VA 22315  
City, town or post office, state, and ZIP code

F Accounting method: (1)  Cash (2)  Accrual (3)  Other (specify) ▶

G Did you "materially participate" in the operation of this business during 1999? If "No," see page C-2 for limit on losses .  Yes  No

H If you started or acquired this business during 1999, check here . . . . . ▶

**Part I Income**

1	Gross receipts or sales. <b>Caution:</b> If this income was reported to you on Form W-2 and the "Statutory employee" box on that form was checked, see page C-2 and check here . . . . . ▶ <input type="checkbox"/>	1	14,600
2	Returns and allowances . . . . .	2	0
3	Subtract line 2 from line 1 . . . . .	3	14,600
4	Cost of goods sold (from line 42 on page 2) . . . . .	4	9,490
5	<b>Gross profit.</b> Subtract line 4 from line 3 . . . . .	5	5,110
6	Other income, including Federal and state gasoline or fuel tax credit or refund (see page C-3) . . . . .	6	200
7	<b>Gross income.</b> Add lines 5 and 6 . . . . . ▶	7	5,310

**Part II Expenses.** Enter expenses for business use of your home **only** on line 30.

8	Advertising . . . . .	8	48	19	Pension and profit-sharing plans	19	
9	Bad debts from sales or services (see page C-3) . . . . .	9		20	Rent or lease (see page C-4):	20	
10	Car and truck expenses (see page C-3) . . . . .	10	660	20a	a Vehicles, machinery, and equipment . . . . .	20a	
11	Commissions and fees . . . . .	11		20b	b Other business property . . . . .	20b	
12	Depletion . . . . .	12		21	Repairs and maintenance . . . . .	21	
13	Depreciation and section 179 expense deduction (not included in Part III) (see page C-3) . . . . .	13		22	Supplies (not included in Part III) . . . . .	22	392
14	Employee benefit programs (other than on line 19) . . . . .	14		23	Taxes and licenses . . . . .	23	168
15	Insurance (other than health) . . . . .	15		24	Travel, meals, and entertainment:	24	
16	Interest:			24a	a Travel . . . . .	24a	515
16a	a Mortgage (paid to banks, etc.) . . . . .	16a			b Meals and entertainment . . . . .		200
16b	b Other . . . . .	16b	280		c Enter nondeductible amount included on line 24b (see page C-5) . . . . .		100
17	Legal and professional services . . . . .	17		24d	d Subtract line 24c from line 24b . . . . .	24d	100
18	Office expense . . . . .	18	260	25	Utilities . . . . .	25	326
28	<b>Total expenses</b> before expenses for business use of home. Add lines 8 through 27 in columns . . . . . ▶	28		26	Wages (less employment credits) . . . . .	26	
29	Tentative profit (loss). Subtract line 28 from line 7 . . . . .	29		27	Other expenses (from line 48 on page 2) . . . . .	27	302
30	Expenses for business use of your home. Attach <b>Form 8829</b> . . . . .	30		28		28	3,051
31	<b>Net profit or (loss).</b> Subtract line 30 from line 29.			29		29	2,259
	• If a profit, enter on <b>Form 1040, line 12</b> , and ALSO on <b>Schedule SE, line 2</b> (statutory employees, see page C-6). Estates and trusts, enter on Form 1041, line 3.			30		30	
	• If a loss, you <b>MUST</b> go on to line 32.			31		31	2,259
32	If you have a loss, check the box that describes your investment in this activity (see page C-6).						
	• If you checked 32a, enter the loss on <b>Form 1040, line 12</b> , and ALSO on <b>Schedule SE, line 2</b> (statutory employees, see page C-6). Estates and trusts, enter on Form 1041, line 3.					32a	<input type="checkbox"/> All investment is at risk.
	• If you checked 32b, you <b>MUST</b> attach <b>Form 6198</b> .					32b	<input type="checkbox"/> Some investment is not at risk.

For Paperwork Reduction Act Notice, see Form 1040 instructions.

Cat. No. 11334P

Schedule C (Form 1040) 1999

Part III Cost of Goods Sold (see page C-6)

33 Method(s) used to value closing inventory: a [X] Cost b [ ] Lower of cost or market c [ ] Other (attach explanation)

34 Was there any change in determining quantities, costs, or valuations between opening and closing inventory? If "Yes," attach explanation [ ] Yes [X] No

Table with 3 columns: Description, Amount, and Total. Rows include inventory at beginning of year, purchases less cost of items withdrawn for personal use (\$10,000 - \$510), cost of labor, materials and supplies, other costs, and total for lines 35-39 (9,490). Line 41 is inventory at end of year. Line 42 is cost of goods sold (9,490).

Part IV Information on Your Vehicle. Complete this part ONLY if you are claiming car or truck expenses on line 10 and are not required to file Form 4562 for this business. See the instructions for line 13 on page C-3 to find out if you must file.

43 When did you place your vehicle in service for business purposes? (month, day, year) 6 / 1 / 98

44 Of the total number of miles you drove your vehicle during 1999, enter the number of miles you used your vehicle for:

a Business 2,100 b Commuting c Other 3,900

45 Do you (or your spouse) have another vehicle available for personal use? [ ] Yes [X] No

46 Was your vehicle available for use during off-duty hours? [X] Yes [ ] No

47a Do you have evidence to support your deduction? [X] Yes [ ] No

b If "Yes," is the evidence written? [X] Yes [ ] No

Part V Other Expenses. List below business expenses not included on lines 8-26 or line 30.

Table with 3 columns: Description, Amount, and Total. Rows include Bank Service Charges (35), Dues (30), Publications (38), Catalogs (199), and Total other expenses (302).



**SCHEDULE SE  
(Form 1040)**

**Self-Employment Tax**

OMB No. 1545-0074

**1999**

Attachment  
Sequence No. **17**

Department of the Treasury  
Internal Revenue Service

▶ See Instructions for Schedule SE (Form 1040).

▶ Attach to Form 1040.

Name of person with self-employment income (as shown on Form 1040)  
Kathleen Woods

Social security number of person  
with self-employment income ▶

123 : 00 : 6789

**Who Must File Schedule SE**

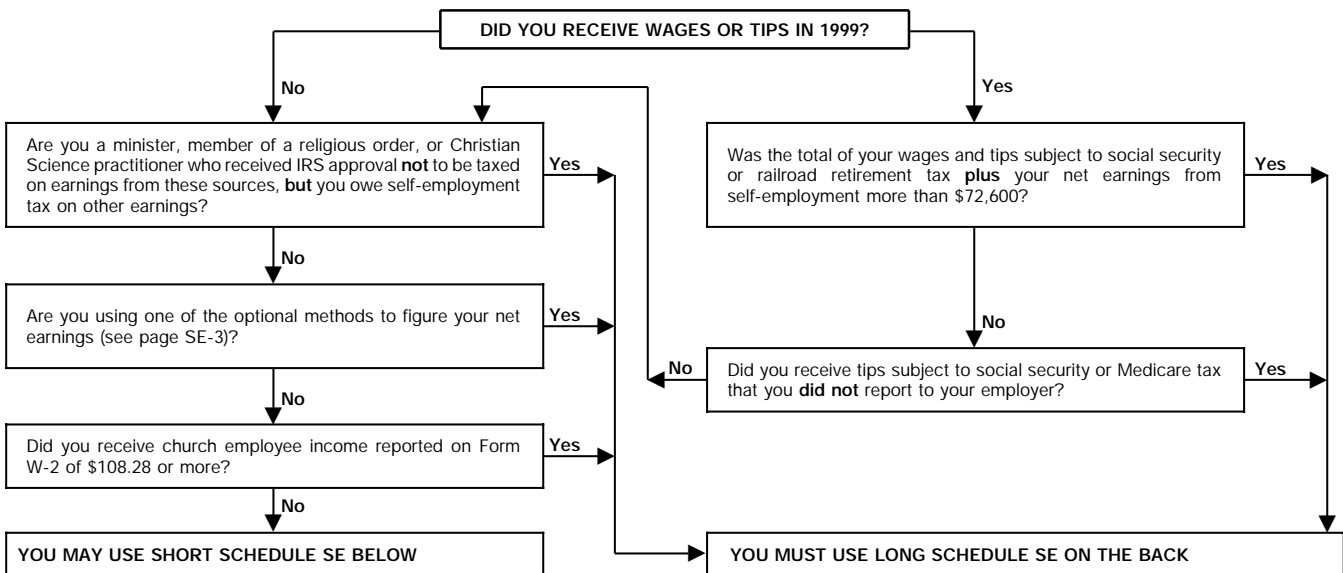
You must file Schedule SE if:

- You had net earnings from self-employment from **other than** church employee income (line 4 of Short Schedule SE or line 4c of Long Schedule SE) of \$400 or more, **OR**
- You had church employee income of \$108.28 or more. Income from services you performed as a minister or a member of a religious order **is not** church employee income. See page SE-1.

**Note:** Even if you had a loss or a small amount of income from self-employment, it may be to your benefit to file Schedule SE and use either "optional method" in Part II of Long Schedule SE. See page SE-3.

**Exception.** If your only self-employment income was from earnings as a minister, member of a religious order, or Christian Science practitioner **and** you filed Form 4361 and received IRS approval not to be taxed on those earnings, **do not** file Schedule SE. Instead, write "Exempt-Form 4361" on Form 1040, line 50.

**May I Use Short Schedule SE or MUST I Use Long Schedule SE?**



**Section A—Short Schedule SE. Caution: Read above to see if you can use Short Schedule SE.**

1	Net farm profit or (loss) from Schedule F, line 36, and farm partnerships, Schedule K-1 (Form 1065), line 15a . . . . .	1	
2	Net profit or (loss) from Schedule C, line 31; Schedule C-EZ, line 3; Schedule K-1 (Form 1065), line 15a (other than farming); and Schedule K-1 (Form 1065-B), box 9. Ministers and members of religious orders, see page SE-1 for amounts to report on this line. See page SE-2 for other income to report . . . . .	2	2,259
3	Combine lines 1 and 2 . . . . .	3	2,259
4	<b>Net earnings from self-employment.</b> Multiply line 3 by 92.35% (.9235). If less than \$400, <b>do not</b> file this schedule; you do not owe self-employment tax . . . . . ▶	4	2,086
5	<b>Self-employment tax.</b> If the amount on line 4 is: <ul style="list-style-type: none"> <li>• \$72,600 or less, multiply line 4 by 15.3% (.153). Enter the result here and on <b>Form 1040, line 50.</b></li> <li>• More than \$72,600, multiply line 4 by 2.9% (.029). Then, add \$9,002.40 to the result. Enter the total here and on <b>Form 1040, line 50.</b></li> </ul>	5	319
6	<b>Deduction for one-half of self-employment tax.</b> Multiply line 5 by 50% (.5). Enter the result here and on <b>Form 1040, line 27</b> . . . . .	6	160

## How To Get More Information

You can order free publications and forms, ask tax questions, and get more information from the IRS in several ways. By selecting the method that is best for you, you will have quick and easy access to tax help.

**Free tax services.** To find out what services are available, see Publication 910, *Guide to Free Tax Services*. It contains a list of free tax publications and an index of tax topics. It also describes other free tax information services, including tax education and assistance programs and a list of TeleTax topics.



**Personal computer.** With your personal computer and modem, you can access the IRS on the Internet at [www.irs.gov](http://www.irs.gov). While visiting our web site, you can select:

- *Frequently Asked Tax Questions* (located under *Taxpayer Help & Ed*) to find answers to questions you may have.
- *Forms & Pubs* to download forms and publications or search for forms and publications by topic or keyword.
- *Fill-in Forms* (located under *Forms & Pubs*) to enter information while the form is displayed and then print the completed form.
- *Tax Info For You* to view Internal Revenue Bulletins published in the last few years.
- *Tax Regs in English* to search regulations and the Internal Revenue Code (under *United States Code (USC)*).
- *Digital Dispatch* and *IRS Local News Net* (both located under *Tax Info For Business*) to receive our electronic newsletters on hot tax issues and news.
- *Small Business Corner* (located under *Tax Info For Business*) to get information on starting and operating a small business.

You can also reach us with your computer using File Transfer Protocol at [ftp.irs.gov](ftp://ftp.irs.gov).



**TaxFax Service.** Using the phone attached to your fax machine, you can receive forms and instructions by calling **703-368-9694**. Follow the directions from the prompts. When you order forms, enter the catalog number for the form you need. The items you request will be faxed to you.



**Phone.** Many services are available by phone.

- *Ordering forms, instructions, and publications.* Call **1-800-829-3676** to order current and prior year forms, instructions, and publications.
- *Asking tax questions.* Call the IRS with your tax questions at **1-800-829-1040**.
- *TTY/TDD equipment.* If you have access to TTY/TDD equipment, call **1-800-829-4059** to ask tax questions or to order forms and publications.
- *TeleTax topics.* Call **1-800-829-4477** to listen to pre-recorded messages covering various tax topics.

**Evaluating the quality of our telephone services.** To ensure that IRS representatives give accurate, courteous, and professional answers, we evaluate the quality of our telephone services in several ways.

- A second IRS representative sometimes monitors live telephone calls. That person only evaluates the IRS assistant and does not keep a record of any taxpayer's name or tax identification number.
- We sometimes record telephone calls to evaluate IRS assistants objectively. We hold these recordings no longer than one week and use them only to measure the quality of assistance.
- We value our customers' opinions. Throughout this year, we will be surveying our customers for their opinions on our service.



**Walk-in.** You can walk in to many post offices, libraries, and IRS offices to pick up certain forms, instructions, and publications. Also, some libraries and IRS offices have:

- An extensive collection of products available to print from a CD-ROM or photocopy from reproducible proofs.
- The Internal Revenue Code, regulations, Internal Revenue Bulletins, and Cumulative Bulletins available for research purposes.



**Mail.** You can send your order for forms, instructions, and publications to the Distribution Center nearest to you and receive a response within 10 work-days after your request is received. Find the address that applies to your part of the country.

- **Western part of U.S.:**  
Western Area Distribution Center  
Rancho Cordova, CA 95743-0001
- **Central part of U.S.:**  
Central Area Distribution Center

P.O. Box 8903  
Bloomington, IL 61702-8903

- **Eastern part of U.S. and foreign addresses:**  
Eastern Area Distribution Center  
P.O. Box 85074  
Richmond, VA 23261-5074



**CD-ROM.** You can order IRS Publication 1796, *Federal Tax Products on CD-ROM*, and obtain:

- Current tax forms, instructions, and publications.
- Prior-year tax forms, instructions, and publications.
- Popular tax forms which may be filled in electronically, printed out for submission, and saved for recordkeeping.
- Internal Revenue Bulletins.

The CD-ROM can be purchased from National Technical Information Service (NTIS) by calling **1-877-233-6767** or on the Internet at [www.irs.gov/cdorders](http://www.irs.gov/cdorders). The first release is available in mid-December and the final release is available in late January.

IRS Publication 3207, *Small Business Resource Guide*, is an interactive CD-ROM that contains information important to small businesses. It is available in mid-February. You can get one free copy by calling **1-800-829-3676**.

**Help with unresolved tax problems.** If you have attempted to deal with an IRS problem unsuccessfully, you should contact your **Taxpayer Advocate**.

The Taxpayer Advocate represents your interests and concerns within the IRS by protecting your rights and resolving problems that have not been fixed through normal channels. While Taxpayer Advocates cannot change the tax law or make a technical tax decision, they can clear up problems that resulted from previous contacts and ensure that your case is given a complete and impartial review.

To contact your Taxpayer Advocate:

- Call the Taxpayer Advocate's toll-free number: **1-877-777-4778**.
- Call the IRS toll-free number: **1-800-829-1040**.
- Call, write, or fax the Taxpayer Advocate office in your area.
- Call **1-800-829-4059** if you are a TTY/TDD user.

For more information, see Publication 1546, *The Taxpayer Advocate Service of the IRS*.

# Index

<b>A</b>		
Accounting methods .....	4	
Accounting periods .....	4	
<b>B</b>		
Business expenses .....	7	
Business income .....	4	
Business not for profit .....	12	
<b>C</b>		
Capital expenses .....	6	
Commission expense .....	8	
Commissions and bonuses .....	5	
Computer .....	8	
Cost of goods sold .....	4	
Cost recovery .....	6	
<b>D</b>		
Demonstrator products .....	6	
Depreciation .....	7	
Direct sellers, defined .....	2	
<b>E</b>		
Employer identification number ...	2	
Entertainment expenses .....	10	
<b>F</b>		
Free tax services .....	18	
<b>G</b>		
Gift expenses .....	11	
Gross profit on sales .....	4	
<b>H</b>		
Help (See More information)		
Home meetings .....	8	
Home, business use of .....	9	
Host or hostess .....	2	
<b>I</b>		
Income from sales .....	4	
Information returns .....	3	
<b>J</b>		
Insurance expense .....	7	
Interest expense .....	7	
Inventory .....	5	
<b>L</b>		
Listed property .....	7	
<b>M</b>		
Meal expenses .....	10	
More information .....	18	
<b>N</b>		
Not-for-profit limit .....	12	
<b>P</b>		
Passenger automobiles .....	7	
Penalties .....	3	
Prizes and awards .....	5	
Professional fees .....	9	
Publications (See More information)		
Purchases .....	5	
<b>R</b>		
Recordkeeping .....	12	
<b>S</b>		
Salaries and wages .....	7	
Section 179 deduction .....	6	
Self-employed .....	2	
<b>T</b>		
Tax help (See More information)		
Tax problems, unresolved .....	18	
Taxes:		
Business .....	2, 7	
Employment .....	3	
Estimated .....	3	
Income .....	2	
Self-employment .....	3	
Taxpayer Advocate .....	18	
Telephone expense .....	8	
Transportation expenses .....	10	
Travel expenses .....	10	
TTY/TDD information .....	18	

## Tax Publications for Business Taxpayers

See *How To Get More Information* for a variety of ways to get publications, including by computer, phone, and mail.

### General Guides

- 1 Your Rights as a Taxpayer
- 17 Your Federal Income Tax (For Individuals)
- 225 Farmer's Tax Guide
- 334 Tax Guide for Small Business
- 509 Tax Calendars for 2000
- 553 Highlights of 1999 Tax Changes
- 595 Tax Highlights for Commercial Fishermen
- 910 Guide to Free Tax Services

### Employer's Guides

- 15 Circular E, Employer's Tax Guide
- 15-A Employer's Supplemental Tax Guide
- 51 Circular A, Agricultural Employer's Tax Guide
- 80 Federal Tax Guide For Employers in the U.S. Virgin Islands, Guam, American Samoa, and the Commonwealth of the Northern Mariana Islands (Circular SS)
- 179 Circular PR Guía Contributiva Federal Para Patronos Puertorriqueños
- 926 Household Employer's Tax Guide

### Specialized Publications

- 378 Fuel Tax Credits and Refunds

- 463 Travel, Entertainment, Gift, and Car Expenses
- 505 Tax Withholding and Estimated Tax
- 510 Excise Taxes for 2000
- 515 Withholding of Tax on Nonresident Aliens and Foreign Corporations
- 517 Social Security and Other Information for Members of the Clergy and Religious Workers
- 527 Residential Rental Property
- 533 Self-Employment Tax
- 534 Depreciating Property Placed in Service Before 1987
- 535 Business Expenses
- 536 Net Operating Losses
- 537 Installment Sales
- 538 Accounting Periods and Methods
- 541 Partnerships
- 542 Corporations
- 544 Sales and Other Dispositions of Assets
- 551 Basis of Assets
- 556 Examination of Returns, Appeal Rights, and Claims for Refund
- 560 Retirement Plans for Small Business (SEP, SIMPLE, and Keogh Plans)
- 561 Determining the Value of Donated Property
- 583 Starting a Business and Keeping Records
- 587 Business Use of Your Home (Including Use by Day-Care Providers)
- 594 Understanding the Collection Process

- 597 Information on the United States-Canada Income Tax Treaty
- 598 Tax on Unrelated Business Income of Exempt Organizations
- 686 Certification for Reduced Tax Rates in Tax Treaty Countries
- 901 U.S. Tax Treaties
- 908 Bankruptcy Tax Guide
- 911 Direct Sellers
- 925 Passive Activity and At-Risk Rules
- 946 How To Depreciate Property
- 947 Practice Before the IRS and Power of Attorney
- 954 Tax Incentives for Empowerment Zones and Other Distressed Communities
- 1544 Reporting Cash Payments of Over \$10,000
- 1546 The Taxpayer Advocate Service of the IRS

### Spanish Language Publications

- 1SP Derechos del Contribuyente
- 579SP Cómo Preparar la Declaración de Impuesto Federal
- 594SP Comprendiendo el Proceso de Cobro
- 850 English-Spanish Glossary of Words and Phrases Used in Publications Issued by the Internal Revenue Service
- 1544SP Informe de Pagos en Efectivo en Exceso de \$10,000 (Recibidos en una Ocupación o Negocio)

## Commonly Used Tax Forms

See *How To Get More Information* for a variety of ways to get forms, including by computer, fax, phone, and mail. Items with an asterisk are available by fax. For these orders only, use the catalog numbers when ordering.

Form Number and Title	Catalog Number	Form Number and Title	Catalog Number
W-2 Wage and Tax Statement	10134	1120S U.S. Income Tax Return for an S Corporation	11510
W-4 Employee's Withholding Allowance Certificate*	10220	Sch D Capital Gains and Losses and Built-In Gains	11516
940 Employer's Annual Federal Unemployment (FUTA) Tax Return*	11234	Sch K-1 Shareholder's Share of Income, Credits, Deductions, etc.	11520
940EZ Employer's Annual Federal Unemployment (FUTA) Tax Return*	10983	2106 Employee Business Expenses*	11700
941 Employer's Quarterly Federal Tax Return	17001	2106-EZ Unreimbursed Employee Business Expenses*	20604
1040 U.S. Individual Income Tax Return*	11320	2210 Underpayment of Estimated Tax by Individuals, Estates, and Trusts*	11744
Sch A & B Itemized Deductions & Interest and Ordinary Dividends*	11330	2441 Child and Dependent Care Expenses*	11862
Sch C Profit or Loss From Business*	11334	2848 Power of Attorney and Declaration of Representative*	11980
Sch C-EZ Net Profit From Business*	14374	3800 General Business Credit	12392
Sch D Capital Gains and Losses*	11338	3903 Moving Expenses*	12490
Sch D-1 Continuation Sheet for Schedule D	10424	4562 Depreciation and Amortization*	12906
Sch E Supplemental Income and Loss*	11344	4797 Sales of Business Property*	13086
Sch F Profit or Loss From Farming*	11346	4868 Application for Automatic Extension of Time To File U.S. Individual Income Tax Return*	13141
Sch H Household Employment Taxes*	12187	5329 Additional Taxes Attributable to IRAs, Other Qualified Retirement Plans, Annuities, Modified Endowment Contracts, and MSAs*	13329
Sch J Farm Income Averaging*	25513	6252 Installment Sale Income*	13601
Sch R Credit for the Elderly or the Disabled*	11359	8283 Noncash Charitable Contributions*	62299
Sch SE Self-Employment Tax*	11358	8300 Report of Cash Payments Over \$10,000 Received in a Trade or Business*	62133
1040-ES Estimated Tax for Individuals*	11340	8582 Passive Activity Loss Limitations*	63704
1040X Amended U.S. Individual Income Tax Return*	11360	8606 Nondeductible IRAs*	63966
1065 U.S. Partnership Return of Income	11390	8822 Change of Address*	12081
Sch D Capital Gains and Losses	11393	8829 Expenses for Business Use of Your Home*	13232
Sch K-1 Partner's Share of Income, Credits, Deductions, etc.	11394		
1120 U.S. Corporation Income Tax Return	11450		
1120-A U.S. Corporation Short-Form Income Tax Return	11456		