



Department of the Treasury

Internal Revenue Service

Your Federal Income Tax

For Individuals


Publication 17

Catalog Number 10311G

For use in preparing

2005

Returns



Get forms and other information faster and easier by:

Internet • www.irs.gov



Department
of the
Treasury

Internal
Revenue
Service

Your Federal Income Tax For Individuals

Contents

What's New for 2005	1	Part Five. Standard Deduction and Itemized Deductions	
What's New for 2006	1	20 Standard Deduction	131
Reminders	2	21 Medical and Dental Expenses	134
Introduction	3	22 Taxes	140
Part One. The Income Tax Return		23 Interest Expense	144
1 Filing Information	4	24 Contributions	151
2 Filing Status	19	25 Nonbusiness Casualty and Theft Losses	160
3 Personal Exemptions and Dependents	24	26 Car Expenses and Other Employee Business Expenses	166
4 Tax Withholding and Estimated Tax	34	27 Tax Benefits for Work-Related Education	184
Part Two. Income		28 Miscellaneous Deductions	189
5 Wages, Salaries, and Other Earnings	42	29 Limit on Itemized Deductions	196
6 Tip Income	50	Part Six. Figuring Your Taxes and Credits	
7 Interest Income	52	30 How To Figure Your Tax	198
8 Dividends and Other Corporate Distributions	60	31 Tax on Investment Income of Certain Minor Children	201
9 Rental Income and Expenses	64	32 Child and Dependent Care Credit	208
10 Retirement Plans, Pensions, and Annuities	70	33 Credit for the Elderly or the Disabled	217
11 Social Security and Equivalent Railroad Retirement Benefits	76	34 Child Tax Credit	221
12 Other Income	80	35 Education Credits	225
Part Three. Gains and Losses		36 Earned Income Credit	232
13 Basis of Property	89	37 Other Credits	246
14 Sale of Property	94	2005 Tax Table	250
15 Selling Your Home	100	2005 Tax Rate Schedules	262
16 Reporting Gains and Losses	105	2005 Tax Computation Worksheet	263
Part Four. Adjustments to Income		Your Rights as a Taxpayer	264
17 Individual Retirement Arrangements (IRAs)	112	How To Get Tax Help	265
18 Alimony	124	Index	266
19 Education-Related Adjustments	127	Order Blank <i>(Inside back cover)</i>	

All material in this publication may be reprinted freely. A citation to Your Federal Income Tax (2005) would be appropriate.

The explanations and examples in this publication reflect the interpretation by the Internal Revenue Service (IRS) of:

- Tax laws enacted by Congress,
- Treasury regulations, and
- Court decisions.

However, the information given does not cover every situation and is not intended to replace the law or change its meaning.

This publication covers some subjects on which a court may have made a decision more favorable to taxpayers than the interpretation by the IRS. Until these differing interpretations are resolved by higher court decisions or in some other way, this publication will continue to present the interpretations by the IRS.

All taxpayers have important rights when working with the IRS. These rights are described in *Your Rights as a Taxpayer* in the back of this publication.

What's New for 2005

This section summarizes important tax changes that took effect in 2005. Most of these changes are discussed in more detail throughout this publication.

Changes are also discussed in Publication 553, Highlights of 2005 Tax Changes.

Katrina Emergency Tax Relief Act of 2005. This Act provides tax relief for persons affected by Hurricane Katrina. The provisions of the Act are explained in Publication 4492.



At the time this publication went to print, Congress was considering legislation that would provide additional tax relief for individuals affected by Hurricanes Katrina, Rita, and Wilma. For more details, and to find out if this legislation was enacted, see Pub. 4492.

Telefile no longer available. You no longer can use Telefile to file your tax return. There are other IRS e-file options you can use. See chapter 1.

Automatic six month extension to file tax return. You can now use Form 4868, Application for Automatic Extension of Time To File U.S. Individual Income Tax Return, to obtain an automatic 6-month extension of time to file your tax return. See chapter 1.

New definition of a qualifying child. A new definition of a "qualifying child" applies for each of the following tax benefits.

- Head of household filing status. See chapter 2.
- Dependency exemption. See chapter 3.
- Child and dependent care credit. See chapter 32.

- Child tax credit. See chapter 34.
- Earned income credit (EIC). See chapter 36.

Standard mileage rates. The standard mileage rate for the cost of operating your car increased to 40.5 cents a mile for all business miles driven before September 1, 2005. For business miles driven after August 31, 2005, the rate increased to 48.5 cents a mile. See chapter 26.

The standard mileage rate allowed for use of your car for medical reasons increased to 15 cents for miles driven before September 1, 2005, and to 22 cents for miles driven after August 31, 2005. See chapter 21.

The standard mileage rate allowed for use of your car for determining moving expenses increased to 15 cents for miles driven before September 1, 2005, and to 22 cents for miles driven after August 31, 2005. See Publication 521.

Retirement savings plans. The following paragraphs highlight changes that affect individual retirement arrangements (IRAs) and pension plans.

Traditional IRA income limits. If you have a traditional IRA and are covered by a retirement plan at work, the amount of income you can have and not be affected by the deduction phaseout increases. The amounts vary depending on filing status. See chapter 17.

Limit on elective deferrals. The maximum amount of elective deferrals under a salary reduction agreement that could be contributed to a qualified plan increased to \$14,000 (\$18,000 if you were age 50 or older). However, for SIMPLE plans, the amount increased to

\$10,000 (\$12,000 if you were age 50 or older).

IRA deduction expanded. The amount you, and your spouse if filing jointly, may be able to deduct as an IRA contribution will increase to \$4,000 (\$4,500 if age 50 or older at the end of 2005). See chapter 17.

Contributions. If you donate a car, boat, or airplane or a patent or other intellectual property to a qualified organization, your deduction may be limited. See chapter 24.

Domestic production activities deduction. There is a new deduction for domestic production activities. This deduction can be passed to you from a business. For more information, see Form 8903.

Disaster mitigation payments. You may be able to exclude from income grants you use to mitigate (reduce the severity of) potential damage from future natural disasters that is paid to you through state and local governments. If you reported income from qualified disaster mitigation payments in previous years, you may be able to file a claim for refund. See chapter 12.

Certain amounts increased. Some tax items that are indexed for inflation increased for 2005.

Earned income credit (EIC). The maximum amount of income you can earn and still get EIC increased. The amount depends on your filing status and number of children. The maximum amount of investment income you can have and still be eligible for the credit has increased to \$2,700. See chapter 36.

Standard deduction. The standard deduction for taxpayers who do not itemize deductions on Schedule A (Form 1040) has increased. The amount depends on your filing status. See chapter 20.

Exemption amount. You are allowed a \$3,200 deduction for each exemption to which you are entitled. However, your exemption amount could be phased out if you have high income. See chapter 3.

Limit on itemized deduction. Some of your itemized deductions may be limited if your adjusted gross income is more than \$145,950 (\$72,975 if you are married filing separately). See chapter 29.

Tax benefits for adoption. The adoption credit and the maximum exclusion from income of benefits under an employer's adoption assistance program are increased to \$10,630. See *Adoption Credit* in chapter 37.

Hope or lifetime learning credit income limits increased. The amount of income you can have and still receive a Hope or lifetime learning credit has increased. See chapter 37.

Social security and Medicare taxes. The maximum wages subject to social security tax (6.2%) increased to \$90,000. All wages are subject to Medicare tax (1.45%).

Mailing your return. If you are filing a paper return, you may be mailing your return to a different address because the IRS has changed the filing location for several areas. If you received an envelope with your tax package, please use it. Otherwise, see *Where to File* near the end of this publication for a list of IRS addresses.

What's New for 2006

This section summarizes the important changes that take effect in 2006 that could affect your estimated tax payments for 2006. More information on these and other changes can be found in Publication 553.

Energy credits. You may be able to claim a new tax credit for the purchase of qualified energy efficiency improvements to your existing home. You may be able to claim a tax credit for the purchase of residential solar water heating, photovoltaic equipment, or fuel cell property.

Retirement savings plans. The following paragraphs highlight

changes that affect individual retirement arrangements (IRAs) and pension plans.

Traditional IRA income limits. If you have a traditional IRA, are covered by a retirement plan at work, and are married filing jointly or a qualifying widow(er), the amount of income you can have and not be affected by the deduction phaseout increases. The amounts for other filing statuses are not changed.

Limit on elective deferrals. The maximum amount of elective deferrals under a salary reduction agreement that can be contributed to a qualified plan increases to \$15,000 (\$20,000 if you are age 50 or older). However, for SIMPLE

plans, the amount is \$10,000 (\$12,500 if you are age 50 or older).

IRA catch-up contribution. The catch-up contribution for persons age 50 or older at the end of 2006 is increased to \$1,000. The maximum contribution for such person is \$5,000.

Alternative minimum tax (AMT). The AMT exemption amount will decrease. The amount depends on your filing status.

Phaseouts reduced.

Personal exemptions. The phaseout of the limitation on personal exemptions will be reduced by 1/3.

Itemized deductions. The phaseout of the limitation on itemized deductions will be reduced by 1/3.

Alternative technology vehicles. You may be able to take a credit if you place an alternative technology vehicle in service during the year. See chapter 37. You no longer can take a deduction for clean-fuel vehicles.

Reminders

Listed below are important reminders and other items that may help you file your 2005 tax return. Many of these items are explained in more detail later in this publication.

Write in your social security number. To protect your privacy, social security numbers (SSNs) are not printed on the peel-off label that comes in the mail with your tax instruction booklet. This means you must enter your SSN in the space provided on your tax form. If you filed a joint return for 2004 and are filing a joint return for 2005 with the same spouse, enter your names and SSNs in the same order as on your 2004 return. See chapter 1.

Victim of identity theft. If you believe someone has assumed your identity to file federal income tax returns, or to commit other tax fraud, call 1-800-829-0433. Victims of identity theft who are having trouble filing their returns should call the IRS Taxpayer Advocates Office at 1-877-777-4778. You should also know that the IRS does not initiate communication with taxpayers through email. If you do receive this type of request, it may be an attempt by identity thieves to get your private tax information.

Taxpayer identification numbers. You must provide the taxpayer identification number for each person for whom you claim certain tax benefits. This applies even if the person was born in 2005. Generally, this number is the person's social security number (SSN). See chapter 1.

Foreign source income. If you are a U.S. citizen with income from sources outside the United States (foreign income), you must report all such income on your tax return unless it is exempt by U.S. law. This is true whether you reside inside or outside the United States and whether or not you receive a Form W-2 or 1099 from the foreign payer. This applies to earned income (such as wages and tips) as well as unearned income (such as interest, dividends, capital gains, pensions, rents and royalties).

If you reside outside the United States, you may be able to exclude part or all of your foreign source earned income. For details, see Publication 54, Tax Guide for U.S. Citizens and Resident Aliens Abroad.

Earned income credit. You can choose to include combat pay in your earned income for purposes of computing this credit. If you are married, each of you can make this election separately.

Form 8836. If you received Form 8836, Qualifying Children Residency Statement, you have been selected to participate in the EIC certification program. See chapter 36.

Advance earned income credit. If a qualifying child lives with you and you expect to qualify for the earned income credit in 2006, you may be able to get part of the credit paid to you in advance throughout the year (by your employer) instead of waiting until you file your tax return. See chapter 36.

Sales tax deduction. You can choose to deduct state and local general sales taxes instead of state and local income taxes as an itemized deduction on Form 1040, Schedule A. See chapter 22.

Tax Computation Worksheet. If your taxable income is \$100,000 or more, figure your tax using the Tax Computation Worksheet. The Tax Computation Worksheet is found near the end of this publication immediately following the Tax Rate Schedules. (The Tax Rate Schedules are shown so you can see the tax rate that applies to all levels of taxable income. Do not use the Tax Rate Schedules to figure your tax.)

Joint return responsibility. Generally, both spouses are responsible for the tax and any interest or penalties on a joint tax return. In some cases, one spouse may be relieved of that responsibility for items of the other spouse that were incorrectly reported on the joint return. See chapter 2.

Include your phone number on your return. To promptly resolve any questions we have in processing your tax return, we would like to be able to call you. Please enter your daytime telephone number on your tax form next to your signature.

Third party designee. You can check the "Yes" box in the "Third Party Designee" area of your return to authorize the IRS to discuss your return with a friend, family member, or any other person you choose. This allows the IRS to call the person you identified as your designee to answer any questions that may arise during the processing of your return. It also allows your designee to perform certain actions. See chapter 1.

Payment of taxes. Make your check or money order payable to "United States Treasury." You can pay your taxes by credit card, using the Electronic Federal Tax Payment System (EFTPS), or, if you file electronically, by electronic funds withdrawal. See chapter 1.

Faster ways to file your return. The IRS offers fast, accurate ways to file your tax return information without filing a paper tax return. You can use IRS *e-file* (electronic filing). See chapter 1.

Free electronic filing. You may be able to file your 2005 taxes online for free thanks to an electronic filing agreement. See chapter 1.

Change of address. If you change your address, you should notify the IRS. See *Change of Address*, under *What Happens After I File*, in chapter 1.

Private delivery services. You may be able to use a designated private delivery service to mail your tax returns and payments. See chapter 1.

Refund on a late filed return. If you were due a refund but you did not file a return, you generally must file your return within 3 years from the date the return was due (includ-

ing extensions) to get that refund. See chapter 1.

Privacy Act and paperwork reduction information. The IRS Restructuring and Reform Act of 1998, the Privacy Act of 1974, and the Paperwork Reduction Act of 1980 require that when we ask you for information we must first tell you what our legal right is to ask for the information, why we are asking for it, how it will be used, what could happen if we do not receive it, and whether your response is voluntary, required to obtain a benefit, or mandatory under the law. A complete statement on this subject can be found in your tax form instruction booklet.

Customer service for taxpayers expanded. The Internal Revenue Service has expanded customer service for taxpayers. Through the agency's Everyday Tax Solutions service, you can set up a personal appointment at the most convenient Taxpayer Assistance Center, on the most convenient business day. See *How To Get Tax Help* in the back of this publication.

Treasury Inspector General for Tax Administration. If you want to confidentially report misconduct, waste, fraud, or abuse by an IRS employee, you can call 1-800-366-4484 (1-800-877- 8339 for TTY/TDD users). You can remain anonymous.

Photographs of missing children. The Internal Revenue Service is a proud partner with the National Center for Missing and Exploited Children. Photographs of missing children selected by the Center may appear in this publication on pages that would otherwise be blank. You can help bring these children home by looking at the photographs and calling 1 - 8 0 0 - T H E - L O S T (1-800-843-5678) if you recognize a child.

Introduction

This publication covers the general rules for filing a federal income tax return. It supplements the information contained in your tax form instruction booklet. It explains the tax law to make sure you pay only the tax you owe and no more.

How this publication is arranged. This publication closely follows Form 1040, U.S. Individual Income Tax Return. It is divided into six parts which cover different sections of Form 1040. Each part is further divided into chapters which generally discuss one line of the form. Do not worry if you file Form 1040A or Form 1040EZ. Anything included on a line of either of these forms is also included on Form 1040.

The table of contents inside the front cover and the index in the back of the publication are useful tools to help you find the information you need.

What is in this publication. The publication begins with the rules for filing a tax return. It explains:

1. Who must file a return,
2. Which tax form to use,
3. When the return is due,
4. How to *e-file* your return, and
5. Other general information.

It will help you identify which filing status you qualify for, whether you can claim any dependents, and whether the income you receive is taxable. The publication goes on to explain the standard deduction, the kinds of expenses you may be able to deduct, and the various kinds of credits you may be able to take to reduce your tax.

Throughout the publication are examples showing how the tax law applies in typical situations. Sample forms and schedules show you how to report certain items on your return. Also throughout the publication are flowcharts and tables that present tax information in an easy-to-understand manner.

Many of the subjects discussed in this publication are discussed in greater detail in other IRS publications. References to those other publications are provided for your information.

Icons. Small graphic symbols, or icons, are used to draw your attention to special information. See Table 1, Legend of Icons, below, for an explanation of each icon used in this publication.

What is not covered in this publication. Some material that you may find helpful is not included in this publication but can be found in your tax form instruction booklet. This includes lists of:

- Where to report certain items shown on information documents, and

- Recorded tax information topics (TeleTax).

If you operate your own business or have other self-employment income, such as from babysitting or selling crafts, see the following publications for more information.

- Publication 334, Tax Guide for Small Business (For Individuals Who Use Schedule C or C-EZ).
- Publication 535, Business Expenses.
- Publication 587, Business Use of Your Home (Including Use by Daycare Providers).

Help from the IRS. There are many ways you can get help from the IRS. These are explained under *How To Get Tax Help* in the back of this publication.

Comments and suggestions. We welcome your comments about this publication and your suggestions for future editions.

You can write to us at the following address:

Internal Revenue Service
Individual Forms and Publications Branch
SE:W:CAR:MP:T:I
1111 Constitution Ave. NW
IR-6406
Washington, DC 20224

We respond to many letters by telephone. Therefore, it would be helpful if you would include your daytime phone number, including the area code, in your correspondence.

You can email us at *taxforms@irs.gov. (The asterisk must be included in the address.) Please put "Publications Comment" on the subject line. Although we cannot respond individually to each email, we do appreciate your feedback and will consider your comments as we revise our tax products.

Tax questions. If you have a tax question, visit www.irs.gov or call 1-800-829-1040. We cannot answer tax questions at either of the addresses listed above.

Ordering forms and publications. Visit www.irs.gov/formspubs to download forms and publications, call 1-800-829-3676, or write to the National Distribution Center at the address shown under *How To Get Tax Help* in the back of this publication.

IRS mission. Provide America's taxpayers top quality service by helping them understand and meet their tax responsibilities and by applying the tax law with integrity and fairness to all.

Table 1. Legend of Icons

Icon	Explanation
	Items that may cause you particular problems, or an alert about pending legislation that may be enacted after this publication goes to print.
	An Internet site or an email address.
	An address you may need.
	Items you should keep in your personal records.
	Items you may need to figure or a worksheet you may need to complete.
	An important phone number.
	Helpful information you may need.

Part One.

The Income Tax Return

The four chapters in this part provide basic information on the tax system. They take you through the first steps of filling out a tax return— such as deciding what your filing status is, how many exemptions you can take, and what form to file. They also discuss recordkeeping requirements, IRS e-file (electronic filing), certain penalties, and the two methods used to pay tax during the year: withholding and estimated tax.

1.

Filing Information

What's New

Who must file. Generally, the amount of income you can receive before you must file a return has been increased. See Table 1-1, Table 1-2, and Table 1-3 for the specific amounts.

Telefile no longer available. You can no longer use Telefile to file your tax return. There are other IRS e-file options that you can use.

Automatic 6-month extension. You can now use Form 4868, Application for Automatic Extension of Time To File U.S. Individual Income Tax Return, to obtain an automatic 6-month extension to file your tax return.

Mailing your return. You may be mailing your return to a different address this year because the IRS has changed the filing location for several areas. If you received an envelope with your tax package, please use it. Otherwise, see *Where Do I File*, later in this chapter.

Reminders

Alternative filing methods. Rather than filing a return on paper, you may be able to file electronically using IRS e-file. Create your own personal identification number (PIN) and file a completely paperless tax return. For more information, see *Does My Return Have To Be on Paper*, later.

Change of address. If you change your address, you should notify the IRS. See *Change of Address*, later, under *What Happens After I File*. If you were affected by Hurricane Katrina or Rita, you may be able to verbally change your address.

Enter your social security number. You must enter your social security number (SSN) in the spaces provided on your tax return. If you file a joint return, enter the SSNs in the same order as the names.

Direct deposit of refund. Instead of getting a paper check, you may be able to have your refund deposited directly into your account at a bank or other financial institution. See *Direct Deposit* under *Refunds*, later.

Alternative payment methods. If you owe additional tax, you may be able to pay electronically. See *How To Pay*, later.

Installment agreement. If you cannot pay the full amount due with your return, you may ask to make monthly installment payments. See *Installment Agreement*, later, under *Amount You Owe*.

Service in combat zone. You are allowed extra time to take care of your tax matters if you are a member of the Armed Forces who served in a combat zone, or if you served in the combat zone in support of the Armed Forces. See *Individuals Serving in Combat Zone*, later, under *When Do I Have To File*.

Adoption taxpayer identification number. If a child has been placed in your home for purposes of legal adoption and you will not be able to get a social security number for the child in time to file your return, you may be able to get an adoption taxpayer identification number (ATIN). For more information, see *Social Security Number*, later.

Taxpayer identification number for aliens. If you or your dependent is a nonresident or resident alien who does not have and is not eligible to get a social security number, file Form W-7, Application for IRS Individual Taxpayer Identification Number, with the IRS. For more information, see *Social Security Number*, later.

Introduction

This chapter discusses:

- Whether you have to file a return,
- Which form to use,
- How to file electronically,
- When, how, and where to file your return,
- What happens if you pay too little or too much tax,
- What records you should keep and how long you should keep them, and
- How you can change a return you have already filed.

Table 1-1. 2005 Filing Requirements for Most Taxpayers

IF your filing status is...	AND at the end of 2005 you were...*	THEN file a return if your gross income was at least...**
single	under 65	\$ 8,200
	65 or older	\$ 9,450
married filing jointly***	under 65 (both spouses)	\$16,400
	65 or older (one spouse)	\$17,400
	65 or older (both spouses)	\$18,400
married filing separately	any age	\$ 3,200
head of household	under 65	\$10,500
	65 or older	\$11,750
qualifying widow(er) with dependent child	under 65	\$13,200
	65 or older	\$14,200

* If you were born on January 1, 1941, you are considered to be age 65 at the end of 2005.

** Gross income means all income you received in the form of money, goods, property, and services that is not exempt from tax, including any income from sources outside the United States (even if you may exclude part or all of it). **Do not** include social security benefits unless you are married filing a separate return and you lived with your spouse at any time during 2005.

*** If you did not live with your spouse at the end of 2005 (or on the date your spouse died) and your gross income was at least \$3,200, you must file a return regardless of your age.

Table 1-2. 2005 Filing Requirements for Dependents

See chapter 3 to find out if someone can claim you as a dependent.

<p>If your parents (or someone else) can claim you as a dependent, and any of the situations below apply to you, you must file a return. (See Table 1-3 for other situations when you must file.)</p> <p>In this table, earned income includes salaries, wages, tips, and professional fees. It also includes taxable scholarship and fellowship grants. (See <i>Scholarships and fellowships</i> in chapter 12.) Unearned income includes investment-type income such as taxable interest, ordinary dividends, and capital gain distributions. It also includes unemployment compensation, taxable social security benefits, pensions, annuities, and distributions of unearned income from a trust. Gross income is the total of your earned and unearned income.</p>	
<p>Single dependents—Were you either age 65 or older or blind?</p> <p><input type="checkbox"/> No. You must file a return if any of the following apply.</p> <ul style="list-style-type: none"> • Your unearned income was more than \$800. • Your earned income was more than \$5,000. • Your gross income was more than the larger of: <ul style="list-style-type: none"> • \$800, or • Your earned income (up to \$4,750) plus \$250. <p><input type="checkbox"/> Yes. You must file a return if any of the following apply.</p> <ul style="list-style-type: none"> • Your unearned income was more than \$2,050 (\$3,300 if 65 or older and blind). • Your earned income was more than \$6,250 (\$7,500 if 65 or older and blind). • Your gross income was more than \$1,250 (\$2,500 if 65 or older and blind) plus the larger of: <ul style="list-style-type: none"> • \$800, or • Your earned income (up to \$4,750) plus \$250. 	
<p>Married dependents—Were you either age 65 or older or blind?</p> <p><input type="checkbox"/> No. You must file a return if any of the following apply.</p> <ul style="list-style-type: none"> • Your unearned income was more than \$800. • Your earned income was more than \$5,000. • Your gross income was at least \$5 and your spouse files a separate return and itemizes deductions. • Your gross income was more than the larger of: <ul style="list-style-type: none"> • \$800, or • Your earned income (up to \$4,750) plus \$250. <p><input type="checkbox"/> Yes. You must file a return if any of the following apply.</p> <ul style="list-style-type: none"> • Your unearned income was more than \$1,800 (\$2,800 if 65 or older and blind). • Your earned income was more than \$6,000 (\$7,000 if 65 or older and blind). • Your gross income was at least \$5 and your spouse files a separate return and itemizes deductions. • Your gross income was more than \$1,000 (\$2,000 if 65 or older and blind) plus the larger of: <ul style="list-style-type: none"> • \$800, or • Your earned income (up to \$4,750) plus \$250. 	

To find out whether you must file, see Table 1-1, Table 1-2, and Table 1-3. Even if no table shows that you must file, you may need to file to get money back. (See *Who Should File*, later.)

Gross income. This includes all income you receive in the form of money, goods, property, and services that is not exempt from tax. It also includes income from sources outside the United States (even if you may exclude all or part of it). Common types of income are discussed in *Part Two* of this publication.

Community income. If you are married and your permanent home is in a community property state, half of any income described by state law as community income may be considered yours. This affects your federal taxes, including whether you must file if you do not file a joint return with your spouse. See Publication 555, *Community Property*, for more information.

Self-employed individuals. If you are self-employed, your gross income includes the amount on line 7 of Schedule C (Form 1040), Profit or Loss From Business, line 1 of Schedule C-EZ, (Form 1040), Net Profit From Business, and line 11 of Schedule F (Form 1040), Profit or Loss From Farming. See *Self-Employed Persons*, later, for more information about your filing requirements.



If you do not report all of your self-employment income, your social security benefits may be lower when you retire.

Filing status. Your filing status depends on whether you are single or married and on your family situation. Your filing status is determined on the last day of your tax year, which is December 31 for most taxpayers. See chapter 2 for an explanation of each filing status.

Age. If you are 65 or older at the end of the year, you generally can have a higher amount of gross income than other taxpayers before you must file. See Table 1-1. You are considered 65 on the day before your 65th birthday. For example, if your 65th birthday is on January 1, 2006, you are considered 65 for 2005.

Do I Have To File a Return?

You must file a federal income tax return if you are a citizen or resident of the United States or a resident of Puerto Rico and you meet the filing requirements for any of the following categories that apply to you.

1. Individuals in general. (There are special rules for surviving spouses, executors, administrators, legal representatives, U.S. citizens and residents living outside the United States, residents of Puerto Rico, and individuals with income from U.S. possessions.)
2. Dependents.
3. Children under age 14.
4. Self-employed persons.
5. Aliens.

The filing requirements for each category are explained in this chapter.

The filing requirements apply even if you do not owe tax.



Even if you do not have to file a return, it may be to your advantage to do so. See Who Should File, later.



File only one federal income tax return for the year regardless of how many jobs you had, how many Forms W-2 you received, or how many states you lived in during the year.

Individuals—In General

If you are a U.S. citizen or resident, whether you must file a return depends on three factors:

1. Your gross income,
2. Your filing status, and
3. Your age.

Surviving Spouses, Executors, Administrators, and Legal Representatives

You must file a final return for a decedent (a person who died) if both of the following are true.

- You are the surviving spouse, executor, administrator, or legal representative.
- The decedent met the filing requirements at the date of death.

For more information on rules for filing a decedent's final return, see Publication 559, *Survivors, Executors, and Administrators*.

U.S. Citizens and Residents Living Outside the United States

If you are a U.S. citizen or resident living outside the United States, you must file a return if you meet the filing requirements. For information on special tax rules that may apply to you, get

Publication 54, Tax Guide for U.S. Citizens and Resident Aliens Abroad. It is available at most U.S. embassies and consulates. Also see *How To Get Tax Help* in the back of this publication.

Residents of Puerto Rico

Generally, if you are a U.S. citizen and a resident of Puerto Rico, you must file a U.S. income tax return if you meet the filing requirements. This is in addition to any legal requirement you may have to file an income tax return for Puerto Rico.

If you are a resident of Puerto Rico for the entire year, gross income does not include income from sources within Puerto Rico, except for amounts received as an employee of the United States or a U.S. agency. If you receive income from Puerto Rican sources that is not subject to U.S. tax, you must reduce your standard deduction. As a result, the amount of income you must have before you are required to file a U.S. income tax return is lower than the applicable amount in Table 1-1 or Table 1-2. For more information, see Publication 570, Tax Guide for Individuals With Income From U.S. Possessions.

Individuals With Income From U.S. Possessions

If you had income from Guam, the Commonwealth of the Northern Mariana Islands, American Samoa, or the Virgin Islands, special rules may apply when determining whether you must file a U.S. federal income tax return. In addition, you may have to file a return with the individual island government. See Publication 570 for more information.

Dependents

If you are a dependent (one who meets the dependency tests in chapter 3), see Table 1-2 to find whether you must file a return. You also must file if your situation is described in Table 1-3.

Responsibility of parent. Generally, a child is responsible for filing his or her own tax return and for paying any tax on the return. But if a dependent child who must file an income tax return cannot file it for any reason, such as age, then a parent, guardian, or other legally responsible person must file it for the child. If the child cannot sign the return, the parent or guardian must sign the child's name followed by the words "By (your signature), parent for minor child."

Child's earnings. Amounts a child earns by performing services are his or her gross income. This is true even if under local law the child's parents have the right to the earnings and may actually have received them. If the child does not pay the tax due on this income, the parent is liable for the tax.

Children Under Age 14

If a child's only income is interest and dividends (including capital gain distributions and Alaska Permanent Fund dividends) and certain other

conditions are met, a parent can elect to include the child's income on the parent's return. If this election is made, the child does not have to file a return. See *Parent's Election To Report Child's Interest and Dividends* in chapter 31.

Self-Employed Persons

You are self-employed if you:

- Carry on a trade or business as a sole proprietor,
- Are an independent contractor,
- Are a member of a partnership, or
- Are in business for yourself in any other way.

Self-employment can include work in addition to your regular full-time business activities, such as certain part-time work you do at home or in addition to your regular job.

You must file a return if your gross income is at least as much as the filing requirement amount for your filing status and age (shown in Table 1-1). Also, you must file Form 1040 and Schedule SE (Form 1040), Self-Employment Tax, if:

1. Your net earnings from self-employment (excluding church employee income) were \$400 or more, or
2. You had church employee income of \$108.28 or more. (See Table 1-3.)

Use Schedule SE (Form 1040) to figure your self-employment tax. Self-employment tax is comparable to the social security and Medicare tax withheld from an employee's wages. For more information about this tax, get Publication 334, Tax Guide for Small Business.

Employees of foreign governments or international organizations. If you are a U.S. citizen who works in the United States for an international organization, a foreign government, or a wholly owned instrumentality of a foreign government, and your employer is not required to withhold social security and Medicare taxes from your wages, you must include your earnings from services performed in the United States when figuring your net earnings from self-employment.

Ministers. You must include income from services you performed as a minister when figuring your net earnings from self-employment, unless you have an exemption from self-employment tax. This also applies to Christian Science practitioners and members of a religious order who have not taken a vow of poverty. For more information, get Publication 517, Social Security and Other Information for Members of the Clergy and Religious Workers.

Aliens

Your status as an alien—resident, nonresident, or dual-status—determines whether and how you must file an income tax return.

The rules used to determine your alien status are discussed in Publication 519, U.S. Tax Guide for Aliens.

Resident alien. If you are a resident alien for the entire year, you must file a tax return follow-

ing the same rules that apply to U.S. citizens. Use the forms discussed in this publication.

Nonresident alien. If you are a nonresident alien, the rules and tax forms that apply to you are different from those that apply to U.S. citizens and resident aliens. See Publication 519 to find out if U.S. income tax laws apply to you and which forms you should file.

Dual-status taxpayer. If you are a resident alien for part of the tax year and a nonresident alien for the rest of the year, you are a dual-status taxpayer. Different rules apply for each part of the year. For information on dual-status taxpayers, see Publication 519.

Who Should File

Even if you do not have to file, you should file a federal income tax return to get money back if any of the following conditions apply.

1. You had federal income tax withheld from your pay.
2. You qualify for the earned income credit. See chapter 36 for more information.
3. You qualify for the additional child tax credit. See chapter 34 for more information.
4. You qualify for the health coverage tax credit. See chapter 37 for more information.

Which Form Should I Use?

You must use one of three forms to file your return: Form 1040EZ, Form 1040A, or Form 1040. (But also see *Does My Return Have To Be on Paper*, later.)

Form 1040EZ

Form 1040EZ is the simplest form to use.

You can use Form 1040EZ if all of the following apply.

1. Your filing status is single or married filing jointly. If you were a nonresident alien at any time in 2005, your filing status must be married filing jointly.
2. You (and your spouse if married filing a joint return) were under age 65 and not blind at the end of 2005. If you were born on January 1, 1941, you are considered to be age 65 at the end of 2005.
3. You do not claim any dependents.
4. Your taxable income is less than \$100,000.
5. Your income is only from wages, salaries, tips, unemployment compensation, Alaska Permanent Fund dividends, taxable scholarship and fellowship grants, and taxable interest of \$1,500 or less.
6. You did not receive any advance earned income credit (EIC) payments.

Table 1-3. Other Situations When You Must File a 2005 Return

If any of the four conditions listed below apply, you must file a return, even if your income is less than the amount shown in Table 1-1 or Table 1-2.

1. You owe any special taxes, such as:
 - Social security or Medicare tax on tips you did not report to your employer. (See chapter 6.)
 - Uncollected social security, Medicare, or railroad retirement tax on tips you reported to your employer. (See chapter 6.)
 - Uncollected social security, Medicare, or railroad retirement tax on your group-term life insurance. This amount should be shown in box 12 of your Form W-2.
 - Alternative minimum tax. (See chapter 30.)
 - Additional tax on a qualified retirement plan, including an individual retirement arrangement (IRA). (See chapter 17.)
 - Additional tax on an Archer MSA or health savings account. (See Publication 969, Health Savings Accounts and Other Tax-Favored Health Plans.)
 - Additional tax on a Coverdell ESA or qualified tuition program. (See Publication 970, Tax Benefits for Education.)
 - Recapture of an investment credit or a low-income housing credit. (See the instructions for Form 4255, Recapture of Investment Credit, or Form 8611, Recapture of Low-Income Housing Credit.)
 - Recapture tax on the disposition of a home purchased with a federally-subsidized mortgage. (See chapter 15.)
 - Recapture of the qualified electric vehicle credit. (See chapter 37.)
 - Recapture of an education credit. (See chapter 35.)
 - Recapture of the Indian employment credit. (See the instructions for Form 8845, Indian Employment Credit.)
 - Recapture of the new markets credit. (See Form 8874, New Markets Credit.)
2. You received any advance earned income credit (EIC) payments from your employer. This amount should be shown in box 9 of your Form W-2. (See chapter 36.)
3. You had net earnings from self-employment of at least \$400. (See *Self-Employed Persons* earlier in this chapter.)
4. You had wages of \$108.28 or more from a church or qualified church-controlled organization that is exempt from employer social security and Medicare taxes. (See Publication 334.)

7. You do not claim any adjustments to income, such as a deduction for IRA contributions or student loan interest.
8. You do not claim any credits other than the earned income credit.
9. You do not owe any household employment taxes on wages you paid to a household employee.

You must meet all of these requirements to use Form 1040EZ. If you do not, you must use Form 1040A or Form 1040.

Figuring tax. On Form 1040EZ, you can use only the tax table to figure your tax. You cannot use Form 1040EZ to report any other tax.

Form 1040A

If you do not qualify to use Form 1040EZ, you may be able to use Form 1040A.

You can use Form 1040A if all of the following apply.

1. Your income is only from wages, salaries, tips, IRA distributions, pensions and annuities, taxable social security and railroad retirement benefits, taxable scholarship and fellowship grants, interest, ordinary dividends (including Alaska Permanent Fund dividends), capital gain distributions, and unemployment compensation.
2. Your taxable income is less than \$100,000.
3. Your adjustments to income are for only the following items.
 - a. Educator expenses.
 - b. IRA deduction.
 - c. Student loan interest deduction.
 - d. Tuition and fees deduction.

4. You do not itemize your deductions.

5. Your taxes are from only the following items.

- a. Tax Table.
- b. Alternative minimum tax. (See chapter 30.)
- c. Advance earned income credit (EIC) payments, if you received any. (See chapter 36.)
- d. Recapture of an education credit. (See chapter 35.)
- e. Form 8615, Tax for Children Under Age 14 With Investment Income of More Than \$1,600.
- f. Qualified Dividends and Capital Gain Tax Worksheet.

6. You claim only the following tax credits.

- a. The credit for child and dependent care expenses. (See chapter 32.)
- b. The credit for the elderly or the disabled. (See chapter 33.)
- c. The child tax credit. (See chapter 34.)
- d. The additional child tax credit. (See chapter 34.)
- e. The education credits. (See chapter 35.)
- f. The retirement savings contributions credit. (See chapter 37.)
- g. The earned income credit. (See chapter 36.)
- h. The adoption credit. (See chapter 37.)

7. You did not have an alternative minimum tax adjustment on stock you acquired from the exercise of an incentive stock option. (See Publication 525, Taxable and Nontaxable Income.)

You must meet all of the above requirements to use Form 1040A. If you do not, you must use Form 1040.

If you meet the above requirements, you can use Form 1040A even if you received employer-provided adoption benefits or dependent care benefits.



If you receive a capital gain distribution that includes unrecaptured section 1250 gain, section 1202 gain, or collectibles (28%) gain, you cannot use Form 1040A. You must use Form 1040.

Form 1040

If you cannot use Form 1040EZ or Form 1040A, you must use Form 1040. You can use Form 1040 to report all types of income, deductions, and credits.

You may have received Form 1040A or Form 1040EZ in the mail because of the return you filed last year. If your situation has changed this year, it may be to your advantage to file Form 1040 instead. You may pay less tax by filing Form 1040 because you can take itemized deductions, some adjustments to income, and credits you cannot take on Form 1040A or Form 1040EZ.

You must use Form 1040 if any of the following apply.

1. Your taxable income is \$100,000 or more.
2. You itemize your deductions.
3. You had income that cannot be reported on Form 1040EZ or Form 1040A, including tax-exempt interest from private activity bonds issued after August 7, 1986.
4. You claim any adjustments to gross income other than the adjustments listed earlier under *Form 1040A*.
5. Your Form W-2, box 12, shows uncollected employee tax (social security and

- Medicare tax) on tips (see chapter 6) or group-term life insurance (see chapter 5).
6. You received \$20 or more in tips in any one month and did not report all of them to your employer. (See chapter 6.)
 7. You claim any credits other than the credits listed earlier under *Form 1040A*.
 8. You owe the excise tax on insider stock compensation from an expatriated corporation.
 9. Your Form W-2 shows an amount in box 12 with a code Z.
 10. You have to file other forms with your return to report certain exclusions, taxes, or transactions.

not have your 2004 income tax return, call the IRS at 1-800-829-1040 to get a free transcript of your account. You will also be asked to enter your date of birth (DOB). Make sure your DOB is accurate and matches the information on record with the Social Security Administration by checking your annual Social Security Statement.



CAUTION You cannot sign your return electronically if you are a first-time filer under age 16 at the end of 2005, or if you are filing Form 3115, 3468 (if attachments are required), 5713, 8283 (if completing Section B), 8332, 8858, or 8885.

For more details on the PIN method, visit www.irs.gov/efile and click on "IRS e-file for Individual Taxpayers."



TIP An Authorized IRS e-file Provider can, with your authorization, generate a PIN for you.

amounts, such as federal tax, state tax, a student loan, or child support. See *Offset against debts* under *Refunds*, later.

Refund inquiries. If you do not receive your refund within 3 weeks after your electronically-filed return was accepted by IRS, see *Past-Due Refund*, later.

Balance due. If you owe tax, you must pay it by April 17, 2006, to avoid late-payment penalties and interest. You can make your payment electronically by credit card or by scheduling an electronic funds withdrawal from your checking or savings account.

See *How To Pay*, later, for information on how to pay the balance due.

Using an Authorized IRS e-file Provider



Many tax professionals electronically file tax returns for their clients. As a taxpayer, you have two options.

- 1) You can prepare your return, take it to an Authorized IRS e-file Provider, and have the provider transmit it electronically to the IRS.
- 2) You can have a tax professional prepare your return and transmit it for you electronically.

You may personally enter your PIN or complete Form 8879, *IRS e-file Signature Authorization*, to authorize the provider to enter your PIN on your return.

Note. Tax professionals may charge a fee for IRS e-file. Fees may vary depending on the professional and the specific services rendered.

Does My Return Have To Be on Paper?

You may be able to file a paperless return using IRS e-file (electronic filing). It's so easy, over 68 million taxpayers preferred e-file over filing a paper tax return last year.

This section explains how to e-file:

- Using an Authorized IRS e-file Provider, or
- Using your personal computer.

IRS e-file



Table 1-4 lists the benefits of IRS e-file. IRS e-file uses automation to replace most of the manual steps needed to process paper returns. As a result, the processing of e-file returns is faster and more accurate than the processing of paper returns. However, as with a paper return, you are responsible for making sure your return contains accurate information and is filed on time.

Using e-file does not affect your chances of an IRS examination of your return.

Electronic signatures. Create your own personal identification number (PIN) and use a tax professional or file your own paperless return electronically. If you are married filing jointly, you and your spouse will each need to create a PIN and enter these PINs as your electronic signatures.

A PIN is any combination of five numbers, except five zeros. If you use a PIN, there is nothing to sign and nothing to mail—not even your Forms W-2.

To verify your identity, you will be asked to enter your adjusted gross income (AGI) from your originally filed 2004 income tax return, if applicable. Do not use your AGI from an amended return (Form 1040X), math error notice, or other changed amount from the IRS. AGI is the amount shown on your 2004 Form 1040, line 36; Form 1040A, line 21; Form 1040EZ, line 4; and on TeleFile Tax Record, line 1. If you do

Forms 8453 and 8453-OL. Your return is not complete without your signature. If you are not eligible or choose not to sign your return electronically, you must complete, sign, and file Form 8453, U.S. Individual Income Tax Declaration for an IRS e-file Return, or Form 8453-OL, U.S. Individual Income Tax Declaration for an IRS e-file Online Return, whichever applies.

State returns. In most states, you can file an electronic state return simultaneously with your federal return. For more information, check with your local IRS office, state tax agency, tax professional, or the IRS website at www.irs.gov/efile.

Refunds. You can have a refund check mailed to you, or you can have your refund deposited directly to your checking or savings account. With e-file, your refund will be issued in half the time as when filing on paper.

As with a paper return, you may not get all of your refund if you owe certain past-due

Table 1-4. Benefits of IRS e-file

Eligible for Free File	<ul style="list-style-type: none"> • Free File allows qualified taxpayers to prepare and e-file their own tax returns for free using commercially available online tax preparation software. • Review online tax software provider offerings and determine if you are eligible by visiting the Free File page at www.irs.gov.
Fast! Easy! Convenient!	<ul style="list-style-type: none"> • Get your refund in half the time as paper filers do, even faster and safer with direct deposit. • Sign electronically and file a completely paperless return. • Receive an electronic proof of receipt within 48 hours that the IRS received your return. • If you owe, you can e-file and authorize an electronic funds withdrawal or pay by credit card. If you e-file before April 17, 2006, you can schedule an electronic funds withdrawal from your checking or savings account as late as April 17, 2006. • Prepare and file your federal and state returns together and save time.
Accurate! Secure!	<ul style="list-style-type: none"> • IRS computers quickly and automatically check for errors or other missing information. • The chance of being audited does not differ whether you e-file or file a paper tax return. • Your bank account information is safeguarded along with other tax return information. The IRS does not have access to credit card numbers.

Using Your Personal Computer



You can file your tax return in a fast, easy, convenient way using your personal computer. A computer with a modem or Internet access and tax preparation software are all you need. Best of all, you can *e-file* from the comfort of your home 24 hours a day, 7 days a week.

IRS approved tax preparation software is available for online use on the Internet, for download from the Internet, and in retail stores.

For information, visit our website at www.irs.gov/efile.

Through Employers and Financial Institutions

Some businesses offer free *e-file* to their employees, members, or customers. Others offer it for a fee. Ask your employer or financial institution if they offer IRS *e-file* as an employee, member, or customer benefit.

Free Help With Your Return

Free help in preparing your return is available nationwide from IRS-trained volunteers. The Volunteer Income Tax Assistance (VITA) program is designed to help low-income taxpayers and the Tax Counseling for the Elderly (TCE) program is designed to assist taxpayers age 60 or older with their tax returns. Many VITA sites offer free electronic filing and all volunteers will let you know about the credits and deductions you may be entitled to claim. To find a site near you, call 1-800-829-1040. Or to find the nearest AARP TaxAide site, visit AARP's website at www.aarp.org/taxaide or call 1-888-227-7669. For more information on these programs, go to www.irs.gov and enter keyword "VITA" in the upper right-hand corner.

When Do I Have To File?

April 17, 2006, is the due date for filing your 2005 income tax return if you use the calendar year. For a quick view of due dates for filing a return with or without an extension of time to file (discussed later), see Table 1-5.

If you use a fiscal year (a year ending on the last day of any month except December, or a 52-53-week year), your income tax return is due by the 15th day of the 4th month after the close of your fiscal year.

When the due date for doing any act for tax purposes—filing a return, paying taxes, etc.—falls on a Saturday, Sunday, or legal holiday, the due date is delayed until the next business day.

Filing on time. Your paper return is filed on time if it is mailed in an envelope that is properly addressed, has enough postage, and is postmarked by the due date. If you send your return by registered mail, the date of the registration is the postmark date. The registration is evidence that the return was delivered. If you send a return by certified mail and have your receipt

postmarked by a postal employee, the date on the receipt is the postmark date. The postmarked certified mail receipt is evidence that the return was delivered.

Private delivery services. If you use a private delivery service designated by the IRS to send your return, the postmark date generally is the date the private delivery service records in its database or marks on the mailing label. The private delivery service can tell you how to get written proof of this date.

The following are designated private delivery services.

- DHL Express (DHL): DHL Same Day Service, DHL Next Day 10:30 am, DHL Next Day 12:00 pm, DHL Next Day 3:00 pm, and DHL 2nd Day Service.
- Federal Express (FedEx): FedEx Priority Overnight, FedEx Standard Overnight, FedEx 2Day, FedEx International Priority, and FedEx International First.
- United Parcel Service (UPS): UPS Next Day Air, UPS Next Day Air Saver, UPS 2nd Day Air, UPS 2nd Day Air A.M., UPS Worldwide Express Plus, and UPS Worldwide Express.



Private delivery services cannot deliver items to P.O. boxes. You must use the U.S. Postal Service to mail any item to an IRS P.O. box address.

Electronically filed returns. If you use IRS *e-file*, your return is considered filed on time if the authorized electronic return transmitter postmarks the transmission by the due date. An authorized electronic return transmitter is a participant in the IRS *e-file* program that transmits electronic tax return information directly to the IRS.

The electronic postmark is a record of when the authorized electronic return transmitter received the transmission of your electronically filed return on its host system. The date and time in your time zone controls whether your electronically filed return is timely.

Filing late. If you do not file your return by the due date, you may have to pay a failure-to-file penalty and interest. For more information, see *Penalties*, later. Also see *Interest* under *Amount You Owe*.

If you were due a refund but you did not file a return, you generally must file within 3 years from the date the return was due (including extensions) to get that refund.

Nonresident alien. If you are a nonresident alien and earn wages subject to U.S. income tax withholding, your 2005 U.S. income tax return (Form 1040NR or Form 1040NR-EZ) is due by:

- April 17, 2006, if you use a calendar year, or
- The 15th day of the 4th month after the end of your fiscal year if you use a fiscal year.

If you do not earn wages subject to U.S. income tax withholding, your return is due by:

- June 15, 2006, if you use a calendar year, or
- The 15th day of the 6th month after the end of your fiscal year, if you use a fiscal year.

Get Publication 519 for more filing information.

Filing for a decedent. If you must file a final income tax return for a taxpayer who died during the year (a decedent), the return is due by the 15th day of the 4th month after the end of the decedent's normal tax year. In most cases, for a 2005 return, this will be April 17, 2006. See Publication 559.

Extensions of Time To File

You may be able to get an extension of time to file your return. Special rules apply for those who were:

- Outside the United States, or
- Serving in a combat zone.

Automatic Extension

If you cannot file your 2005 return by the due date, you may be able to get an automatic 6-month extension of time to file.

Example. If your return is due on April 17, 2006, you will have until October 16, 2006, to file.



If you do not pay the tax due by the regular due date (generally, April 15), you will owe interest. You may also be charged penalties, discussed later.

How to get the automatic extension. You can get the automatic extension by:

1. Using IRS *e-file* (electronic filing), or
2. Filing a paper form.

E-file options. There are two ways you can use *e-file* to get an extension of time to file. Complete Form 4868, Application for Automatic Extension of Time To File U.S. Individual Income Tax Return, to use as a worksheet. If you think you may owe tax when you file your return, use *Part II* of the form to estimate your balance

Table 1-5. **When To File Your 2005 Return**

For U.S. citizens and residents who file returns on a calendar year.

	<u>For Most Taxpayers</u>	<u>For Certain Taxpayers Outside the U.S.</u>
No extension requested	April 17, 2006	June 15, 2006
Automatic extension Form 4868 filed, or credit card payment made	October 16, 2006	October 16, 2006

due. If you *e-file* Form 4868 to the IRS, do not also send a paper Form 4868.

E-file using your personal computer or a tax professional. You can use a tax software package with your personal computer or a tax professional to file Form 4868 electronically. You will need to provide certain information from your tax return for 2004. If you wish to make a payment by electronic funds withdrawal, see *Electronic payment options*, under *How To Pay*, later in this chapter.

E-file and pay by credit card. You can get an extension by paying part or all of your estimate of tax due by using a credit card. You can do this by phone or over the Internet. You do not file Form 4868. See *Credit card*, under *How To Pay*, later in this chapter.

Filing a paper Form 4868. You can get an extension of time to file by filing a paper Form 4868. Mail it to the address shown in the form instructions.

If you want to make a payment with the form, make your check or money order payable to the "United States Treasury." Write your SSN, daytime phone number, and "2005 Form 4868" on your check or money order.

When to file. You must request the automatic extension by the due date for your return. You can file your return any time before the 6-month extension period ends.

When you file your return. Enter any payment you made related to the extension of time to file on Form 1040, line 69. If you file Form 1040EZ or Form 1040A, include that payment in your total payments on Form 1040EZ, line 9, or Form 1040A, line 43. Also enter "Form 4868" and the amount paid in the space to the left of line 9 or line 43.

Individuals Outside the United States

You are allowed an automatic 2-month extension (until June 15, 2006, if you use the calendar year) to file your 2005 return and pay any federal income tax due if:

1. You are a U.S. citizen or resident, and
2. On the due date of your return:
 - a. You are living outside the United States and Puerto Rico, and your main place of business or post of duty is outside the United States and Puerto Rico, or
 - b. You are in military or naval service on duty outside the United States and Puerto Rico.

However, if you pay the tax due after the regular due date (generally, April 15), interest will be charged from that date until the date the tax is paid.

If you served in a combat zone or qualified hazardous duty area, you may be eligible for a longer extension of time to file. See *Individuals Serving in Combat Zone*, later, for special rules that apply to you.

Married taxpayers. If you file a joint return, only one spouse has to qualify for this automatic

extension. If you and your spouse file separate returns, this automatic extension applies only to the spouse who qualifies.

How to get the extension. To use this automatic extension, you must attach a statement to your return explaining what situation qualified you for the extension. (See the situations listed under (2), earlier.)

Extensions beyond 2 months. If you cannot file your return within the automatic 2-month extension period, you may be able to get an additional 4-month extension, for a total of 6 months. File Form 4868 and check the box on line 8.

This additional 4-month extension of time to file is not a further extension of time to pay. You can use a credit card to pay your estimate of tax due. See *How To Pay*, later in this chapter.

No further extension. An extension of more than 6 months will generally not be granted. However, if you are outside the United States and meet certain tests, you may be granted a longer extension. For more information, see *Further extensions* under *When To File and Pay* in Publication 54.

Individuals Serving in Combat Zone

The deadline for filing your tax return, paying any tax you may owe, and filing a claim for refund is automatically extended if you serve in a combat zone. This applies to members of the Armed Forces, as well as merchant marines serving aboard vessels under the operational control of the Department of Defense, Red Cross personnel, accredited correspondents, and civilians under the direction of the Armed Forces in support of the Armed Forces.

Combat zone. For purposes of the automatic extension, the term "combat zone" includes the following areas.

1. The Persian Gulf area, effective January 17, 1991.
2. The qualified hazardous duty area of Bosnia and Herzegovina, Croatia, and Macedonia, effective November 21, 1995.
3. The qualified hazardous duty area of the Federal Republic of Yugoslavia (Serbia/Montenegro), Albania, the Adriatic Sea, and the Ionian Sea north of the 39th parallel, effective March 24, 1999.
4. Afghanistan, effective September 19, 2001.

See Publication 3, *Armed Forces' Tax Guide*, for information about other tax benefits available to military personnel serving in a combat zone.

Extension period. The deadline for filing your return, paying any tax due, and filing a claim for refund is extended for at least 180 days after the later of:

1. The last day you are in a combat zone or the last day the area qualifies as a combat zone, or

2. The last day of any continuous qualified hospitalization for injury from service in the combat zone.

In addition to the 180 days, your deadline is also extended by the number of days you had left to take action with the IRS when you entered the combat zone. For example, you have 3½ months (January 1–April 15) to file your tax return. Any days left in this period when you entered the combat zone (or the entire 3½ months if you entered it before the beginning of the year) are added to the 180 days. See *Extension of Deadline* in Publication 3 for more information.

The above rules on the extension for filing your return also apply when you are deployed outside the United States (away from your permanent duty station) while participating in a designated contingency operation.

How Do I Prepare My Return?

This section explains how to get ready to fill in your tax return and when to report your income and expenses. It also explains how to complete certain sections of the form. You may find Table 1-6 helpful when you prepare your return.

In most cases, based on what you filed last year, the IRS will mail you Form 1040, Form 1040A, or Form 1040EZ with related instructions. Before you fill in the form, look at the form instructions to see if you need, or would benefit from filing, a different form this year. Also see if you need any additional forms or schedules. You may also want to read *Does My Return Have To Be on Paper*, earlier.

If you do not receive a tax return package in the mail, or if you need other forms, you can order them or print them from the Internet. See *How To Get Tax Help* in the back of this publication.

Table 1-6. Six Steps for Preparing Your Return

- | | |
|---|--|
| 1 | — Get your records together for income and expenses. |
| 2 | — Get the forms, schedules, and publications you need. |
| 3 | — Fill in your return. |
| 4 | — Check your return to make sure it is correct. |
| 5 | — Sign and date your return. |
| 6 | — Attach all required forms and schedules. |

Substitute tax forms. You cannot use your own version of a tax form unless it meets the requirements explained in Publication 1167, *General Rules and Specifications for Substitute Forms and Schedules*.

Form W-2. If you are an employee, you should receive Form W-2 from your employer. You will need the information from this form to prepare

your return. See *Form W-2 under Credit for Withholding and Estimated Tax* in chapter 4.

If you do not receive Form W-2 by January 31, 2006, contact your employer. If you still do not get the form by February 15, the IRS can help you by requesting the form from your employer. When you request IRS help, be prepared to provide the following information.

- Your name, address (including zip code), and phone number.
- Your SSN.
- Your dates of employment.
- Your employer's name, address (including zip code), and phone number.

Form 1099. If you received certain types of income, you may receive a Form 1099. For example, if you received taxable interest of \$10 or more, the payer generally must give you a Form 1099-INT. If you have not received it by January 31, 2006, contact the payer. If you still do not get the form by February 15, call the IRS for help.

When Do I Report My Income and Expenses?

You must figure your taxable income on the basis of a tax year. A "tax year" is an annual accounting period used for keeping records and reporting income and expenses. You must account for your income and expenses in a way that clearly shows your taxable income. The way you do this is called an accounting method. This section explains which accounting periods and methods you can use.

Accounting Periods

Most individual tax returns cover a calendar year—the 12 months from January 1 through December 31. If you do not use a calendar year, your accounting period is a fiscal year. A regular fiscal year is a 12-month period that ends on the last day of any month except December. A 52-53-week fiscal year varies from 52 to 53 weeks and always ends on the same day of the week.

You choose your accounting period (tax year) when you file your first income tax return. It cannot be longer than 12 months.

More information. For more information on accounting periods, including how to change your accounting period, see Publication 538, *Accounting Periods and Methods*.

Accounting Methods

Your accounting method is the way you account for your income and expenses. Most taxpayers use either the cash method or an accrual method. You choose a method when you file your first income tax return. If you want to change your accounting method after that, you generally must get IRS approval.

Cash method. If you use this method, report all items of income in the year in which you actually or constructively receive them. Generally, you deduct all expenses in the year you

actually pay them. This is the method most individual taxpayers use.

Constructive receipt. Generally, you constructively receive income when it is credited to your account or set apart in any way that makes it available to you. You do not need to have physical possession of it. For example, interest credited to your bank account on December 31, 2005, is taxable income to you in 2005 if you could have withdrawn it in 2005 (even if the amount is not entered in your passbook or withdrawn until 2006).

Garnisheed wages. If your employer uses your wages to pay your debts, or if your wages are attached or garnisheed, the full amount is constructively received by you. You must include these wages in income for the year you would have received them.

Brokerage and other accounts. Profits from a brokerage account, or similar account, are fully taxable in the year you earn them. This is true even if:

1. You do not withdraw the earnings,
2. The credit balance in the account may be reduced or eliminated by losses in later years, or
3. Current profits are used to reduce or eliminate a debit balance from previous years.

Debts paid for you. If another person cancels or pays your debts (but not as a gift or loan), you have constructively received the amount and generally must include it in your gross income for the year. See *Canceled Debts* in chapter 12 for more information.

Payment to third party. If a third party is paid income from property you own, you have constructively received the income. It is the same as if you had actually received the income and paid it to the third party.

Payment to an agent. Income an agent receives for you is income you constructively received in the year the agent receives it. If you indicate in a contract that your income is to be paid to another person, you must include the amount in your gross income when the other person receives it.

Check received or available. A valid check that was made available to you before the end of the tax year is constructively received by you in that year. A check that was "made available to you" includes a check you have already received, but not cashed or deposited. It also includes, for example, your last paycheck of the year that your employer made available for you to pick up at the office before the end of the year. It is constructively received by you in that year whether or not you pick it up before the end of the year or wait to receive it by mail after the end of the year.

No constructive receipt. There may be facts to show that you did not constructively receive income.

Example. Alice Johnson, a teacher, agreed to her school board's condition that, in her absence, she would receive only the difference between her regular salary and the salary of a substitute teacher hired by the school board.

Therefore, Alice did not constructively receive the amount by which her salary was reduced to pay the substitute teacher.

Accrual method. If you use an accrual method, you generally report income when you earn it, rather than when you receive it. You generally deduct your expenses when you incur them, rather than when you pay them.

Income paid in advance. An advance payment of income is generally included in gross income in the year you receive it. Your method of accounting does not matter as long as the income is available to you. An advance payment may include rent or interest you receive in advance and pay for services you will perform later.

A limited deferral until the next tax year may be allowed for certain advance payments. See Publication 538 for specific information.

Additional information. For more information on accounting methods, including how to change your accounting method, get Publication 538.

Social Security Number

You must enter your social security number (SSN) in the space provided on your return. Be sure the SSN on your return is the same as the SSN on your social security card. If you are married, enter the SSNs for both you and your spouse, whether you file jointly or separately.

If you are filing a joint return, write the SSNs in the same order as the names. Use this same order in submitting other forms and documents to the IRS.

Name change. If you changed your name because of marriage, divorce, etc., immediately notify your Social Security Administration (SSA) office so the name on your tax return is the same as the one the SSA has on its records. This will help prevent delays in issuing your refund and safeguard your future social security benefits.

Dependent's social security number. You must provide the SSN of each dependent you claim, regardless of the dependent's age. This requirement applies to all dependents (not just your children) claimed on your tax return.

Exception. If your child was born and died in 2005 and you do not have an SSN for the child, you may attach a copy of the child's birth certificate instead. If you do, enter "DIED" in column (2) of line 6c (Form 1040 or 1040A).

No social security number. File Form SS-5, Application for a Social Security Card, with your local SSA office to get an SSN for yourself or your dependent. It usually takes about 2 weeks to get an SSN. If you or your dependent is not eligible for an SSN, see *Individual taxpayer identification number (ITIN)*, later.

If you are a U.S. citizen or resident alien, you must show proof of age, identity, and citizenship or alien status with your Form SS-5. If you are 12 or older and have never been assigned an SSN, you must appear in person with this proof at an SSA office.

Form SS-5 is available at any SSA office, on the Internet at www.socialsecurity.gov, or by calling 1-800-772-1213. If you have any questions about which documents you can use as

proof of age, identity, or citizenship, contact your SSA office.

If your dependent does not have an SSN by the time your return is due, you may want to ask for an extension of time to file, as explained earlier under *When Do I Have To File*.

If you do not provide a required SSN or if you provide an incorrect SSN, your tax may be increased and any refund may be reduced.

Adoption taxpayer identification number (ATIN). If you are in the process of adopting a child who is a U.S. citizen or resident and cannot get an SSN for the child until the adoption is final, you can apply for an ATIN to use instead of an SSN.

File Form W-7A, Application for Taxpayer Identification Number for Pending U.S. Adoptions, with the IRS to get an ATIN if all of the following are true.

- You have a child living with you who was placed in your home for legal adoption.
- You cannot get the child's existing SSN even though you have made a reasonable attempt to get it from the birth parents, the placement agency, and other persons.
- You cannot get an SSN for the child from the SSA because, for example, the adoption is not final.
- You cannot get an individual taxpayer identification number (ITIN) (discussed later) for the child.
- You are eligible to claim the child as a dependent on your tax return.

After the adoption is final, you must apply for an SSN for the child. You cannot continue using the ATIN.

See Form W-7A for more information.

Nonresident alien spouse. If your spouse is a nonresident alien and you file a joint or separate return, your spouse must have either an SSN or an ITIN. If your spouse is not eligible for an SSN, see the next discussion.

Individual taxpayer identification number (ITIN). The IRS will issue you an ITIN if you are a nonresident or resident alien and you do not have and are not eligible to get an SSN. To apply for an ITIN, file Form W-7 with the IRS. It usually takes about 4 to 6 weeks to get an ITIN. Enter this number on your tax return wherever your SSN is requested.



If you are applying for an ITIN in order to file your tax return, attach your completed tax return to your Form W-7. See the Form W-7 instructions for how and where to file.

Alien dependent. If your dependent is a nonresident or resident alien who does not have and is not eligible to get an SSN, file Form W-7 with the IRS to apply for an ITIN. Enter this number on your return wherever the dependent's SSN is requested.



An ITIN is for tax use only. It does not entitle you or your dependent to social security benefits or change the employment or immigration status of either of you under U.S. law.

Penalty for not providing social security number. If you do not include your SSN or the

SSN of your spouse or dependent as required, you may have to pay a penalty. See the discussion on *Penalties*, later, for more information.

SSN on correspondence. If you write to the IRS about your tax account, be sure to include your SSN (and the name and SSN of your spouse, if you filed a joint return) in your correspondence. Because your SSN is used to identify your account, this helps the IRS respond to your correspondence promptly.

Presidential Election Campaign Fund

This fund helps pay for Presidential election campaigns. The fund reduces candidates' dependence on large contributions from individuals and groups and places candidates on an equal financial footing in the general election. If you want \$3 to go to this fund, check the box. If you are filing a joint return, your spouse can also have \$3 go to the fund. If you check a box, your tax or refund will not change.

Computations

The following information on entering numbers on your tax return may be useful in making the return easier to complete.

Rounding off dollars. You may round off cents to whole dollars on your return and schedules. If you do round to whole dollars, you must round all amounts. To round, drop amounts under 50 cents and increase amounts from 50 to 99 cents to the next dollar. For example, \$1.39 becomes \$1 and \$2.50 becomes \$3.

If you have to add two or more amounts to figure the amount to enter on a line, include cents when adding the amounts and round off only the total.

Example. You receive two Forms W-2: one showing wages of \$5,000.55 and one showing wages of \$18,500.73. On Form 1040, line 7, you would enter \$23,501 ($\$5,000.55 + \$18,500.73 = \$23,501.28$), not \$23,502 ($\$5,001 + \$18,501$).

Equal amounts. If you are asked to enter the smaller or larger of two equal amounts, enter that amount.

Example. Line 1 is \$500. Line 3 is \$500. Line 5 asks you to enter the smaller of line 1 or 3. Enter \$500 on line 5.

Negative amounts. If you need to enter a negative amount, put the amount in parentheses rather than using a minus sign. To combine positive and negative amounts, add all the positive amounts together and then subtract the negative amounts.

Attachments

Depending on the form you file and the items reported on your return, you may have to complete additional schedules and forms and attach them to your return.



You may be able to file a paperless return using IRS e-file. There's nothing to sign, attach, or mail, not even your Forms W-2.

Form W-2. Form W-2 is a statement from your employer of wages and other compensation paid to you and taxes withheld from your pay. You should have a Form W-2 from each employer. Be sure to attach a copy of Form W-2 in the place indicated on the front page of your return. Attach it only to the front page of your return, not to any attachments. For more information, see *Form W-2* in chapter 4.

If you received a Form 1099-R, Distributions From Pensions, Annuities, Retirement or Profit-Sharing Plans, IRAs, Insurance Contracts, etc., showing federal income tax withheld, attach a copy of that form in the place indicated on the front page of your return.

Form 1040EZ. There are no additional schedules to file with Form 1040EZ.

Form 1040A. Attach the additional schedules and forms that you had to complete behind the Form 1040A in order by number. If you are filing Schedule EIC, put it last. Do not attach items unless required to do so.

Form 1040. Attach any forms and schedules behind Form 1040 in order of the "Attachment Sequence Number" shown in the upper right corner of the form or schedule. Then arrange all other statements or attachments in the same order as the forms and schedules they relate to and attach them last. Do not attach items unless required to do so.

Third Party Designee

You can authorize the IRS to discuss your return with a friend, family member, or any other person you choose. If you check the "Yes" box in the *Third party designee* area of your 2005 tax return and provide the information required, you are authorizing:

1. The IRS to call the designee to answer any questions that arise during the processing of your return, and
2. The designee to:
 - a. Give information that is missing from your return to the IRS,
 - b. Call the IRS for information about the processing of your return or the status of your refund or payments,
 - c. Receive copies of notices or transcripts related to your return, upon request, and
 - d. Respond to certain IRS notices about math errors, offsets (see *Refunds*, later), and return preparation.

The authorization will automatically end no later than the due date (without any extensions) for filing your 2006 tax return. This is April 16, 2007, for most people.

See your form instructions for more information.



If you want to allow the paid preparer who signed your return to discuss it with the IRS, just enter "Preparer" in the space for the designee's name.

Signatures

You must sign and date your return. If you file a joint return, both you and your spouse must sign the return, even if only one of you had income.



If you file a joint return, both spouses are generally liable for the tax, and the entire tax liability may be assessed against either spouse. See chapter 2.



If you e-file your return, you can use an electronic signature to sign your return. See Does My Return Have To Be on Paper, earlier.

If you are due a refund, it cannot be issued unless you have signed your return.

Enter your occupation in the space provided in the signature section. If you file a joint return, enter both your occupation and your spouse's occupation. Entering your daytime phone number may help speed the processing of your return.

When someone can sign for you. You can appoint an agent to sign your return if you are:

1. Unable to sign the return because of disease or injury,
2. Absent from the United States for a continuous period of at least 60 days before the due date for filing your return, or
3. Given permission to do so by the IRS office in your area.

Power of attorney. A return signed by an agent in any of these cases must have a power of attorney (POA) attached that authorizes the agent to sign for you. You can use a POA that states that the agent is granted authority to sign the return, or you can use Form 2848, Power of Attorney and Declaration of Representative. Part I of Form 2848 must state that the agent is granted authority to sign the return.

Unable to sign. If the taxpayer is mentally incompetent and cannot sign the return, it must be signed by a court-appointed representative who can act for the taxpayer.

If the taxpayer is mentally competent but physically unable to sign the return or POA, a valid "signature" is defined under state law. It can be anything that clearly indicates the taxpayer's intent to sign. For example, the taxpayer's "X" with the signatures of two witnesses might be considered a valid signature under a state's law.

Spouse unable to sign. If your spouse is unable to sign for any reason, see *Signing a joint return* in chapter 2.

Child's return. If a child has to file a tax return but cannot sign the return, the child's parent, guardian, or another legally responsible person must sign the child's name, followed by the words "By (your signature), parent for minor child."

Paid Preparer

Generally, anyone you pay to prepare, assist in preparing, or review your tax return must sign it and fill in the other blanks in the paid preparer's area of your return.

A paid preparer can sign the return manually or use a rubber stamp, mechanical device, or computer software program. The preparer is personally responsible for affixing his or her signature to the return.

If the preparer is self-employed (that is, not employed by any person or business to prepare the return), he or she should check the self-employed box in the *Paid Preparer's Use Only* space on the return.

The preparer must give you a copy of your return in addition to the copy filed with the IRS.

If you prepare your own return, leave this area blank. If another person prepares your return and does not charge you, that person should not sign your return.

If you have questions about whether a preparer must sign your return, contact any IRS office.

Refunds

When you complete your return, you will determine if you paid more income tax than you owed. If so, you can get a refund of the amount you overpaid or, if you file Form 1040 or Form 1040A, you can choose to apply all or part of the overpayment to your next year's (2006) estimated tax. You cannot have your overpayment applied to your 2006 estimated tax if you file Form 1040EZ.



If you choose to have a 2005 overpayment applied to your 2006 estimated tax, you cannot change your mind and have any of it refunded to you after the due date (without extensions) of your 2005 return.

Follow the form instructions to complete the entries to claim your refund and/or to apply your overpayment to your 2006 estimated tax.



If your refund for 2005 is large, you may want to decrease the amount of income tax withheld from your pay in 2006. See chapter 4 for more information.

DIRECT DEPOSIT *Simple. Safe. Secure.*

Instead of getting a paper check, you may be able to have your refund deposited directly into your account at a bank or other financial institution. Follow the form instructions to request direct deposit.

If the direct deposit cannot be done, the IRS will send a check instead.

Overpayment less than one dollar. If your overpayment is less than one dollar, you will not get a refund unless you ask for it in writing.

Cashing your refund check. Cash your tax refund check soon after you receive it. Checks not cashed within 12 months of the date they are issued will be canceled and the proceeds returned to the IRS.

If your check has been canceled, you can apply to the IRS to have it reissued.

Refund more or less than expected. If you receive a check for a refund you are not entitled to, or for an overpayment that should have been credited to estimated tax, do not cash the check. Call the IRS.

If you receive a check for more than the refund you claimed, do not cash the check until you receive a notice explaining the difference.

If your refund check is for less than you claimed, it should be accompanied by a notice

explaining the difference. Cashing the check does not stop you from claiming an additional amount of refund.

If you did not receive a notice and you have any questions about the amount of your refund, you should wait 2 weeks. If you still have not received a notice, call the IRS.

Offset against debts. If you are due a refund but have not paid certain amounts you owe, all or part of your refund may be used to pay all or part of the past-due amount. This includes past-due federal income tax, other federal debts (such as student loans), state income tax, and child and spousal support payments. You will be notified if the refund you claimed has been offset against your debts.

Joint return and injured spouse. When a joint return is filed and only one spouse owes a past-due amount, the other spouse can be considered an injured spouse. An injured spouse can get a refund for his or her share of the overpayment that would otherwise be used to pay the past-due amount.

To be considered an injured spouse, you must:

1. File a joint return, and
2. Have reported income (such as wages, interest, etc.), or
3. Have made and reported tax payments (such as federal income tax withheld from wages or estimated tax payments), or claimed the earned income credit or other refundable credit, and
4. Not be required to pay the past-due amount.

Note. If the injured spouse's permanent home is in a community property state, then the injured spouse must only meet (1) and (4) above. For more information, see Publication 555, Community Property.

If you are an injured spouse, you must file Form 8379, Injured Spouse Allocation, to have your portion of the overpayment refunded to you. Follow the instructions for the form.

If you have not filed your joint return and you know that your joint return will be offset, file Form 8379 with your return. You should receive your refund within 14 weeks from the date the paper return is filed or within 11 weeks from the date the return is filed electronically.

If you filed your joint return and your joint refund was offset, file Form 8379 by itself. When filed after offset, it can take up to 8 weeks to receive your refund. Do not attach the previously filed tax return, but do include copies of all Forms W-2 and W-2G for both spouses and any Forms 1099 that show income tax withheld.

Generally, you must file Form 8379 no later than 2 years after the date of the Notice of Offset. A separate Form 8379 must be filed for each tax year to be considered.



An injured spouse claim is different from an innocent spouse relief request. An injured spouse uses Form 8379 to request the division of the tax overpayment attributed to each spouse. An innocent spouse uses Form 8857, Request for Innocent Spouse Relief, to request relief from joint liability for tax, interest, and penalties on a joint return

for items of the other spouse (or former spouse) that were incorrectly reported on the joint return. For information on innocent spouses, see Relief from joint liability under Filing a Joint Return in chapter 2.

Amount You Owe

When you complete your return, you will determine if you have paid the full amount of tax that you owe. If you owe additional tax, you should pay it with your return.

If the IRS figures your tax for you, you will receive a bill for any tax that is due. You should pay this bill within 30 days (or by the due date of your return, if later). See *Tax Figured by IRS* in chapter 30.



If you do not pay your tax when due, you may have to pay a failure-to-pay penalty. See Penalties, later. For more information about your balance due, see Publication 594, *The IRS Collection Process*.



If the amount you owe for 2005 is large, you may want to increase the amount of income tax withheld from your pay or make estimated tax payments for 2006. See chapter 4 for more information.

How To Pay

If you have an amount due on your tax return, you can pay by check, money order, or credit card. If you filed electronically, you also may be able to make your payment electronically.



You do not have to pay if the amount you owe is less than \$1.

Check or money order. If you pay by check or money order, make it out to the "United States Treasury." Show your correct name, address, SSN, daytime phone number, and the tax year and form number on the front of your check or money order. If you are filing a joint return, enter the SSN shown first on your tax return.

For example, if you file Form 1040 for 2005 and you owe additional tax, show your name, address, SSN, daytime phone number, and "2005 Form 1040" on the front of your check or money order. If you file an amended return (Form 1040X) for 2004 and you owe tax, show your name, address, SSN, daytime phone number, and "2004 Form 1040X" on the front of your check or money order.

Enclose your payment with your return, but do not attach it to the form. If you filed Form 1040, please complete Form 1040-V, Payment Voucher, and enclose it with your payment and return. Form 1040-V will help us process your payment more accurately and efficiently. Follow the instructions that come with the form.

Do not mail cash with your return. If you pay cash at an IRS office, keep the receipt as part of your records.

Payment not honored. If your check or money order is not honored by your bank (or other financial institution) and the IRS does not receive the funds, you still owe the tax. In addition, you may be subject to a dishonored check penalty.

Electronic payment options. Electronic payment options are convenient, safe, and secure methods for paying individual income taxes. There's no check to write, money order to buy, or voucher to mail. Payments can be made 24 hours a day, 7 days a week.

Credit card. You can use your American Express®, Discover®, MasterCard®, or Visa® credit card.

To pay by credit card, call a service provider and follow the recorded instructions. You can also pay by credit card over the Internet using a service provider's website.

The service providers charge a convenience fee based on the amount you are paying. Fees may vary between the providers. You will be told what the fee is during the transaction and will have the option to continue or end the transaction. You may also obtain the convenience fee by calling the service provider's automated customer service telephone number or visiting their respective website.



Do not add the convenience fee to your tax payment.

If you pay by credit card, write the confirmation number you were given at the end of the transaction and the tax payment amount in the upper left corner of page 1 of your tax return.

Service Providers

Link2Gov Corporation

To make a payment, call 1-888-PAY-1040SM
or 1-888-729-1040

For Customer Service 1-888-658-5465

Web Address www.PAY1040.com

Official Payments Corporation

To make a payment, call 1-800-2PAY-TAXSM
or 1-800-272-9829

For Customer Service 1-877-754-4413

Web Address www.officialpayments.com

You can *e-file* and pay in a single step by authorizing a credit card payment. This option is available through some tax software packages and tax professionals. You can also pay by credit card using the telephone or the Internet.

Electronic funds withdrawal. You can *e-file* and pay in a single step by authorizing an electronic funds withdrawal from your checking or savings account. If you select this payment option, you will need to have your account number, your financial institution's routing transit number, and account type (checking or savings). You can schedule the payment for any future date up to and including the return due date (April 17, 2006).



Be sure to check with your financial institution to make sure that an electronic funds withdrawal is allowed and to get the correct routing and account numbers.

Electronic Federal Tax Payment System (EFTPS). EFTPS is a free tax payment system that all individual and business taxpayers can

use. You can make payments online or by phone.

Here are just a few of the benefits of this easy-to-use system.

- Convenient and flexible. You can use it to schedule payments in advance. For example, you can schedule estimated tax payments (Form 1040-ES) or installment agreement payments weekly, monthly, or quarterly.
- Fast and accurate. You can make a tax payment in minutes. Because there are verification steps along the way, you can check and review your information before sending it.
- Safe and secure. It offers the highest available levels of security. Every transaction receives an immediate confirmation.

For more information or details on enrolling, visit www.EFTPS.gov or call EFTPS Customer Service at 1-800-316-6541 (individual) or 1-800-555-4477 (business).

Estimated tax payments. Do not include any 2006 estimated tax payment in the payment for your 2005 income tax return. See chapter 4 for information on how to pay estimated tax.

Interest

Interest is charged on tax you do not pay by the due date of your return. Interest is charged even if you get an extension of time for filing.



If the IRS figures your tax for you, interest cannot start earlier than the 31st day after the IRS sends you a bill. For information, see *Tax Figured by IRS* in chapter 30.

Interest on penalties. Interest is charged on the failure-to-file penalty, the accuracy-related penalty, and the fraud penalty from the due date of the return (including extensions) to the date of payment. Interest on other penalties starts on the date of notice and demand, but is not charged on penalties paid within 21 calendar days from the date of the notice (or within 10 business days if the notice is for \$100,000 or more).

Interest due to IRS error or delay. All or part of any interest you were charged can be forgiven if the interest is due to an unreasonable error or delay by an officer or employee of the IRS in performing a ministerial or managerial act.

A ministerial act is a procedural or mechanical act that occurs during the processing of your case. A managerial act includes personnel transfers and extended personnel training. A decision concerning the proper application of federal tax law is not a ministerial or managerial act.

The interest can be forgiven only if you are not responsible in any important way for the error or delay and the IRS has notified you in writing of the deficiency or payment. For more information, get Publication 556, *Examination of Returns, Appeal Rights, and Claims for Refund*.

Interest and certain penalties may also be suspended for a limited period if you filed your return by the due date (including extensions) and the IRS does not provide you with a notice

specifically stating your liability and the basis for it before the close of the 18-month period beginning on the later of:

- The date the return is filed, or
- The due date of the return without regard to extensions.

For more information, get Publication 556.

Installment Agreement

If you cannot pay the full amount due with your return, you can ask to make monthly installment payments for the full or a partial amount. However, you will be charged interest and may be charged a late payment penalty on the tax not paid by April 17, 2006, even if your request to pay in installments is granted. If your request is granted, you must also pay a fee. To limit the interest and penalty charges, pay as much of the tax as possible with your return. But before requesting an installment agreement, you should consider other less costly alternatives, such as a bank loan.

To ask for an installment agreement, use Form 9465, Installment Agreement Request. You should receive a response to your request within 30 days. But if you file your return after March 31, it may take longer for a reply.

In addition to paying by check or money order, you can use a credit card or EFTPS to make installment agreement payments. See *Credit card* and *Electronic Federal Tax Payment System (EFTPS)*, under *How To Pay*, earlier.

Guaranteed availability of installment agreement. The IRS must agree to accept the full payment of your tax liability in installments if, as of the date you offer to enter into the agreement:

1. Your total taxes (not counting interest, penalties, additions to the tax, or additional amounts) do not exceed \$10,000,
2. In the last 5 years, you (and your spouse if the liability relates to a joint return) have not:
 - a. Failed to file any required income tax return,
 - b. Failed to pay any tax shown on any such return, or
 - c. Entered into an installment agreement for the payment of any income tax,
3. You show you cannot pay your income tax in full when due,
4. The tax will be paid in full in 3 years or less, and
5. You agree to comply with the tax laws while your agreement is in effect.

Gift To Reduce Debt Held by the Public



You can make a contribution (gift) to reduce debt held by the public. If you wish to do so, make a separate check payable to "Bureau of the Public Debt." Send your check to:

Bureau of the Public Debt
Department G
P.O. Box 2188
Parkersburg, WV 26106-2188.

Or, enclose your separate check in the envelope with your income tax return. Do not add this gift to any tax you owe.

You can deduct this gift as a charitable contribution on next year's tax return if you itemize your deductions on Schedule A (Form 1040).

Peel-Off Address Label

After you have completed your return, peel off the label with your name and address from the back of your tax return package and place it in the appropriate area of the Form 1040, Form 1040A, or Form 1040EZ you send to the IRS. If you have someone prepare your return, give that person your label to use on your tax return.

If you file electronically and you are not eligible or choose not to sign your return using your PIN, use your label on Form 8453 or 8453-OL. (More information on electronic filing is found earlier in this chapter.)

The label helps the IRS to correctly identify your account. It also saves processing costs and speeds up processing so that refunds can be issued sooner.



You must write your SSN in the spaces provided on your tax return.

Correcting the label. Make necessary name and address changes on the label. If you have an apartment number that is not shown on the label, please write it in. If you changed your name, see the discussion under *Social Security Number*, earlier.

No label. If you did not receive a tax return package with a label, print or type your name and address in the spaces provided at the top of Form 1040 or Form 1040A. If you are married filing a separate return, do not enter your spouse's name in the space at the top. Instead, enter his or her name in the space provided on line 3.

If you file Form 1040EZ and you do not have a label, print or type this information in the spaces provided.

P.O. box. If your post office does not deliver mail to your street address and you have a P.O. box, print your P.O. box number on the line for your present home address instead of your street address.

Foreign address. If your address is outside the United States or its possessions or territories, enter the information on the line for "City, town or post office, state, and ZIP code" in the following order:

1. City,
2. Province or state, and
3. Name of foreign country. (Do not abbreviate the name of the country.)

Follow the country's practice for entering the postal code.

Where Do I File?

After you complete your return, you must send it to the IRS. You can mail it or you may be able to file it electronically. See *Does My Return Have To Be on Paper*, earlier.

Mailing your return. If an addressed envelope came with your tax forms package, you should mail your return in that envelope.

If you do not have an addressed envelope or if you moved during the year, mail your return to the address shown at the end of this publication for the area where you now live.

What Happens After I File?

After you send your return to the IRS, you may have some questions. This section discusses concerns you may have about recordkeeping, your refund, and what to do if you move.

What Records Should I Keep?



You must keep records so that you can prepare a complete and accurate income tax return. The law does not require any special form of records. However, you should keep all receipts, canceled checks or other proof of payment, and any other records to support any deductions or credits you claim.

If you file a claim for refund, you must be able to prove by your records that you have overpaid your tax.

How long to keep records. You must keep your records for as long as they are important for the federal tax law.

Keep records that support an item of income or a deduction appearing on a return until the period of limitations for the return runs out. (A period of limitations is the period of time after which no legal action can be brought.) For assessment of tax you owe, this generally is 3 years from the date you filed the return. For filing a claim for credit or refund, this generally is 3 years from the date you filed the original return, or 2 years from the date you paid the tax, whichever is later. Returns filed before the due date are treated as filed on the due date.

If you did not report income that you should have reported on your return, and it is more than 25% of the income shown on the return, the period of limitations does not run out until 6 years after you filed the return. If a return is false or fraudulent with intent to evade tax, or if no return is filed, an action can generally be brought at any time.

You may need to keep records relating to the basis of property longer than the period of limitations. Keep those records as long as they are important in figuring the basis of the original or replacement property. Generally, this means for as long as you own the property and, after you dispose of it, for the period of limitations that applies to you. See chapter 13 for information on basis.

Note. If you receive a Form W-2, keep Copy C until you begin receiving social security benefits. This will help protect your benefits in case there is a question about your work record or earnings in a particular year. Review the information shown on your annual (for workers over age 25) Social Security Statement.

Copies of returns. You should keep copies of tax returns you have filed and the tax forms package as part of your records. They may be helpful in amending filed returns or preparing future ones.

If you need a copy of a prior year tax return, you can get it from the IRS. Use Form 4506, Request for Copy of Tax Return. There is a charge for a copy of a return, which you must pay with Form 4506. It may take up to 60 days to process your request.



If your main home, principal place of business, or tax records are located in a Presidentially declared disaster area, the charge will be waived.

Transcript of tax return. If you just need information from your return, you can order a transcript by calling 1-800-829-1040, or using Form 4506-T, Request for Transcript of Tax Return. There is no fee for a transcript.

You can request the following items.

Return transcript. This includes most of the line items of a tax return as filed with the IRS. Return transcripts are available for the current year and returns processed during the prior 3 processing years. Most requests will be processed within 10 business days.

Account transcript. This contains information on the financial status of the account, such as payments made on the account, penalty assessments, and adjustments made by you or the IRS after the return was filed. Return information is limited to items such as tax liability and estimated tax payments. Account transcripts are available for most returns. Most requests will be processed within 20 business days.

Record of account. This is a combination of line item information and later adjustments to the account. This information is available for the current year and 3 prior tax years. Most requests will be processed within 20 business days.

More information. For more information on recordkeeping, get Publication 552, Recordkeeping for Individuals.

Interest on Refunds

If you are due a refund, you may get interest on it. The interest rates are adjusted quarterly.

If the refund is made within 45 days after the due date of your return, no interest will be paid. If you file your return after the due date (including extensions), no interest will be paid if the refund is made within 45 days after the date you filed. If the refund is not made within this 45-day period, interest will be paid from the due date of the return or from the date you filed, whichever is later.

Accepting a refund check does not change your right to claim an additional refund and interest. File your claim within the period of time that applies. See *Amended Returns and Claims for Refund*, later. If you do not accept a refund

check, no more interest will be paid on the overpayment included in the check.

Interest on erroneous refund. All or part of any interest you were charged on an erroneous refund generally will be forgiven. Any interest charged for the period before demand for repayment was made will be forgiven unless:

1. You, or a person related to you, caused the erroneous refund in any way, or
2. The refund is more than \$50,000.

For example, if you claimed a refund of \$100 on your return, but the IRS made an error and sent you \$1,000, you would not be charged interest for the time you held the \$900 difference. You must, however, repay the \$900 when the IRS asks.

Past-Due Refund

You can check on the status of your 2005 refund if it has been at least 6 weeks from the date you filed your return (3 weeks if you filed electronically). Be sure to have a copy of your 2005 tax return available because you will need to know the filing status, the first SSN shown on the return, and the exact whole-dollar amount of the refund. To check on your refund, do one of the following.

- Go to www.irs.gov, and click on "Where's My Refund."
- Call 1-800-829-4477 24 hours a day, 7 days a week for automated refund information.
- Call 1-800-829-1954 during the hours shown in your form instructions.

Change of Address

If you have moved, file your return using your new address.

If you move after you filed your return, you should give the IRS clear and concise written notification of your change of address. Send the notification to the Internal Revenue Service Center serving your old address. You can use Form 8822, Change of Address. If you are expecting a refund, also notify the post office serving your old address. This will help in forwarding your check to your new address (unless you chose direct deposit of your refund).

Be sure to include your SSN (and the name and SSN of your spouse, if you filed a joint return) in any correspondence with the IRS.

What If I Made a Mistake?

Errors may delay your refund or result in notices being sent to you. If you discover an error, you can file an amended return or claim for refund.

Amended Returns and Claims for Refund

You should correct your return if, after you have filed it, you find that:

1. You did not report some income,
2. You claimed deductions or credits you should not have claimed,
3. You did not claim deductions or credits you could have claimed, or
4. You should have claimed a different filing status. (Once you file a joint return, you cannot choose to file separate returns for that year after the due date of the return. However, an executor may be able to make this change for a deceased spouse.)

If you need a copy of your return, see *Copies of returns* under *What Records Should I Keep*, earlier in this chapter.

Form 1040X. Use Form 1040X, Amended U.S. Individual Income Tax Return, to correct a return you have already filed. An amended tax return cannot be filed electronically under the e-file system.

Completing Form 1040X. On Form 1040X, write your income, deductions, and credits as you originally reported them on your return, the changes you are making, and the corrected amounts. Then figure the tax on the corrected amount of taxable income and the amount you owe or your refund.

If you owe tax, pay the full amount with Form 1040X. The tax owed will not be subtracted from any amount you had credited to your estimated tax.

If you cannot pay the full amount due with your return, you can ask to make monthly installment payments. See *Installment Agreement*, earlier.

If you overpaid tax, you can have all or part of the overpayment refunded to you, or you can apply all or part of it to your estimated tax. If you choose to get a refund, it will be sent separately from any refund shown on your original return.

Filing Form 1040X. After you finish your Form 1040X, check it to be sure that it is complete. Do not forget to show the year of your original return and explain all changes you made. Be sure to attach any forms or schedules needed to explain your changes. Mail your Form 1040X to the Internal Revenue Service Center serving the area where you now live (as shown in the instructions to the form). However, if you are filing Form 1040X in response to a notice you received from the IRS, mail it to the address shown on the notice. Do not use the addresses listed at the end of this publication.

File a separate form for each tax year involved.

Time for filing a claim for refund. Generally, you must file your claim for a credit or refund within 3 years after the date you filed your original return or within 2 years after the date you paid the tax, whichever is later. Returns filed before the due date (without regard to extensions) are considered filed on the due date (even if the due date was a Saturday, Sunday, or legal holiday). These time periods are suspended while you are financially disabled, discussed later.

If the last day for claiming a credit or refund is a Saturday, Sunday, or legal holiday, you can file the claim on the next business day.

If you do not file a claim within this period, you may not be entitled to a credit or a refund.

Late-filed return. If you were due a refund but you did not file a return, you generally must file your return within 3 years from the date the return was due (including extensions) to get that refund. Generally, your return must be post-marked no later than 3 years from the date the return was due (including extensions). For information on postmarks, see *Filing on time*, under *When Do I Have To File*, earlier.

Limit on amount of refund. If you file your claim within 3 years after the date you filed your return, the credit or refund cannot be more than the part of the tax paid within the 3-year period (plus any extension of time for filing your return) immediately before you filed the claim. This time period is suspended while you are financially disabled, discussed later.

Tax paid. Payments, including estimated tax payments, made before the due date (without regard to extensions) of the original return are considered paid on the due date. For example, income tax withheld during the year is considered paid on the due date of the return, April 15 for most taxpayers.

Example 1. You made estimated tax payments of \$500 and got an automatic extension of time to August 15, 2003, to file your 2002 income tax return. When you filed your return on that date, you paid an additional \$200 tax. On August 15, 2006, you filed an amended return and claimed a refund of \$700. Because you filed your claim within 3 years after you filed your original return, you can get a refund of up to \$700, the tax paid within the 3 years plus the 4-month extension period immediately before you filed the claim.

Example 2. The situation is the same as in *Example 1*, except you filed your return on October 27, 2003, 2½ months after the extension period ended. You paid an additional \$200 on that date. On October 27, 2006, you filed an amended return and claimed a refund of \$700. Although you filed your claim within 3 years from the date you filed your original return, the refund was limited to \$200, the tax paid within the 3 years plus the 4-month extension period immediately before you filed the claim. The estimated tax of \$500 paid before that period cannot be refunded or credited.

If you file a claim more than 3 years after you file your return, the credit or refund cannot be more than the tax you paid within the 2 years immediately before you file the claim.

Example. You filed your 2002 tax return on April 15, 2003. You paid taxes of \$500. On November 3, 2004, after an examination of your 2002 return, you had to pay an additional tax of \$200. On May 10, 2006, you file a claim for a refund of \$300. However, because you filed your claim more than 3 years after you filed your return, your refund will be limited to the \$200 you paid during the 2 years immediately before you filed your claim.

Financially disabled. The time periods for claiming a refund are suspended for the period in which you are financially disabled. For a joint income tax return, only one spouse has to be financially disabled for the time period to be suspended. You are financially disabled if you

are unable to manage your financial affairs because of a medically determinable physical or mental impairment which can be expected to result in death or which has lasted or can be expected to last for a continuous period of not less than 12 months. However, you are not treated as financially disabled during any period your spouse or any other person is authorized to act on your behalf in financial matters.

To claim that you are financially disabled, you must send in the following written statements with your claim for refund.

1. A statement from your qualified physician that includes:
 - a. The name and a description of your physical or mental impairment,
 - b. The physician's medical opinion that the impairment prevented you from managing your financial affairs,
 - c. The physician's medical opinion that the impairment was or can be expected to result in death, or that its duration has lasted, or can be expected to last, at least 12 months,
 - d. The specific time period (to the best of the physician's knowledge), and
 - e. The following certification signed by the physician: "I hereby certify that, to the best of my knowledge and belief, the above representations are true, correct, and complete."
2. A statement made by the person signing the claim for credit or refund that no person, including your spouse, was authorized to act on your behalf in financial matters during the period of disability (or the exact dates that a person was authorized to act for you).

Exceptions for special types of refunds. If you file a claim for one of the items listed below, the dates and limits discussed earlier may not apply. These items, and where to get more information, are as follows.

- Bad debt. (See *Nonbusiness Bad Debts* in chapter 14.)
- Worthless security. (See *Worthless securities* in chapter 14.)
- Foreign tax paid or accrued. (See Publication 514, *Foreign Tax Credit for Individuals*.)
- Net operating loss carryback. (See Publication 536, *Net Operating Losses (NOLs) for Individuals, Estates, and Trusts*.)
- Carryback of certain business tax credits. (See Form 3800, *General Business Credit*.)
- Claim based on an agreement with the IRS extending the period for assessment of tax.

Processing claims for refund. Claims are usually processed shortly after they are filed. Your claim may be accepted as filed, disallowed, or subject to examination. If a claim is examined, the procedures are the same as in the examination of a tax return.

If your claim is disallowed, you will receive an explanation of why it was disallowed.

Taking your claim to court. You can sue for a refund in court, but you must first file a timely claim with the IRS. If the IRS disallows your claim or does not act on your claim within 6 months after you file it, you can then take your claim to court. For information on the burden of proof in a court proceeding, see Publication 556.

The IRS provides a fast method to move your claim to court if:

- You are filing a claim for a credit or refund based solely on contested income tax or on estate tax or gift tax issues considered in your previously examined returns, and
- You want to take your case to court instead of appealing it within the IRS.

When you file your claim with the IRS, you get the fast method by requesting in writing that your claim be immediately rejected. A notice of claim disallowance will then be promptly sent to you.

You have 2 years from the date of mailing of the notice of disallowance to file a refund suit in the United States District Court having jurisdiction or in the United States Court of Federal Claims.

Interest on refund. If you receive a refund because of your amended return, interest will be paid on it from the due date of your original return or the date you filed your original return, whichever is later, to the date you filed the amended return. However, if the refund is not made within 45 days after you file the amended return, interest will be paid up to the date the refund is paid.

Reduced refund. Your refund may be reduced by an additional tax liability that has been assessed against you.

Also, your refund may be reduced by amounts you owe for past-due child support, debts to another federal agency, or for state tax. If your spouse owes these debts, see *Offset against debts*, under *Refunds*, earlier, for the correct refund procedures to follow.

Effect on state tax liability. If your return is changed for any reason, it may affect your state income tax liability. This includes changes made as a result of an examination of your return by the IRS. Contact your state tax agency for more information.

Penalties

The law provides penalties for failure to file returns or pay taxes as required.

Civil Penalties

If you do not file your return and pay your tax by the due date, you may have to pay a penalty. You may also have to pay a penalty if you substantially understate your tax, understate a reportable transaction, file a frivolous return, or fail to supply your SSN or individual taxpayer identification number. If you provide fraudulent information on your return, you may have to pay a civil fraud penalty.

Filing late. If you do not file your return by the due date (including extensions), you may have

to pay a failure-to-file penalty. The penalty is usually 5% for each month or part of a month that a return is late, but not more than 25%. The penalty is based on the tax not paid by the due date (without regard to extensions).

Fraud. If your failure to file is due to fraud, the penalty is 15% for each month or part of a month that your return is late, up to a maximum of 75%.

Return over 60 days late. If you file your return more than 60 days after the due date or extended due date, the minimum penalty is the smaller of \$100 or 100% of the unpaid tax.

Exception. You will not have to pay the penalty if you show that you failed to file on time because of reasonable cause and not because of willful neglect.

Paying tax late. You will have to pay a failure-to-pay penalty of $\frac{1}{2}$ of 1% (.50%) of your unpaid taxes for each month, or part of a month, after the due date that the tax is not paid. This penalty does not apply during the automatic 6-month extension of time to file period if you paid at least 90% of your actual tax liability on or before the due date of your return and pay the balance when you file the return.

The monthly rate of the failure-to-pay penalty is half the usual rate (.25% instead of .50%) if an installment agreement is in effect for that month. You must have filed your return by the due date (including extensions) to qualify for this reduced penalty.

If a notice of intent to levy is issued, the rate will increase to 1% at the start of the first month beginning at least 10 days after the day that the notice is issued. If a notice and demand for immediate payment is issued, the rate will increase to 1% at the start of the first month beginning after the day that the notice and demand is issued.

This penalty cannot be more than 25% of your unpaid tax. You will not have to pay the penalty if you can show that you had a good reason for not paying your tax on time.

Combined penalties. If both the failure-to-file penalty and the failure-to-pay penalty (discussed earlier) apply in any month, the 5% (or 15%) failure-to-file penalty is reduced by the failure-to-pay penalty. However, if you file your return more than 60 days after the due date or extended due date, the minimum penalty is the smaller of \$100 or 100% of the unpaid tax.

Accuracy-related penalty. You may have to pay an accuracy-related penalty if you underpay your tax because:

1. You show negligence or disregard of the rules or regulations, or
2. You substantially understate your income tax.

The penalty is equal to 20% of the underpayment. The penalty will not be figured on any part of an underpayment on which the fraud penalty (discussed later) is charged.

Negligence or disregard. The term “negligence” includes a failure to make a reasonable attempt to comply with the tax law or to exercise

ordinary and reasonable care in preparing a return. Negligence also includes failure to keep adequate books and records. You will not have to pay a negligence penalty if you have a reasonable basis for a position you took.

The term “disregard” includes any careless, reckless, or intentional disregard.

Adequate disclosure. You can avoid the penalty for disregard of rules or regulations if you adequately disclose on your return a position that has at least a reasonable basis. See *Disclosure statement*, later.

This exception will not apply to an item that is attributable to a tax shelter. In addition, it will not apply if you fail to keep adequate books and records, or substantiate items properly.

Substantial understatement of income tax. You understate your tax if the tax shown on your return is less than the correct tax. The understatement is substantial if it is more than the larger of 10% of the correct tax or \$5,000. However, the amount of the understatement may be reduced to the extent the understatement is due to:

1. Substantial authority, or
2. Adequate disclosure and a reasonable basis.

If an item on your return is attributable to a tax shelter, there is no reduction for an adequate disclosure. However, there is a reduction for a position with substantial authority, but only if you reasonably believed that your tax treatment was more likely than not the proper treatment.

Substantial authority. Whether there is or was substantial authority for the tax treatment of an item depends on the facts and circumstances. Some of the items that may be considered are court opinions, Treasury regulations, revenue rulings, revenue procedures, and notices and announcements issued by the IRS and published in the Internal Revenue Bulletin that involve the same or similar circumstances as yours.

Disclosure statement. To adequately disclose the relevant facts about your tax treatment of an item, use Form 8275, *Disclosure Statement*. You must also have a reasonable basis for treating the item the way you did.

In cases of substantial understatement only, items that meet the requirements of Revenue Procedure 2004-73 (or later update) are considered adequately disclosed on your return without filing Form 8275.

Use Form 8275-R, *Regulation Disclosure Statement*, to disclose items or positions contrary to regulations.

Reasonable cause. You will not have to pay a penalty if you show a good reason (reasonable cause) for the way you treated an item. You must also show that you acted in good faith.

Frivolous return. You may have to pay a penalty of \$500 if you file a frivolous return. A frivolous return is one that does not include enough information to figure the correct tax or that contains information clearly showing that the tax you reported is substantially incorrect.

You will have to pay the penalty if you filed this kind of return because of a frivolous position on your part or a desire to delay or interfere with the administration of federal income tax laws. This includes altering or striking out the preprinted language above the space provided for your signature.

This penalty is added to any other penalty provided by law.

The penalty must be paid in full upon notice and demand from IRS even if you protest the penalty.

Fraud. If there is any underpayment of tax on your return due to fraud, a penalty of 75% of the underpayment due to fraud will be added to your tax.

Joint return. The fraud penalty on a joint return does not apply to a spouse unless some part of the underpayment is due to the fraud of that spouse.

Failure to supply social security number. If you do not include your SSN or the SSN of another person where required on a return, statement, or other document, you will be subject to a penalty of \$50 for each failure. You will also be subject to a penalty of \$50 if you do not give your SSN to another person when it is required on a return, statement, or other document.

For example, if you have a bank account that earns interest, you must give your SSN to the bank. The number must be shown on the Form 1099-INT or other statement the bank sends you. If you do not give the bank your SSN, you will be subject to the \$50 penalty. (You also may be subject to “backup” withholding of income tax. See chapter 4.)

You will not have to pay the penalty if you are able to show that the failure was due to reasonable cause and not willful neglect.

Failure to furnish tax shelter registration number. A person who sells (or otherwise transfers) to you an interest in a tax shelter must give you the tax shelter registration number or be subject to a \$100 penalty. If you claim any deduction, credit, or other tax benefit because of the tax shelter, you must attach Form 8271, *Investor Reporting of Tax Shelter Registration Number*, to your return to report this number. You will have to pay a penalty of \$250 for each failure to report a tax shelter registration number on your return. The penalty can be excused if you have a reasonable cause for not reporting the number.

Criminal Penalties

You may be subject to criminal prosecution (brought to trial) for actions such as:

1. Tax evasion,
2. Willful failure to file a return, supply information, or pay any tax due,
3. Fraud and false statements, or
4. Preparing and filing a fraudulent return.

2.

Filing Status

What's New for 2005

Head of household. Beginning in 2005, you will use new rules to determine whether someone is your qualifying person so you can claim head of household filing status. To be your qualifying person, a child generally must be your "qualifying child." See *Head of Household*.

Katrina Emergency Tax Relief Act of 2005. This Act provides tax relief for persons affected by Hurricane Katrina. Under the Act, you may be able to maintain head of household filing status. See Publication 4492.

Introduction

This chapter helps you determine which filing status to use. There are five filing statuses:

- Single,
- Married Filing Jointly,
- Married Filing Separately,
- Head of Household, and
- Qualifying Widow(er) With Dependent Child.



If more than one filing status applies to you, choose the one that will give you the lowest tax.

You must determine your filing status before you can determine your filing requirements (chapter 1), standard deduction (chapter 20), and correct tax (chapter 30). You also use your filing status in determining whether you are eligible to claim certain deductions and credits.

Useful Items

You may want to see:

Publication

- 501** Exemptions, Standard Deduction, and Filing Information
- 519** U.S. Tax Guide for Aliens
- 555** Community Property

Marital Status

In general, your filing status depends on whether you are considered unmarried or married. A marriage means only a legal union between a man and a woman as husband and wife.

Unmarried persons. You are considered unmarried for the whole year if, on the last day of

your tax year, you are unmarried or legally separated from your spouse under a divorce or separate maintenance decree. State law governs whether you are married or legally separated under a divorce or separate maintenance decree.

Divorced persons. If you are divorced under a final decree by the last day of the year, you are considered unmarried for the whole year.

Divorce and remarriage. If you obtain a divorce in one year for the sole purpose of filing tax returns as unmarried individuals, and at the time of divorce you intended to and did remarry each other in the next tax year, you and your spouse must file as married individuals.

Annulled marriages. If you obtain a court decree of annulment, which holds that no valid marriage ever existed, you are considered unmarried even if you filed joint returns for earlier years. You must file Form 1040X, Amended U.S. Individual Income Tax Return, claiming single or head of household status for each tax year affected by the annulment that is not closed by the statute of limitations for filing a tax return. The statute of limitations generally does not expire until 3 years after your original return was filed.

Head of household or qualifying widow(er) with dependent child. If you are considered unmarried, you may be able to file as a head of household or as a qualifying widow(er) with a dependent child. See *Head of Household* and *Qualifying Widow(er) With Dependent Child* to see if you qualify.

Married persons. If you are considered married for the whole year, you and your spouse can file a joint return, or you can file separate returns.

Considered married. You are considered married for the whole year if on the last day of your tax year you and your spouse meet any one of the following tests.

1. You are married and living together as husband and wife.
2. You are living together in a common law marriage that is recognized in the state where you now live or in the state where the common law marriage began.
3. You are married and living apart, but not legally separated under a decree of divorce or separate maintenance.
4. You are separated under an interlocutory (not final) decree of divorce. For purposes of filing a joint return, you are not considered divorced.

Spouse died. If your spouse died during the year, you are considered married for the whole year for filing status purposes.

If you did not remarry before the end of the tax year, you can file a joint return for yourself and your deceased spouse. For the next 2 years, you may be entitled to the special benefits described later under *Qualifying Widow(er) With Dependent Child*.

If you remarried before the end of the tax year, you can file a joint return with your new

spouse. Your deceased spouse's filing status is married filing separately for that year.

Married persons living apart. If you live apart from your spouse and meet certain tests, you may be considered unmarried. If this applies to you, you can file as head of household even though you are not divorced or legally separated. If you qualify to file as head of household instead of as married filing separately, your standard deduction will be higher. Also, your tax may be lower, and you may be able to claim the earned income credit. See *Head of Household*, later.

Single

Your filing status is single if, on the last day of the year, you are unmarried or legally separated from your spouse under a divorce or separate maintenance decree, and you do not qualify for another filing status. To determine your marital status on the last day of the year, see *Marital Status*, earlier.

Your filing status may be single if you were widowed before January 1, 2005, and did not remarry in 2005. However, you might be able to use another filing status that will give you a lower tax. See *Head of Household* and *Qualifying Widow(er) With Dependent Child* to see if you qualify.

How to file. You can file Form 1040EZ (if you have no dependents, are under 65 and not blind, and meet other requirements), Form 1040A, or Form 1040. If you file Form 1040A or Form 1040, show your filing status as single by checking the box on line 1. Use the *Single* column of the Tax Table or Section A of the Tax Computation Worksheet to figure your tax.

Married Filing Jointly

You can choose married filing jointly as your filing status if you are married and both you and your spouse agree to file a joint return. On a joint return, you report your combined income and deduct your combined allowable expenses. You can file a joint return even if one of you had no income or deductions.

If you and your spouse decide to file a joint return, your tax may be lower than your combined tax for the other filing statuses. Also, your standard deduction (if you do not itemize deductions) may be higher, and you may qualify for tax benefits that do not apply to other filing statuses.



If you and your spouse each have income, you may want to figure your tax both on a joint return and on separate returns (using the filing status of married filing separately). Choose the method that gives the two of you the lower combined tax.

How to file. If you file as married filing jointly, you can use Form 1040 or Form 1040A. If you have no dependents, are under 65 and not blind, and meet other requirements, you can file Form 1040EZ. If you file Form 1040 or Form 1040A, show this filing status by checking the box on line 2. Use the *Married filing jointly* column of the

Tax Table or Section B of the Tax Computation Worksheet to figure your tax.

Spouse died during the year. If your spouse died during the year, you are considered married for the whole year and can choose married filing jointly as your filing status. See *Spouse died*, earlier, for more information.

Divorced persons. If you are divorced under a final decree by the last day of the year, you are considered unmarried for the whole year and you cannot choose married filing jointly as your filing status.

Filing a Joint Return

Both you and your spouse must include all of your income, exemptions, and deductions on your joint return.

Accounting period. Both of you must use the same accounting period, but you can use different accounting methods. See *Accounting Periods* and *Accounting Methods* in chapter 1.

Joint responsibility. Both of you may be held responsible, jointly and individually, for the tax and any interest or penalty due on your joint return. One spouse may be held responsible for all the tax due even if all the income was earned by the other spouse.

Divorced taxpayer. You may be held jointly and individually responsible for any tax, interest, and penalties due on a joint return filed before your divorce. This responsibility may apply even if your divorce decree states that your former spouse will be responsible for any amounts due on previously filed joint returns.

Relief from joint liability. In some cases, one spouse may be relieved of joint liability for tax, interest, and penalties on a joint return for items of the other spouse that were incorrectly reported on the joint return. You can ask for relief no matter how small the liability.

There are three types of relief available.

1. Innocent spouse relief, which applies to all joint filers.
2. Separation of liability, which applies to joint filers who are divorced, widowed, legally separated, or have not lived together for the 12 months ending on the date election of this relief is filed.
3. Equitable relief, which applies to all joint filers who do not qualify for innocent spouse relief or separation of liability and to married couples filing separate returns in community property states.

You must file Form 8857, Request for Innocent Spouse Relief, to request any of these kinds of relief. Publication 971, Innocent Spouse Relief, explains these kinds of relief and who may qualify for them.

Signing a joint return. For a return to be considered a joint return, both husband and wife generally must sign the return.

Spouse died before signing. If your spouse died before signing the return, the executor or administrator must sign the return for your spouse. If neither you nor anyone else has yet been appointed as executor or administrator, you can sign the return for your spouse and

enter "Filing as surviving spouse" in the area where you sign the return.

Spouse away from home. If your spouse is away from home, you should prepare the return, sign it, and send it to your spouse to sign so that it can be filed on time.

Injury or disease prevents signing. If your spouse cannot sign because of disease or injury and tells you to sign, you can sign your spouse's name in the proper space on the return followed by the words "By (your name), Husband (or Wife)." Be sure to also sign in the space provided for your signature. Attach a dated statement, signed by you, to the return. The statement should include the form number of the return you are filing, the tax year, the reason your spouse cannot sign, and that your spouse has agreed to your signing for him or her.

Signing as guardian of spouse. If you are the guardian of your spouse who is mentally incompetent, you can sign the return for your spouse as guardian.

Spouse in combat zone. If your spouse is unable to sign the return because he or she is serving in a combat zone (such as the Persian Gulf Area, Yugoslavia, or Afghanistan), or a qualified hazardous duty area (Bosnia and Herzegovina, Croatia, and Macedonia), and you do not have a power of attorney or other statement, you can sign for your spouse. Attach a signed statement to your return that explains that your spouse is serving in a combat zone. For more information on special tax rules for persons who are serving in a combat zone, or who are in missing status as a result of serving in a combat zone, get Publication 3, Armed Forces' Tax Guide.

Other reasons spouse cannot sign. If your spouse cannot sign the joint return for any other reason, you can sign for your spouse only if you are given a valid power of attorney (a legal document giving you permission to act for your spouse). Attach the power of attorney (or a copy of it) to your tax return. You can use Form 2848, Power of Attorney and Declaration of Representative.

Nonresident alien or dual-status alien. A joint return generally cannot be filed if either spouse is a nonresident alien at any time during the tax year. However, if one spouse was a nonresident alien or dual-status alien who was married to a U.S. citizen or resident at the end of the year, the spouses can choose to file a joint return. If you do file a joint return, you and your spouse are both treated as U.S. residents for the entire tax year. For information on this choice, see chapter 1 of Publication 519.

Married Filing Separately

You can choose married filing separately as your filing status if you are married. This filing status may benefit you if you want to be responsible only for your own tax or if it results in less tax than filing a joint return.

If you and your spouse do not agree to file a joint return, you may have to use this filing status

unless you qualify for head of household status, discussed next.

You may be able to choose head of household filing status if you live apart from your spouse, meet certain tests, and are considered unmarried (explained later, under *Head of Household*). This can apply to you even if you are not divorced or legally separated. If you qualify to file as head of household, instead of as married filing separately, your tax may be lower, you may be able to claim the earned income credit and certain other credits, and your standard deduction will be higher. The head of household filing status allows you to choose the standard deduction even if your spouse chooses to itemize deductions. See *Head of Household*, later, for more information.



Unless you are required to file separately, you should figure your tax both ways (on a joint return and on separate returns). This way you can make sure you are using the filing status that results in the lowest combined tax. However, you will generally pay more combined tax on separate returns than you would on a joint return for the reasons listed under Special Rules, later.

How to file. If you file a separate return, you generally report only your own income, exemptions, credits, and deductions on your individual return. You can claim an exemption for your spouse if your spouse had no gross income and was not the dependent of another person. However, if your spouse had any gross income or was the dependent of someone else, you cannot claim an exemption for him or her on your separate return.

If you file as married filing separately, you can use Form 1040A or Form 1040. Select this filing status by checking the box on line 3 of either form. You also must enter your spouse's social security number and full name in the spaces provided. Use the *Married filing separately* column of the Tax Table or Section C of the Tax Computation Worksheet to figure your tax.

Special Rules

If you choose married filing separately as your filing status, the following special rules apply. Because of these special rules, you will usually pay more tax on a separate return than if you used another filing status that you qualify for.

1. Your tax rate generally will be higher than it would be on a joint return.
2. Your exemption amount for figuring the alternative minimum tax will be half that allowed to a joint return filer.
3. You cannot take the credit for child and dependent care expenses in most cases, and the amount that you can exclude from income under an employer's dependent care assistance program is limited to \$2,500 (instead of \$5,000 if you filed a joint return). For more information about these expenses, the credit, and the exclusion, see chapter 32.
4. You cannot take the earned income credit.
5. You cannot take the exclusion or credit for adoption expenses in most cases.

6. You cannot take the education credits (the Hope credit and the lifetime learning credit), the deduction for student loan interest, or the tuition and fees deduction.
7. You cannot exclude any interest income from qualified U.S. savings bonds that you used for higher education expenses.
8. If you lived with your spouse at any time during the tax year:
 - a. You cannot claim the credit for the elderly or the disabled.
 - b. You will have to include in income more (up to 85%) of any social security or equivalent railroad retirement benefits you received, and
 - c. You cannot roll over amounts from a traditional IRA into a Roth IRA.
9. The following deductions and credits are reduced at income levels that are half those for a joint return:
 - a. The child tax credit,
 - b. The retirement savings contributions credit,
 - c. Itemized deductions, and
 - d. The deduction for personal exemptions.
10. Your capital loss deduction limit is \$1,500 (instead of \$3,000 if you filed a joint return).
11. If your spouse itemizes deductions, you cannot claim the standard deduction. If you can claim the standard deduction, your basic standard deduction is half the amount allowed on a joint return.

Individual retirement arrangements (IRAs).

You may not be able to deduct all or part of your contributions to a traditional IRA if you or your spouse was covered by an employee retirement plan at work during the year. Your deduction is reduced or eliminated if your income is more than a certain amount. This amount is much lower for married individuals who file separately and lived together at any time during the year. For more information, see *How Much Can You Deduct* in chapter 17.

Rental activity losses. If you actively participated in a passive rental real estate activity that produced a loss, you generally can deduct the loss from your nonpassive income, up to \$25,000. This is called a special allowance. However, married persons filing separate returns who lived together at any time during the year cannot claim this special allowance. Married persons filing separate returns who lived apart at all times during the year are each allowed a \$12,500 maximum special allowance for losses from passive real estate activities. See *Limits on Rental Losses* in chapter 9.

Community property states. If you live in Arizona, California, Idaho, Louisiana, Nevada, New Mexico, Texas, Washington, or Wisconsin and file separately, your income may be considered separate income or community income for income tax purposes. See Publication 555.

Joint Return After Separate Returns

You can change your filing status by filing an amended return using Form 1040X.

If you or your spouse (or both of you) file a separate return, you generally can change to a joint return any time within 3 years from the due date of the separate return or returns. This does not include any extensions. A separate return includes a return filed by you or your spouse claiming married filing separately, single, or head of household filing status.

Separate Returns After Joint Return

Once you file a joint return, you cannot choose to file separate returns for that year after the due date of the return.

Exception. A personal representative for a decedent can change from a joint return elected by the surviving spouse to a separate return for the decedent. The personal representative has 1 year from the due date of the return to make the change. See Publication 559 for more information on filing a return for a decedent.

Head of Household

You may be able to file as head of household if you meet all the following requirements.

1. You are unmarried or “considered unmarried” on the last day of the year.
2. You paid more than half the cost of keeping up a home for the year.
3. A “qualifying person” lived with you in the home for more than half the year (except for temporary absences, such as school). However, if the “qualifying person” is your dependent parent, he or she does not have to live with you. See *Special rule for parent*, later, under *Qualifying Person*.



TIP If you qualify to file as head of household, your tax rate usually will be lower than the rates for single or married filing separately. You will also receive a higher standard deduction than if you file as single or married filing separately.

Kidnapped child. A child may qualify you to file as head of household even if the child has been kidnapped. For more information, see Publication 501.

How to file. If you file as head of household, you can use either Form 1040A or Form 1040. Indicate your choice of this filing status by checking the box on line 4 of either form. Use the *Head of household* column of the Tax Table or Section D of the Tax Computation Worksheet to figure your tax.

Considered Unmarried

To qualify for head of household status, you must be either unmarried or considered unmarried on the last day of the year. You are considered unmarried on the last day of the tax year if you meet all the following tests.

1. You file a separate return, defined earlier under *Joint Return After Separate Returns*.
2. You paid more than half the cost of keeping up your home for the tax year.
3. Your spouse did not live in your home during the last 6 months of the tax year. Your spouse is considered to live in your home even if he or she is temporarily absent due to special circumstances. See *Temporary absences*, under *Qualifying Person*, later.
4. Your home was the main home of your child, stepchild, or eligible foster child for more than half the year. (See *Home of qualifying person*, under *Qualifying Person*, later, for rules applying to a child’s birth, death, or temporary absence during the year.)
5. You must be able to claim an exemption for the child. However, you meet this test if you cannot claim the exemption only because the noncustodial parent can claim the child using the rules described in *Children of divorced or separated parents* under *Qualifying Child* in chapter 3, or in *Support Test for Children of Divorced or Separated Parents* under *Qualifying Relative* in chapter 3. The general rules for claiming an exemption for a dependent are explained under *Exemptions for Dependents* in chapter 3.



CAUTION If you were considered married for part of the year and lived in a community property state (listed earlier under *Married Filing Separately*), special rules may apply in determining your income and expenses. See Publication 555 for more information.

Nonresident alien spouse. You are considered unmarried for head of household purposes if your spouse was a nonresident alien at any time during the year and you do not choose to treat your nonresident spouse as a resident alien. However, your spouse is not a qualifying person for head of household purposes. You must have another qualifying person and meet the other tests to be eligible to file as a head of household.

Earned income credit. Even if you are considered unmarried for head of household purposes because you are married to a nonresident alien, you are still considered married for purposes of the earned income credit (unless you meet the five tests listed earlier). You are not entitled to the credit unless you file a joint return with your spouse and meet other qualifications. See chapter 36 for more information.

Choice to treat spouse as resident. You are considered married if you choose to treat your spouse as a resident alien.

Keeping Up a Home

To qualify for head of household status, you must pay more than half of the cost of keeping up a home for the year. You can determine whether you paid more than half of the cost of keeping up a home by using the worksheet shown on the next page.

Cost of Keeping Up a Home



	Amount You Paid	Total Cost
Property taxes	\$ _____	\$ _____
Mortgage interest expense	_____	_____
Rent	_____	_____
Utility charges	_____	_____
Upkeep and repairs	_____	_____
Property insurance	_____	_____
Food consumed on the premises	_____	_____
Other household expenses	_____	_____
Totals	\$ _____	\$ _____
Minus total amount you paid		(_____)
Amount others paid		\$ _____

If the total amount you paid is more than the amount others paid, you meet the requirement of paying more than half the cost of keeping up the home.

Costs you include. Include in the cost of upkeep expenses such as rent, mortgage interest, real estate taxes, insurance on the home, repairs, utilities, and food eaten in the home.

Costs you do not include. Do not include in the cost of upkeep expenses such as clothing, education, medical treatment, vacations, life insurance, or transportation. Also, do not include the rental value of a home you own or the value of your services or those of a member of your household.

Qualifying Person

See Table 2-1 to see who is a qualifying person. Any person not described in Table 2-1 is not a qualifying person.

Home of qualifying person. Generally, the qualifying person must live with you for more than half of the year.

Special rule for parent. If your qualifying person is your father or mother, you may be eligible to file as head of household even if your father or mother does not live with you. However, you must be able to claim an exemption for your father or mother. Also, you must pay more than half the cost of keeping up a home that was

the main home for the entire year for your father or mother. You are keeping up a main home for your father or mother if you pay more than half the cost of keeping your parent in a rest home or home for the elderly.

Temporary absences. You and your qualifying person are considered to live together even if one or both of you are temporarily absent from your home due to special circumstances such as illness, education, business, vacation, or military service. It must be reasonable to assume that the absent person will return to the home after the temporary absence. You must continue to keep up the home during the absence.

Death or birth. You may be eligible to file as head of household if the individual who qualifies you for this filing status is born or dies during the year. You must have provided more than half of the cost of keeping up a home that was the individual's main home for more than half the year or, if less, the period during which the individual lived.

Example. You are unmarried. Your mother, for whom you can claim an exemption, lived in an apartment by herself. She died on September 2. The cost of the upkeep of her apartment

Table 2-1. Who Is a Qualifying Person for Filing as Head of Household?¹

Caution: See the text of this chapter for the other requirements you must meet to claim head of household filing status.

IF the person is your . . .	AND . . .	THEN that person is . . .
qualifying child (such as a son, daughter, or grandchild who lived with you more than half the year and meets certain other tests) ²	he or she is single	a qualifying person, whether or not you can claim an exemption for the person.
	he or she is married <u>and</u> you can claim an exemption for him or her	a qualifying person.
	he or she is married <u>and</u> you cannot claim an exemption for him or her	not a qualifying person. ³
qualifying relative ⁴ who is your father or mother	you can claim an exemption for him or her	a qualifying person. ⁵
	you cannot claim an exemption for him or her	not a qualifying person.
qualifying relative ⁴ other than your father or mother (such as a grandparent, brother, or sister who meets certain tests) ⁶	he or she lived with you more than half the year, <u>and</u> you can claim an exemption for him or her ⁷	a qualifying person.
	he or she did not live with you more than half the year	not a qualifying person.
	you cannot claim an exemption for him or her	not a qualifying person.

¹A person cannot qualify more than one taxpayer to use the head of household filing status for the year.

²The term "qualifying child" is defined under *Exemptions for Dependents* in chapter 3. **Note:** If you are a noncustodial parent, the term "qualifying child" for head of household filing status does not include a child who is your qualifying child for exemption purposes only because of the rules described under *Children of divorced or separated parents* under *Qualifying Child* in chapter 3. If you are the custodial parent and those rules apply, the child generally is your qualifying child for head of household filing status even though the child is not a qualifying child for whom you can claim an exemption.

³This person is a qualifying person if the requirements described under *Married child* in this chapter are met.

⁴The term "qualifying relative" is defined under *Exemptions for Dependents* in chapter 3.

⁵See *Special rule for parent* in this chapter for an additional requirement.

⁶A person who is your qualifying relative only because he or she lived with you all year as a member of your household is not a qualifying person.

⁷If you can claim an exemption for a person only because of a multiple support agreement, that person is not a qualifying person. See *Multiple Support Agreement*, in chapter 3.

for the year until her death was \$6,000. You paid \$4,000 and your brother paid \$2,000. Your brother made no other payments toward your mother's support. Your mother had no income. Because you paid more than half the cost of keeping up your mother's apartment from January 1 until her death, and you can claim an exemption for her, you can file as a head of household.

Married child. Your child who is married at the end of the year generally cannot be your qualifying person unless you can claim the child as a dependent. However, the child is a qualifying person if all three of the following requirements are met.

- The child is your qualifying child (as defined under *Exemptions for Dependents*) in chapter 3.
- The child does not file a joint return, unless the return is filed only as a claim for refund and no tax liability would exist for either spouse if they had filed separate returns.
- The child is a U.S. citizen or resident, or a resident of Canada or Mexico. (This requirement is met if you are a U.S. citizen and the child is an adopted child who lived with you all year as a member of your household.)

Qualifying Widow(er) With Dependent Child

If your spouse died in 2005, you can use married filing jointly as your filing status for 2005 if you otherwise qualify to use that status. The year of death is the last year for which you can file jointly with your deceased spouse. See *Married Filing Jointly*, earlier.

You may be eligible to use qualifying widow(er) with dependent child as your filing status for 2 years following the year your spouse died. For example, if your spouse died in 2004, and you have not remarried, you may be able to use this filing status for 2005 and 2006.

This filing status entitles you to use joint return tax rates and the highest standard deduction amount (if you do not itemize deductions). This status does not entitle you to file a joint return.

How to file. If you file as qualifying widow(er) with dependent child, you can use either Form 1040A or Form 1040. Indicate your filing status by checking the box on line 5 of either form. Use the *Married filing jointly* column of the Tax Table or Section B of the Tax Computation Worksheet to figure your tax.

Eligibility rules. You are eligible to file your 2005 return as a qualifying widow(er) with dependent child if you meet all of the following tests.

1. You were entitled to file a joint return with your spouse for the year your spouse died. It does not matter whether you actually filed a joint return.
2. Your spouse died in 2003 or 2004 and you did not remarry before the end of 2005.
3. You have a child or stepchild for whom you can claim an exemption (This does not include a foster child).
4. You paid more than half the cost of keeping up a home that is the main home for you and that child for the entire year, except for temporary absences. See *Temporary absences* and *Keeping Up a Home*, discussed earlier under *Head of Household*.



As mentioned earlier, this filing status is only available for 2 years following the year your spouse died.

Example. John Reed's wife died in 2003. John has not remarried. During 2004 and 2005, he continued to keep up a home for himself and his child (for whom he can claim an exemption). For 2003 he was entitled to file a joint return for himself and his deceased wife. For 2004 and 2005, he can file as qualifying widower with a dependent child. After 2005 he can file as head of household if he qualifies.

Death or birth. You may be eligible to file as a qualifying widow(er) with dependent child if the child who qualifies you for this filing status is born or dies during the year. You must have provided more than half of the cost of keeping up a home that was the child's main home during the entire part of the year he or she was alive.

3.

Personal Exemptions and Dependents

What's New for 2005

Exemption for dependent. Beginning in 2005, you will use new rules to determine whether you can claim an exemption for a dependent. You can claim an exemption for a "qualifying child" or a "qualifying relative." See *Exemptions for Dependents*.

Exemption amount. The amount you can deduct for each exemption has increased from \$3,100 in 2004 to \$3,200 in 2005.

Exemption phaseout. You lose all or part of the benefit of your exemptions if your adjusted gross income is above a certain amount. The amount at which this phaseout begins depends on your filing status. For 2005, the phaseout begins at \$109,475 for married persons filing separately, \$145,950 for single individuals, \$182,450 for heads of household, and \$218,950 for married persons filing jointly or qualifying widow(er)s. See *Phaseout of Exemptions*, later.

Katrina Emergency Tax Relief Act of 2005. This Act provides tax relief for persons affected by Hurricane Katrina. Under the Act, you may be able to claim a \$500 exemption if you housed an individual displaced by Hurricane Katrina. You may also be able to claim a student even if he or she was prevented from completing the normal school term. See Publication 4492.

Introduction

This chapter discusses exemptions. The following topics will be explained.

- Personal exemptions — You generally can take one for yourself and, if you are married, one for your spouse.
- Exemptions for dependents — You generally can take an exemption for each of your dependents. A dependent is your qualifying child or qualifying relative. If you are entitled to claim an exemption for a dependent, that dependent cannot claim a personal exemption on his or her own tax return.
- Phaseout of exemptions — You get less of a deduction when your adjusted gross income goes above a certain amount.

- Social security number (SSN) requirement for dependents — You must list the social security number of any dependent for whom you claim an exemption.

Deduction. Exemptions reduce your taxable income. Generally, you can deduct \$3,200 for each exemption you claim in 2005. But, you may lose the benefit of part or all of your exemptions if your adjusted gross income is above a certain amount. See *Phaseout of Exemptions*, later.

How you claim an exemption. How you claim an exemption on your tax return depends on which form you file.

If you file Form 1040EZ, the exemption amount is combined with the standard deduction amount and entered on line 5.

If you file Form 1040A or Form 1040, follow the instructions for the form. The total number of exemptions you can claim is the total in the box on line 6d. Also complete line 26 (Form 1040A) or line 42 (Form 1040) by multiplying the total number of exemptions shown in the box on line 6d by \$3,200. If your adjusted gross income is more than \$109,475, see *Phaseout of Exemptions*, later.

Useful Items

You may want to see:

Publication

- 501** Exemptions, Standard Deduction, and Filing Information

Form (and Instructions)

- 2120** Multiple Support Declaration
- 8332** Release of Claim to Exemption for Child of Divorced or Separated Parents

Exemptions

There are two types of exemptions: personal exemptions and exemptions for dependents. While each is worth the same amount (\$3,200 for 2005), different rules apply to each type.

Personal Exemptions

You are generally allowed one exemption for yourself and, if you are married, one exemption for your spouse. These are called personal exemptions.

Your Own Exemption

You can take one exemption for yourself unless you can be claimed as a dependent by another taxpayer. If another taxpayer is entitled to claim you as a dependent, you cannot take an exemption for yourself even if the other taxpayer does not actually claim you as a dependent.

Your Spouse's Exemption

Your spouse is never considered your dependent.

Joint return. On a joint return you can claim one exemption for yourself and one for your spouse.

Separate return. If you file a separate return, you can claim the exemption for your spouse only if your spouse had no gross income, is not filing a return, and was not the dependent of another taxpayer. This is true even if the other taxpayer does not actually claim your spouse as a dependent. This is also true if your spouse is a nonresident alien.

Death of spouse. If your spouse died during the year, you generally can claim your spouse's exemption under the rules just explained under *Joint return and Separate return*.

If you remarried during the year, you cannot take an exemption for your deceased spouse.

If you are a surviving spouse without gross income and you remarry in the year your spouse died, you can be claimed as an exemption on both the final separate return of your deceased spouse and the separate return of your new spouse for that year. If you file a joint return with your new spouse, you can be claimed as an exemption only on that return.

Divorced or separated spouse. If you obtained a final decree of divorce or separate maintenance by the end of the year, you cannot take your former spouse's exemption. This rule applies even if you provided all of your former spouse's support.

Exemptions for Dependents

You are allowed one exemption for each person you can claim as a dependent. You can claim an exemption for a dependent even if your dependent files a return.

Beginning in 2005, the term "dependent" means:

- A qualifying child, or
- A qualifying relative.

The terms "qualifying child" and "qualifying relative" are defined later.

You can claim an exemption for a qualifying child or qualifying relative only if these three tests are met.

1. Dependent taxpayer test.
2. Joint return test.
3. Citizen or resident test.

These three tests are explained in detail later.

All the requirements for claiming an exemption for a dependent are summarized in Table 3-1.

Table 3-1. Overview of the Rules for Claiming an Exemption for a Dependent

Caution: This table is only an overview of the rules. For details, see the rest of this chapter.

<ul style="list-style-type: none"> You cannot claim any dependents if you, or your spouse if filing jointly, could be claimed as a dependent by another taxpayer. You cannot claim a married person who files a joint return as a dependent unless that joint return is only a claim for refund and there would be no tax liability for either spouse on separate returns. You cannot claim a person as a dependent unless that person is a U.S. citizen, U.S. resident, U.S. national, or a resident of Canada or Mexico, for some part of the year.¹ You cannot claim a person as a dependent unless that person is your qualifying child or qualifying relative. 	
Tests To Be a Qualifying Child	Tests To Be a Qualifying Relative
<ol style="list-style-type: none"> The child must be your son, daughter, stepchild, eligible foster child, brother, sister, half brother, half sister, stepbrother, stepsister, or a descendant of any of them. The child must be (a) under age 19 at the end of the year, (b) under age 24 at the end of the year and a full-time student, or (c) any age if permanently and totally disabled. The child must have lived with you for more than half of the year.² The child must not have provided more than half of his or her own support for the year. If the child meets the rules to be a qualifying child of more than one person, you must be the person entitled to claim the child as a qualifying child. 	<ol style="list-style-type: none"> The person cannot be your qualifying child or the qualifying child of anyone else. The person either (a) must be related to you in one of the ways listed under <i>Relatives who do not have to live with you</i>, or (b) must live with you all year as a member of your household.² The person's gross income for the year must be less than \$3,200.³ You must provide more than half of the person's total support for the year.⁴
<p>¹There is an exception for certain adopted children. ²There are exceptions for temporary absences, children who were born or died during the year, children of divorced or separated parents, and kidnapped children. ³There is an exception if the person is disabled and has income from a sheltered workshop. ⁴There is an exception for multiple support agreements.</p>	



Dependent not allowed a personal exemption. *If you can claim an exemption for your dependent, the dependent cannot claim his or her own exemption on his or her own tax return. This is true even if you do not claim the dependent's exemption on your return or if the exemption will be reduced or eliminated under the phaseout rule described under Phaseout of Exemptions, later.*

Housekeepers, maids, or servants. If these people work for you, you cannot claim exemptions for them.

Child tax credit. You may be entitled to a child tax credit for each qualifying child who was under age 17 at the end of the year. For more information, see the instructions in your tax forms package.

Dependent Taxpayer Test

If you could be claimed as a dependent by another person, you cannot claim anyone else as a dependent. Even if you have a qualifying child or qualifying relative, you cannot claim that person as a dependent.

If you are filing a joint return and your spouse could be claimed as a dependent by someone else, you and your spouse cannot claim any dependents on your joint return.

Joint Return Test

You generally cannot claim a married person as a dependent if he or she files a joint return.

Example. You supported your 18-year-old daughter, and she lived with you all year while her husband was in the Armed Forces. The couple files a joint return. Even though your daughter is your qualifying child, you cannot take an exemption for her.

Exception. The joint return test does not apply if a joint return is filed by the dependent and his or her spouse merely as a claim for refund and no tax liability would exist for either spouse on separate returns.

Example. Your son and his wife each had less than \$3,000 of wages and no unearned income. Neither is required to file a tax return. Taxes were taken out of their pay, so they filed a joint return to get a refund. You are not disqualified from claiming their exemptions just because they filed a joint return.

Citizen or Resident Test

You cannot claim a person as a dependent unless that person is a U.S. citizen, U.S. resident, U.S. national, or a resident of Canada or Mexico, for some part of the year. However, there is an exception for certain adopted children, as explained next.

Adopted child. If you are a U.S. citizen who has legally adopted a child who is not a U.S. citizen, U.S. resident, or U.S. national, this test is met if the child lived with you as a member of your household all year. This also applies if the child was lawfully placed with you for legal adoption.

Child's place of residence. Children usually are citizens or residents of the country of their parents.

If you were a U.S. citizen when your child was born, the child may be a U.S. citizen even if the other parent was a nonresident alien and the child was born in a foreign country. If so, this test is met.

Foreign students' place of residence. Foreign students brought to this country under a qualified international education exchange program and placed in American homes for a temporary period generally are not U.S. residents and do not meet this test. You cannot claim an exemption for them. However, if you provided a home for a foreign student, you may be able to take a charitable contribution deduction. See *Expenses Paid for Student Living With You* in chapter 24.

U.S. national. A U.S. national is an individual who, although not a U.S. citizen, owes his or her allegiance to the United States. U.S. nationals include American Samoans and Northern Mariana Islanders who chose to become U.S. nationals instead of U.S. citizens.

Qualifying Child

There are five tests that must be met for a child to be your qualifying child. The five tests are:

- Relationship,
- Age,
- Residency,
- Support, and
- Special test for qualifying child of more than one person.

These tests are explained next.

Relationship Test

To meet this test, a child must be:

- Your son, daughter, stepchild, eligible foster child, or a descendant (for example, your grandchild) of any of them, or
- Your brother, sister, half brother, half sister, stepbrother, stepsister, or a descendant (for example, your niece or nephew) of any of them.

Adopted child. An adopted child is always treated as your own child. The term “adopted child” includes a child who was lawfully placed with you for legal adoption.

Eligible foster child. An eligible foster child is an individual who is placed with you by an authorized placement agency or by judgment, decree, or other order of any court of competent jurisdiction.

Age Test

To meet this test, a child must be:

- Under age 19 at the end of the year,
- A full-time student under age 24 at the end of the year, or
- Permanently and totally disabled at any time during the year, regardless of age.

Example. Your son turned 19 on December 10. Unless he was disabled or a full-time student, he does not meet the age test because, at the end of the year, he was not **under** age 19.

Full-time student. A full-time student is a student who is enrolled for the number of hours or courses the school considers to be full-time attendance.

Student defined. To qualify as a student, your child must be, during some part of each of any 5 calendar months of the year:

1. A full-time student at a school that has a regular teaching staff, course of study, and a regularly enrolled student body at the school, or
2. A student taking a full-time, on-farm training course given by a school described in (1), or by a state, county, or local government agency.

The 5 calendar months do not have to be consecutive.

School defined. A school can be an elementary school, junior and senior high school, college, university, or technical, trade, or mechanical school. However, an on-the-job training course, correspondence school, or Internet school does not count as a school.

Vocational high school students. Students who work on “co-op” jobs in private industry as a part of a school’s regular course of classroom and practical training are considered full-time students.

Permanently and totally disabled. Your child is permanently and totally disabled if both of the following apply.

- He or she cannot engage in any substantial gainful activity because of a physical or mental condition.
- A doctor determines the condition has lasted or can be expected to last continuously for at least a year or can lead to death.

Residency Test

To meet this test, your child must have lived with you for more than half of the year. There are exceptions for temporary absences, children who were born or died during the year, kidnapped children, and children of divorced or separated parents.

Temporary absences. Your child is considered to have lived with you during periods of time when one of you, or both, are temporarily absent due to special circumstances such as:

- Illness,
- Education,
- Business,
- Vacation, or
- Military service.

Death or birth of child. A child who was born or died during the year is treated as having lived with you all year if your home was the child’s home the entire time he or she was alive during the year. The same is true if the child lived with you all year except for any required hospital stay following birth.

Child born alive. You may be able to claim an exemption for a child who was born alive during the year, even if the child lived only for a moment. State or local law must treat the child as having been born alive. There must be proof of a live birth shown by an official document, such as a birth certificate. The child must be your qualifying child or qualifying relative, and all the other tests to claim an exemption for a dependent must be met.

Stillborn child. You cannot claim an exemption for a stillborn child.

Kidnapped child. You can treat your child as meeting the residency test even if the child has been kidnapped, but both of the following statements must be true.

1. The child is presumed by law enforcement authorities to have been kidnapped by someone who is not a member of your family or the child’s family.
2. In the year the kidnapping occurred, the child lived with you for more than half of the part of the year before the date of the kidnapping.

This treatment applies for all years until the child is returned. However, the last year this treatment can apply is the earlier of:

1. The year there is a determination that the child is dead, or
2. The year the child would have reached age 18.

Children of divorced or separated parents. A child will be treated as the qualifying child of his or her noncustodial parent if all of the following apply.

1. The parents:
 - a. Are divorced or legally separated under a decree of divorce or separate maintenance,
 - b. Are separated under a written separation agreement, or
 - c. Lived apart at all times during the last 6 months of the year.
2. The child received over half of his or her support for the year from the parents.
3. The child is in the custody of one or both parents for more than half of the year.
4. A decree of divorce or separate maintenance or written separation agreement that applies to 2005 provides that the noncustodial parent can claim the child as a dependent (and, in the case of a pre-1985 agreement, the noncustodial parent provides at least \$600 for the support of the child during the year) **or** the custodial parent signs a written declaration that he or she will not claim the child as a dependent for the year.

Written declaration. The custodial parent may use either Form 8332 or a similar statement (containing the information required by the form) to make the written declaration to release the exemption to the noncustodial parent.

The exemption can be released for 1 year, for a number of specified years (for example, alternate years), or for all future years, as specified in the declaration.

Custodial parent and noncustodial parent. The custodial parent is the parent with whom the child lived for the greater part of the year. The other parent is the noncustodial parent.

If the parents divorced or separated during the year and the child lived with both parents before the separation, the custodial parent is the one with whom the child lived for the greater part of the rest of the year.

Example. Your child lived with you for 10 months of the year. The child lived with your former spouse for the other 2 months. You are considered the custodial parent.

Parents who never married. This special rule for divorced or separated parents also applies to parents who never married.

Support Test (To Be a Qualifying Child)

To meet this test, the child cannot have provided more than half of his or her own support for the year.

This test is different from the support test to be a qualifying relative, which is described later. However, to see what is or is not support, see *Support Test (To Be a Qualifying Relative)*, later. If you are not sure whether a child provided more than half of his or her own support, you may find Worksheet 3-1 helpful.

Scholarships. A scholarship received by a child who is a full-time student is not taken into account in determining whether the child provided more than half of his or her own support.

Special Test for Qualifying Child of More Than One Person



If your qualifying child is not a qualifying child for anyone else, this test does not apply to you and you do not need to read about it. This is also true if your qualifying child is not a qualifying child for anyone else except your spouse with whom you file a joint return.



If a child is treated as the qualifying child of the noncustodial parent under the rules for children of divorced or separated parents described earlier, see Applying this special test to divorced or separated parents, later.

Sometimes, a child meets the relationship, age, residency, and support tests to be a qualifying child of more than one person. Although the child is a qualifying child of each of these persons, only one person can actually treat the child as a qualifying child. To meet this special test, you must be the person who can treat the child as a qualifying child.

If you and another person have the same qualifying child, you and the other person(s) can decide which of you will treat the child as a qualifying child. That person can take all of the following tax benefits (provided the person is eligible for each benefit) based on the qualifying child.

- The exemption for the child.
- The child tax credit.
- Head of household filing status.
- The credit for child and dependent care expenses.
- The earned income credit.

The other person cannot take any of these benefits based on this qualifying child. In other words, you and the other person cannot agree to divide these tax benefits between you.

If you and the other person(s) cannot agree on who will claim the child and more than one person files a return claiming the same child, the IRS will disallow all but one of the claims using the tie-breaker rule in Table 3-2.

Example 1—child lived with parent and grandparent. You and your 3-year-old daughter Jade lived with your mother all year. You are 25 years old and earned \$9,000 for the year.

Jade is a qualifying child of both you and your mother because she meets the relationship, age, residency, and support tests for both you and your mother. However, only one of you can claim her. You agree to let your mother claim Jade. This means she can claim Jade as a dependent and can claim her as a qualifying child for the child tax credit, head of household filing status, credit for child and dependent care expenses, and the earned income credit, if she qualifies for each of those tax benefits.

Example 2—two persons unable to agree.

The facts are the same as in Example 1 except that you and your mother are unable to agree and both of you claim Jade as a dependent and claim her as a qualifying child for the child tax credit and earned income credit. You as the child's parent will be the only one allowed to claim Jade as a dependent and claim her as a qualifying child for the child tax credit and earned income credit. The IRS will disallow your mother's claim to these tax benefits unless she has another qualifying child.

Example 3—qualifying children split between two persons.

The facts are the same as in Example 1 except that you also have two other young children who are qualifying children of both you and your mother. Only one of you can claim each child as a dependent. However, you and your mother can split the three qualifying children between you. For example, you can claim one child as a dependent and your mother can claim the other two.

Example 4—taxpayer who is a qualifying child.

The facts are the same as in Example 1 except that you are only 18 years old and did not provide more than half of your own support for the year. This means you are your mother's qualifying child and she could claim you as a dependent. Because of the *Dependent Taxpayer Test* explained earlier, you cannot treat your daughter as a qualifying child and cannot claim her as a dependent. Only your mother can treat your daughter as a qualifying child.

Example 5—separated parents. You, your husband, and your 10-year-old son lived together until August 1, 2005, when your husband moved out of the household. In August and

September, your son lived with you. For the rest of the year, your son lived with your husband. Your son is a qualifying child of both you and your husband because your son lived with each of you for more than half the year and because he met the relationship, age, and support tests for both of you. You and your husband are not divorced, legally separated, or separated under a written separation agreement, so the special rule for divorced or separated parents does not apply.

Your husband agrees to let you treat your son as a qualifying child. This means you can claim him as a dependent and treat him as a qualifying child for the child tax credit, head of household filing status, credit for child and dependent care expenses, and the earned income credit, if you qualify for each of those tax benefits.

Example 6—separated parents.

The facts are the same as in Example 5 except that you and your husband are unable to agree and both of you claim your son as a qualifying child. Only your husband will be allowed to treat your son as a qualifying child. This is because, during 2005, the boy lived with him longer than with you. If you claimed an exemption, the child tax credit, head of household filing status, credit for child and dependent care expenses, or the earned income credit for your son, the IRS will disallow your claim to all these tax benefits.

Example 7—unmarried parents.

You, your 5-year-old son, and your son's father lived together all year. You and your son's father are not married. Your son is a qualifying child of both you and his father because he meets the relationship, age, residency, and support tests for both you and his father. Your adjusted gross income (AGI) is \$8,000 and your son's father's AGI is \$18,000. Your son's father agrees to let you treat the child as a qualifying child. This means you can claim him as a dependent and treat him as a qualifying child for the child tax credit, head of household filing status, credit for child and dependent care expenses, and the earned income credit, if you qualify for each of those tax benefits.

Table 3-2. When More Than One Person Files a Return Claiming the Same Qualifying Child (Tie-Breaker Rule)

Caution. If a child is treated as the qualifying child of the noncustodial parent under the rules for children of divorced or separated parents, see *Applying this special test to divorced or separated parents*.

IF more than one person files a return claiming the same qualifying child and . . .	THEN the child will be treated as the qualifying child of the. . .
only one of the persons is the child's parent,	parent.
two of the persons are parents of the child and they do not file a joint return together,	parent with whom the child lived for the longer period of time during the year.
two of the persons are parents of the child, they do not file a joint return together, and the child lived with each parent the same amount of time during the year,	parent with the highest adjusted gross income (AGI).
none of the persons are the child's parent,	person with the highest AGI.

Example 8—unmarried parents. The facts are the same as in Example 7 except that you and your son's father are unable to agree and both of you claim your son as a qualifying child. Only your son's father will be allowed to treat your son as a qualifying child. This is because his AGI, \$18,000, is more than your AGI, \$8,000. If you claimed an exemption, the child tax credit, head of household filing status, credit for child and dependent care expenses, or the earned income credit for your son, the IRS will disallow your claim to all these tax benefits.

Example 9—child did not live with a parent. You and your 7-year-old niece, your sister's child, lived with your mother all year. You are 25 years old, and your AGI is \$9,300. Your mother's AGI is \$15,000. Your niece is a qualifying child of both you and your mother because she meets the relationship, age, residency, and support tests for both you and your mother. However, only one of you can treat her as a qualifying child. Your mother agrees to let you treat the child as a qualifying child.

Example 10—child did not live with a parent. The facts are the same as in Example 9 except that you and your mother are unable to agree and both of you claim your niece as a qualifying child. Only your mother will be allowed to treat your niece as a qualifying child. This is because your mother's AGI, \$15,000, is more than your AGI, \$9,300. If you claimed an exemption, the child tax credit, head of household filing status, credit for child and dependent care expenses, or the earned income credit for your niece, the IRS will disallow your claim to all these tax benefits.

Applying this special test to divorced or separated parents. If a child is treated as the qualifying child of the noncustodial parent under the rules for children of divorced or separated parents described earlier, the noncustodial parent can claim an exemption and the child tax credit for the child but cannot claim the child as a qualifying child for head of household filing status, the credit for child and dependent care expenses, or the earned income credit. If the child is the qualifying child of more than one other person, only one of those persons can claim the child as a qualifying child for head of household filing status, the credit for child and dependent care expenses, and the earned income credit. No other person can claim any of these three tax benefits unless he or she has a different qualifying child. If you and any other person file a return claiming the child as a qualifying child for any of these three tax benefits, the IRS will disallow all but one of the claims using the tie-breaker rule in Table 3-2.

Qualifying Relative

There are four tests that must be met for a person to be your qualifying relative. The four tests are:

1. Not a qualifying child test,
2. Member of household or relationship test,
3. Gross income test, and
4. Support test.

Age. Unlike a qualifying child, a qualifying relative can be any age. There is no age test for a qualifying relative.

Kidnapped child. You can treat a child as your qualifying relative even if the child has been kidnapped, but both of the following statements must be true.

1. The child is presumed by law enforcement authorities to have been kidnapped by someone who is not a member of your family or the child's family.
2. In the year the kidnapping occurred, the child met the tests to be your qualifying relative for the part of the year before the date of the kidnapping.

This treatment applies for all years until the child is returned. However, the last year this treatment can apply is the earlier of:

1. The year there is a determination that the child is dead, or
2. The year the child would have reached age 18.

Not a Qualifying Child Test

A child is not your qualifying relative if the child is your qualifying child or the qualifying child of anyone else.

Example 1. Your 22-year-old daughter, who is a student, lives with you and meets all the tests to be your qualifying child. She is not your qualifying relative.

Example 2. Your 2-year-old son lives with your parents and meets all the tests to be their qualifying child. He is not your qualifying relative.

Example 3. Your son lives with you but is not your qualifying child because he is 30 years old and does not meet the age test. He may be your qualifying relative if the gross income test and the support test are met.

Example 4. Your 13-year-old grandson lived with his mother for 3 months, with his uncle for 4 months, and with you for 5 months during the year. He is not your qualifying child because he does not meet the residency test. He may be your qualifying relative if the gross income test and the support test are met.

Member of Household or Relationship Test

To meet this test, a person must either:

1. Live with you all year as a member of your household, or
2. Be related to you in one of the ways listed under *Relatives who do not have to live with you*.

If at any time during the year the person was your spouse, that person cannot be your qualifying relative. However, see *Personal Exemptions*, earlier.

Relatives who do not have to live with you.

A person related to you in any of the following ways does not have to live with you all year as a member of your household to meet this test.

- Your child, stepchild, eligible foster child, or a descendant of any of them (for example, your grandchild). (A legally adopted child is considered your child.)
- Your brother, sister, half brother, half sister, stepbrother, or stepsister.
- Your father, mother, grandparent, or other direct ancestor, but not foster parent.
- Your stepfather or stepmother.
- A son or daughter of your brother or sister.
- A brother or sister of your father or mother.
- Your son-in-law, daughter-in-law, father-in-law, mother-in-law, brother-in-law, or sister-in-law.

Any of these relationships that were established by marriage are not ended by death or divorce.

Eligible foster child. An eligible foster child is an individual who is placed with you by an authorized placement agency or by judgment, decree, or other order of any court of competent jurisdiction.

Joint return. If you file a joint return, the person can be related to either you or your spouse. Also, the person does not need to be related to the spouse who provides support.

For example, your spouse's uncle who receives more than half of his support from you may be your qualifying relative, even though he does not live with you. However, if you and your spouse file separate returns, your spouse's uncle can be your qualifying relative only if he lives with you all year as a member of your household.

Temporary absences. A person is considered to live with you as a member of your household during periods of time when one of you, or both, are temporarily absent due to special circumstances such as:

- Illness,
- Education,
- Business,
- Vacation, or
- Military service.

If the person is placed in a nursing home for an indefinite period of time to receive constant medical care, the absence may be considered temporary.

Death or birth. A person who died during the year, but lived with you as a member of your household until death, will meet this test. The same is true for a child who was born during the year and lived with you as a member of your household for the rest of the year. The test is also met if a child lived with you as a member of your household except for any required hospital stay following birth.

If your dependent died during the year and you otherwise qualified to claim an exemption for the dependent, you can still claim the exemption.

Example. Your dependent mother died on January 15. She met the tests to be your qualifying relative. The other tests to claim an exemption for a dependent were also met. You can claim an exemption for her on your return.

Local law violated. A person does not meet this test if at any time during the year the relationship between you and that person violates local law.

Example. Your girlfriend lived with you as a member of your household all year. However, your relationship with her violated the laws of the state where you live, because she was married to someone else. Therefore, she does not meet this test and you cannot claim her as a dependent.

Adopted child. An adopted child is always treated as your own child. The term “adopted child” includes a child who was lawfully placed with you for legal adoption.

Cousin. Your cousin meets this test only if he or she lives with you all year as a member of your household. A cousin is a descendant of a brother or sister of your father or mother.

Gross Income Test

To meet this test, a person’s gross income for the year must be less than \$3,200.

Gross income defined. Gross income is all income in the form of money, property, and services that is not exempt from tax.

In a manufacturing, merchandising, or mining business, gross income is the total net sales minus the cost of goods sold, plus any miscellaneous income from the business.

Gross receipts from rental property are gross income. Do not deduct taxes, repairs, etc., to determine the gross income from rental property.

Gross income includes a partner’s share of the gross (not a share of the net) partnership income.

Gross income also includes all unemployment compensation and certain scholarship and fellowship grants. Scholarships received by degree candidates that are used for tuition, fees, supplies, books, and equipment required for particular courses may not be included in gross income. For more information about scholarships, see chapter 12.

Tax-exempt income, such as certain social security benefits, is not included in gross income.

Disabled dependent working at sheltered workshop. For purposes of this test (the gross income test), the gross income of an individual who is permanently and totally disabled at any time during the year does not include income for services the individual performs at a sheltered workshop. The availability of medical care at the workshop must be the main reason for the individual’s presence there. Also, the income must come solely from activities at the workshop that are incident to this medical care.

A “sheltered workshop” is a school that:

- Provides special instruction or training designed to alleviate the disability of the individual, and
- Is operated by certain tax-exempt organizations, or by a state, a U.S. possession, a political subdivision of a state or possession, the United States, or the District of Columbia.

Support Test (To Be a Qualifying Relative)

To meet this test, you generally must provide more than half of a person’s total support during the calendar year.

However, if two or more persons provide support, but no one person provides more than half of a person’s total support, see *Multiple Support Agreement*, later.

How to determine if support test is met. You figure whether you have provided more than half of a person’s total support by comparing the amount you contributed to that person’s support with the entire amount of support that person received from all sources. This includes support the person provided from his or her own funds.

You may find Worksheet 3-1 helpful in figuring whether you provided more than half of a person’s support.

Person’s own funds not used for support. A person’s own funds are not support unless they are actually spent for support.

Example. Your mother received \$2,400 in social security benefits and \$300 in interest. She paid \$2,000 for lodging and \$400 for recreation. She put \$300 in a savings account.

Even though your mother received a total of \$2,700, she spent only \$2,400 for her own support. If you spent more than \$2,400 for her support and no other support was received, you have provided more than half of her support.

Child’s wages used for own support. You cannot include in your contribution to your child’s support any support that is paid for by the child with the child’s own wages, even if you paid the wages.

Year support is provided. The year you provide the support is the year you pay for it, even if you do so with borrowed money that you repay in a later year.

If you use a fiscal year to report your income, you must provide more than half of the dependent’s support for the calendar year in which your fiscal year begins.

Armed Forces dependency allotments. The part of the allotment contributed by the government and the part taken out of your military pay are both considered provided by you in figuring whether you provide more than half of the support. If your allotment is used to support persons other than those you name, you can take the exemptions for them if they otherwise qualify.

Example. You are in the Armed Forces. You authorize an allotment for your widowed mother that she uses to support herself and her sister. If the allotment provides more than half of each person’s support, you can take an exemp-

tion for each of them, if they otherwise qualify, even though you authorize the allotment only for your mother.

Tax-exempt military quarters allowances. These allowances are treated the same way as dependency allotments in figuring support. The allotment of pay and the tax-exempt basic allowance for quarters are both considered as provided by you for support.

Tax-exempt income. In figuring a person’s total support, include tax-exempt income, savings, and borrowed amounts used to support that person. Tax-exempt income includes certain social security benefits, welfare benefits, nontaxable life insurance proceeds, Armed Forces family allotments, nontaxable pensions, and tax-exempt interest.

Example 1. You provide \$4,000 toward your mother’s support during the year. She has earned income of \$600, nontaxable social security benefits of \$4,800, and tax-exempt interest of \$200. She uses all these for her support. You cannot claim an exemption for your mother because the \$4,000 you provide is not more than half of her total support of \$9,600.

Example 2. Your brother’s daughter takes out a student loan of \$2,500 and uses it to pay her college tuition. She is personally responsible for the loan. You provide \$2,000 toward her total support. You cannot claim an exemption for her because you provide less than half of her support.

Social security benefits. If a husband and wife each receive benefits that are paid by one check made out to both of them, half of the total paid is considered to be for the support of each spouse, unless they can show otherwise.

If a child receives social security benefits and uses them toward his or her own support, the benefits are considered as provided by the child.

Support provided by the state (welfare, food stamps, housing, etc.). Benefits provided by the state to a needy person generally are considered support provided by the state. However, payments based on the needs of the recipient will not be considered as used entirely for that person’s support if it is shown that part of the payments were not used for that purpose.

Foster care payments and expenses. Payments you receive for the support of a foster child from a child placement agency are considered support provided by the agency. Similarly, payments you receive for the support of a foster child from a state or county are considered support provided by the state or county.

If you are not in the trade or business of providing foster care and your unreimbursed out-of-pocket expenses in caring for a foster child were mainly to benefit an organization qualified to receive deductible charitable contributions, the expenses are deductible as charitable contributions but are not considered support you provided. For more information about the deduction for charitable contributions, see chapter 24. If your unreimbursed expenses are not deductible as charitable contributions, they are considered support you provided.

If you are in the trade or business of providing foster care, your unreimbursed expenses are not considered support provided by you.

Example. Lauren, an eligible foster child, lived with Mr. and Mrs. Smith for the last 3 months of the year. The Smiths cared for Lauren because they wanted to adopt her (although she had not been placed with them for adoption). They did not care for her as a trade or business or to benefit the agency that placed her in their home. The Smiths' unreimbursed expenses are not deductible as charitable contributions but are considered support they provided for Lauren.

Home for the aged. If you make a lump-sum advance payment to a home for the aged to take care of your relative for life and the payment is based on that person's life expectancy, the amount of support you provide each year is the lump-sum payment divided by the relative's life expectancy. The amount of support you provide also includes any other amounts you provided during the year.

Total Support

To figure if you provided more than half of a person's support, you must first determine the total support provided for that person. Total support includes amounts spent to provide food, lodging, clothing, education, medical and dental care, recreation, transportation, and similar necessities.

Generally, the amount of an item of support is the amount of the expense incurred in providing that item. For lodging, the amount of support is the fair rental value of the lodging.

Expenses that are not directly related to any one member of a household, such as the cost of food for the household, must be divided among the members of the household.

Example 1. Grace Brown, mother of Mary Miller, lives with Frank and Mary Miller and their two children. Grace gets social security benefits of \$2,400, which she spends for clothing, transportation, and recreation. Grace has no other income. Frank and Mary's total food expense for the household is \$5,200. They pay Grace's medical and drug expenses of \$1,200. The fair rental value of the lodging provided for Grace is \$1,800 a year, based on the cost of similar rooming facilities. Figure Grace's total support as follows:

Fair rental value of lodging	\$ 1,800
Clothing, transportation and recreation	2,400
Medical expenses	1,200
Share of food (1/5 of \$5,200)	1,040
Total support	<u>\$6,440</u>

The support Frank and Mary provide (\$1,800 lodging + \$1,200 medical expenses + \$1,040 food = \$4,040) is more than half of Grace's \$6,440 total support.

Example 2. Your parents live with you, your spouse, and your two children in a house you own. The fair rental value of your parents' share of the lodging is \$2,000 a year (\$1,000 each), which includes furnishings and utilities. Your father receives a nontaxable pension of \$4,200, which he spends equally between your mother

and himself for items of support such as clothing, transportation, and recreation. Your total food expense for the household is \$6,000. Your heat and utility bills amount to \$1,200. Your mother has hospital and medical expenses of \$600, which you pay during the year. Figure your parents' total support as follows:

Support provided	Father	Mother
Fair rental value of lodging	\$1,000	\$1,000
Pension spent for their support	2,100	2,100
Share of food (1/6 of \$6,000)	1,000	1,000
Medical expenses for mother		600
Parents' total support . . .	<u>\$4,100</u>	<u>\$4,700</u>

You must apply the support test separately to each parent. You provide \$2,000 (\$1,000 lodging, \$1,000 food) of your father's total support of \$4,100 – less than half. You provide \$2,600 to your mother (\$1,000 lodging, \$1,000 food, \$600 medical) – more than half of her total support of \$4,700. You meet the support test for your mother, but not your father. Heat and utility costs are included in the fair rental value of the lodging, so these are not considered separately.

Lodging. If you provide a person with lodging, you are considered to provide support equal to the fair rental value of the room, apartment, house, or other shelter in which the person lives. Fair rental value includes a reasonable allowance for the use of furniture and appliances, and for heat and other utilities that are provided.

Fair rental value defined. This is the amount you could reasonably expect to receive from a stranger for the same kind of lodging. It is used instead of actual expenses such as taxes, interest, depreciation, paint, insurance, utilities, cost of furniture and appliances, etc. In some cases, fair rental value may be equal to the rent paid.

If you provide the total lodging, the amount of support you provide is the fair rental value of the room the person uses, or a share of the fair rental value of the entire dwelling if the person has use of your entire home. If you do not provide the total lodging, the total fair rental value must be divided depending on how much of the total lodging you provide. If you provide only a part and the person supplies the rest, the fair rental value must be divided between both of you according to the amount each provides.

Example. Your parents live rent free in a house you own. It has a fair rental value of \$5,400 a year furnished, which includes a fair rental value of \$3,600 for the house and \$1,800 for the furniture. This does not include heat and utilities. The house is completely furnished with furniture belonging to your parents. You pay \$600 for their utility bills. Utilities are not usually included in rent for houses in the area where your parents live. Therefore, you consider the total fair rental value of the lodging to be \$6,000 (\$3,600 fair rental value of the unfurnished house, \$1,800 allowance for the furnishings provided by your parents, and \$600 cost of utilities) of which you are considered to provide \$4,200 (\$3,600 + \$600).

Person living in his or her own home. The total fair rental value of a person's home that he or she owns is considered support contributed by that person.

Living with someone rent free. If you live with a person rent free in his or her home, you must reduce the amount you provide for support by the fair rental value of lodging he or she provides you.

Property. Property provided as support is measured by its fair market value. Fair market value is the price that property would sell for on the open market. It is the price that would be agreed upon between a willing buyer and a willing seller, with neither being required to act, and both having reasonable knowledge of the relevant facts.

Capital expenses. Capital items, such as furniture, appliances, and cars, that are bought for a person during the year can be included in total support under certain circumstances.

The following examples show when a capital item is or is not support.

Example 1. You buy a \$200 power lawn mower for your 13-year-old child. The child is given the duty of keeping the lawn trimmed. Because the lawn mower benefits all members of the household, you cannot include the cost of the lawn mower in the support of your child.

Example 2. You buy a \$150 television set as a birthday present for your 12-year-old child. The television set is placed in your child's bedroom. You can include the cost of the television set in the support of your child.

Example 3. You pay \$5,000 for a car and register it in your name. You and your 17-year-old daughter use the car equally. Because you own the car and do not give it to your daughter but merely let her use it, you cannot include the cost of the car in your daughter's total support. However, you can include in your daughter's support your out-of-pocket expenses of operating the car for her benefit.

Example 4. Your 17-year-old son, using personal funds, buys a car for \$4,500. You provide all the rest of your son's support – \$4,000. Since the car is bought and owned by your son, the car's fair market value (\$4,500) must be included in his support. Your son has provided more than half of his own total support of \$8,500 (\$4,500 + \$4,000), so he is not your qualifying child. You did not provide more than half of his total support, so he is not your qualifying relative. You cannot claim an exemption for your son.

Medical insurance premiums. Medical insurance premiums you pay, including premiums for supplementary Medicare coverage, are included in the support you provide.

Medical insurance benefits. Medical insurance benefits, including basic and supplementary Medicare benefits, are not part of support.

Tuition payments and allowances under the GI Bill. Amounts veterans receive under the GI Bill for tuition payments and allowances while they attend school are included in total support.



Funds Belonging to the Person You Supported		
1. Enter the total funds belonging to the person you supported, including income received (taxable and nontaxable) and amounts borrowed during the year, plus the amount in savings and other accounts at the beginning of the year	1.	
2. Enter the amount on line 1 that was used for the person's support	2.	
3. Enter the amount on line 1 that was used for other purposes	3.	
4. Enter the total amount in the person's savings and other accounts at the end of the year	4.	
5. Add lines 2 through 4. (This amount should equal line 1.)	5.	
Expenses for Entire Household (where the person you supported lived)		
6. Lodging (complete line 6a or 6b):		
6a. Enter the total rent paid	6a.	
6b. Enter the fair rental value of the home. If the person you supported owned the home, also include this amount in line 21.	6b.	
7. Enter the total food expenses	7.	
8. Enter the total amount of utilities (heat, light, water, etc. not included in line 6a or 6b)	8.	
9. Enter the total amount of repairs (not included in line 6a or 6b)	9.	
10. Enter the total of other expenses. Do not include expenses of maintaining the home, such as mortgage interest, real estate taxes, and insurance.	10.	
11. Add lines 6a through 10. These are the total household expenses	11.	
12. Enter total number of persons who lived in the household	12.	
Expenses for the Person You Supported		
13. Divide line 11 by line 12. This is the person's share of the household expenses	13.	
14. Enter the person's total clothing expenses	14.	
15. Enter the person's total education expenses	15.	
16. Enter the person's total medical and dental expenses not paid for or reimbursed by insurance	16.	
17. Enter the person's total travel and recreation expenses	17.	
18. Enter the total of the person's other expenses	18.	
19. Add lines 13 through 18. This is the total cost of the person's support for the year	19.	
Did the Person Provide More Than Half of His or Her Own Support?		
20. Multiply line 19 by 50% (.50)	20.	
21. Enter the amount from line 2, plus the amount from line 6b if the person you supported owned the home. This is the amount the person provided for his or her own support	21.	
22. Is line 21 more than line 20?		
<input type="checkbox"/> No. You meet the support test for this person to be your qualifying child. If this person also meets the other tests to be a qualifying child, stop here; do not complete lines 23–26. Otherwise, go to line 23 and fill out the rest of the worksheet to determine if this person is your qualifying relative.		
<input type="checkbox"/> Yes. You do not meet the support test for this person to be either your qualifying child or your qualifying relative. Stop here.		
Did You Provide More Than Half?		
23. Enter the amount others provided for the person's support. Include amounts provided by state, local, and other welfare societies or agencies. Do not include any amounts included on line 1.	23.	
24. Add lines 21 and 23	24.	
25. Subtract line 24 from line 19. This is the amount you provided for the person's support	25.	
26. Is line 25 more than line 20?		
<input type="checkbox"/> Yes. You meet the support test for this person to be your qualifying relative.		
<input type="checkbox"/> No. You do not meet the support test for this person to be your qualifying relative. You cannot claim an exemption for this person unless you can do so under a multiple support agreement or the support test for children of divorced or separated parents. See <i>Multiple Support Agreement</i> or <i>Support Test for Children of Divorced or Separated Parents</i> .		

Example. During the year, your son receives \$2,200 from the government under the GI Bill. He uses this amount for his education. You provide the rest of his support – \$2,000. Because GI benefits are included in total support, your son's total support is \$4,200 (\$2,200 +

\$2,000). You have not provided more than half of his support.

Child care expenses. If you pay someone to provide child or dependent care, you can include these payments in the amount you provided for the support of your child or disabled dependent,

even if you claim a credit for the payments. For information on the credit, see chapter 32.

Other support items. Other items may be considered as support depending on the facts in each case.

Do Not Include in Total Support

The following items are not included in total support.

1. Federal, state, and local income taxes paid by persons from their own income.
2. Social security and Medicare taxes paid by persons from their own income.
3. Life insurance premiums.
4. Funeral expenses.
5. Scholarships received by your child if your child is a full-time student.
6. Survivors' and Dependents' Educational Assistance payments used for the support of the child who receives them.

Multiple Support Agreement

Sometimes no one provides more than half of the support of a person. Instead, two or more persons, each of whom would be able to take the exemption but for the support test, together provide more than half of the person's support.

When this happens, you can agree that any one of you who individually provides more than 10% of the person's support, but only one, can claim an exemption for that person as a qualifying relative. Each of the others must sign a statement agreeing not to claim the exemption for that year. The person who claims the exemption must keep these signed statements for his or her records. A multiple support declaration identifying each of the others who agreed not to claim the exemption must be attached to the return of the person claiming the exemption. Form 2120, Multiple Support Declaration, can be used for this purpose.

Example 1. You, your sister, and your two brothers provide the entire support of your mother for the year. You provide 45%, your sister 35%, and your two brothers each provide 10%. Either you or your sister can claim an exemption for your mother. The other must sign a statement agreeing not to take an exemption for your mother. The one who claims the exemption must attach Form 2120, or a similar declaration, to his or her return and must keep the statement signed by the other for his or her records. Because neither brother provides more than 10% of the support, neither can take the exemption and neither has to sign a statement.

Example 2. You and your brother each provide 20% of your mother's support for the year. The remaining 60% of her support is provided equally by two persons who are not related to her. She does not live with them. Because more than half of her support is provided by persons who cannot claim an exemption for her, no one can take the exemption.

Example 3. Your father lives with you and receives 25% of his support from social security, 40% from you, 24% from his brother (your uncle), and 11% from a friend. Either you or your uncle can take the exemption for your father if the other signs a statement agreeing not to. The one who takes the exemption must attach Form

2120, or a similar declaration, to his return and must keep for his records the signed statement from the one agreeing not to take the exemption.

Support Test for Children of Divorced or Separated Parents

In most cases, a child of divorced or separated parents will be a qualifying child of one of the parents. See *Children of divorced or separated parents* under *Qualifying Child*, earlier. However, if the child does not meet the requirements to be a qualifying child of either parent, the child may be a qualifying relative of one of the parents. In that case, the following rules must be used in applying the support test.

A child will be treated as being the qualifying relative of his or her noncustodial parent if all of the following apply.

1. The parents:
 - a. Are divorced or legally separated under a decree of divorce or separate maintenance,
 - b. Are separated under a written separation agreement, or
 - c. Lived apart at all times during the last 6 months of the year.
2. The child received over half of his or her support for the year from the parents.
3. The child is in the custody of one or both parents for more than half of the year.
4. A decree of divorce or separate maintenance or written separation agreement that applies to 2005 provides that the noncustodial parent can claim the child as a dependent (and, in the case of a pre-1985 agreement, the noncustodial parent provides at least \$600 for the support of the child during the year) **or** the custodial parent signs a written declaration that he or she will not claim the child as a dependent for the year.

Written declaration. The custodial parent may use either Form 8332 or a similar statement (containing the information required by the form) to make the written declaration to release the exemption to the noncustodial parent.

The exemption can be released for 1 year, for a number of specified years (for example, alternate years), or for all future years, as specified in the declaration.

Custodial parent and noncustodial parent. The custodial parent is the parent with whom the child lived for the greater part of the year. The other parent is the noncustodial parent.

If the parents divorced or separated during the year and the child lived with both parents before the separation, the custodial parent is the one with whom the child lived for the greater part of the rest of the year.

Example. Your child lived with you for 10 months of the year. The child lived with your former spouse for the other 2 months. You are considered the custodial parent.

Child support under pre-1985 agreement. All child support payments actually received

from the noncustodial parent under a pre-1985 agreement are considered used for the support of the child.

Example. Under a pre-1985 agreement, the noncustodial parent provides \$1,200 for the child's support. This amount is considered support provided by the noncustodial parent even if the \$1,200 was actually spent on things other than support.

Alimony. Payments to a spouse that are includible in the spouse's gross income as either alimony, separate maintenance payments, or similar payments from an estate or trust, are not treated as a payment for the support of a dependent.

Parents who never married. This special rule for divorced or separated parents also applies to parents who never married.

Multiple support agreement. If the support of the child is determined under a multiple support agreement, this special support test for divorced or separated parents does not apply.

Phaseout of Exemptions

The amount you can claim as a deduction for exemptions is phased out once your adjusted gross income (AGI) goes above a certain level for your filing status. These levels are as follows:

Filing Status	AGI Level Which Reduces Exemption Amount
Married filing separately	\$ 109,475
Single	145,950
Head of household	182,450
Married filing jointly	218,950
Qualifying widow(er)	218,950

You must reduce the dollar amount of your exemptions by 2% for each \$2,500, or part of \$2,500 (\$1,250 if you are married filing separately), that your AGI exceeds the amount shown above for your filing status. If your AGI exceeds the amount shown by more than \$122,500 (\$61,250 if married filing separately), the amount of your deduction for exemptions is reduced to zero.

If your AGI exceeds the level for your filing status, use the Deduction for Exemptions Worksheet in the instructions for Form 1040 or Form 1040A to figure the amount of your deduction for exemptions.

Social Security Numbers for Dependents

You must list the social security number (SSN) of any dependent for whom you claim an exemp-

tion in column (2) of line 6c of your Form 1040 or Form 1040A.



If you do not list the dependent's SSN when required or if you list an incorrect SSN, the exemption may be disallowed.

No SSN. If a person for whom you expect to claim an exemption on your return does not have an SSN, either you or that person should apply for an SSN as soon as possible by filing Form SS-5, Application for a Social Security Card, with the Social Security Administration (SSA). Information about applying for an SSN and Form SS-5 is available at your local SSA office.

It usually takes about 2 weeks to get an SSN. If you do not have a required SSN by the

filing due date, you can file Form 4868 for an extension of time to file.

Born and died in 2005. If your child was born and died in 2005, and you do not have an SSN for the child, you may attach a copy of the child's birth certificate instead. If you do, enter "DIED" in column (2) of line 6c of your Form 1040 or Form 1040A.

Alien or adoptee with no SSN. If your dependent does not have and cannot get an SSN, you must list the individual taxpayer identification number (ITIN) or adoption taxpayer identification number (ATIN) instead of an SSN.

Taxpayer identification numbers for aliens. If your dependent is a resident or non-resident alien who does not have and is not

eligible to get an SSN, your dependent must apply for an individual taxpayer identification number (ITIN). Write the number in column (2) of line 6c of your Form 1040 or Form 1040A. To apply for an ITIN, use Form W-7, Application for IRS Individual Taxpayer Identification Number.

Taxpayer identification numbers for adoptees. If you have a child who was placed with you by an authorized placement agency, you may be able to claim an exemption for the child. However, if you cannot get an SSN or an ITIN for the child, you must get an adoption taxpayer identification number (ATIN) for the child from the IRS. See Form W-7A, Application for Taxpayer Identification Number for Pending U.S. Adoptions, for details.

4.

Tax Withholding and Estimated Tax

What's New for 2006

Tax law changes for 2006. When you figure how much income tax you want withheld from your pay and when you figure your estimated tax, consider tax law changes effective in 2006. See *What's New for 2006* in the front of this publication, or get Publication 553, *Highlights of 2005 Tax Changes*.

Reminders

Estimated tax safe harbor for higher income taxpayers. If your adjusted gross income was more than \$150,000 (\$75,000 if you are married filing a separate return), you will have to deposit the smaller of 90% of your expected tax for 2006 or 110% of the tax shown on your 2005 return to avoid an estimated tax penalty.

Payment of estimated tax by electronic funds withdrawal. You may be able to pay your estimated tax by authorizing an automatic withdrawal from your checking or savings account. For more information, see *Payment by Electronic Funds Withdrawal* in chapter 2 of Publication 505.

Introduction

This chapter discusses how to pay your tax as you earn or receive income during the year. In general, the federal income tax is a pay-as-you-go tax. There are two ways to pay as you go.

- **Withholding.** If you are an employee, your employer probably withholds income tax from your pay. Tax may also be withheld from certain other income, including pensions, bonuses, commissions, and gambling winnings. In each case, the amount withheld is paid to the IRS in your name.
- **Estimated tax.** If you do not pay your tax through withholding, or do not pay enough tax that way, you might have to pay estimated tax. People who are in business for themselves generally will have to pay their tax this way. You may have to pay estimated tax if you receive income such as dividends, interest, capital gains, rent, and

royalties. Estimated tax is used to pay not only income tax, but self-employment tax and alternative minimum tax as well.

This chapter explains both of these methods. In addition, it explains the following.

- **Credit for withholding and estimated tax.** When you file your 2005 income tax return, take credit for all the income tax withheld from your salary, wages, pensions, etc., and for the estimated tax you paid for 2005.
- **Underpayment penalty.** If you did not pay enough tax during the year either through withholding or by making estimated tax payments, you may have to pay a penalty. The IRS usually can figure this penalty for you. See *Underpayment Penalty* at the end of this chapter.

Useful Items

You may want to see:

Publication

- 505** Tax Withholding and Estimated Tax
- 553** Highlights of 2005 Tax Changes
- 919** How Do I Adjust My Tax Withholding?

Form (and Instructions)

- W-4** Employee's Withholding Allowance Certificate
- W-4P** Withholding Certificate for Pension or Annuity Payments
- W-4S** Request for Federal Income Tax Withholding From Sick Pay
- W-4V** Voluntary Withholding Request
- 1040-ES** Estimated Tax for Individuals
- 2210** Underpayment of Estimated Tax by Individuals, Estates, and Trusts

Withholding

This section discusses income tax withholding on these types of income:

- Salaries and wages,
- Tips,
- Taxable fringe benefits,
- Sick pay,
- Pensions and annuities,
- Gambling winnings,
- Unemployment compensation, and
- Certain federal payments, such as social security.

This section explains in detail the rules for withholding tax from each of these types of income.

This section also covers backup withholding on interest, dividends, and other payments.

Salaries and Wages

Income tax is withheld from the pay of most employees. Your pay includes your regular pay, bonuses, commissions, and vacation allowances. It also includes reimbursements and other expense allowances paid under a nonaccountable plan. See *Supplemental Wages*, later, for more information about reimbursements and allowances paid under a nonaccountable plan.

If your income is low enough that you will not have to pay income tax for the year, you may be exempt from withholding. This is explained under *Exemption From Withholding*, later.

Military retirees. Military retirement pay is treated in the same manner as regular pay for income tax withholding purposes, even though it is treated as a pension or annuity for other tax purposes.

Household workers. If you are a household worker, you can ask your employer to withhold income tax from your pay.

Tax is withheld only if you want it withheld and your employer agrees to withhold it. If you do not have enough income tax withheld, you may have to pay estimated tax, as discussed later under *Estimated Tax*.

Farmworkers. Income tax is generally withheld from your cash wages for work on a farm unless your employer both:

- Pays you cash wages of less than \$150 during the year, and
- Has expenditures for agricultural labor totaling less than \$2,500 during the year.

You can ask your employer to withhold income tax from noncash wages and other wages not subject to withholding. If your employer does not agree to withhold tax, or if not enough is withheld, you may have to pay estimated tax, as discussed later under *Estimated Tax*.

Determining Amount of Tax Withheld Using Form W-4

The amount of income tax your employer withholds from your regular pay depends on two things.

- The amount you earn.
- The information you give your employer on Form W-4.

Form W-4 includes three types of information that your employer will use to figure your withholding.

- Whether to withhold at the single rate or at the lower married rate.
- How many withholding allowances you claim. (Each allowance reduces the amount withheld.)
- Whether you want an additional amount withheld.

Note. You must specify a filing status and a number of withholding allowances on Form W-4. You cannot specify only a dollar amount of withholding.

New Job

When you start a new job, you must fill out Form W-4 and give it to your employer. Your employer should have copies of the form. If you need to change the information later, you must fill out a new form.

If you work only part of the year (for example, you start working after the beginning of the year), too much tax may be withheld. You may be able to avoid overwithholding if your employer agrees to use the part-year method. See *Part-Year Method* in chapter 1 of Publication 505 for more information.

Changing Your Withholding

Events during the year may change your marital status or the exemptions, adjustments, deductions, or credits you expect to claim on your return. When this happens, you may need to give your employer a new Form W-4 to change your withholding status or number of allowances.

If the event changes your withholding status or the number of allowances you are claiming, you must give your employer a new Form W-4 within 10 days after either of the following.

- Your divorce, if you have been claiming married status.
- Any event that decreases the number of withholding allowances you can claim.

Generally, you can submit a new Form W-4 whenever you wish to change the number of your withholding allowances for any other reason.

Changing your withholding for 2007. If events in 2006 will decrease the number of your withholding allowances for 2007, you must give your employer a new Form W-4 by December 1, 2006. If the event occurs in December 2006, submit a new Form W-4 within 10 days.

Checking Your Withholding

After you have given your employer a Form W-4, you can check to see whether the amount of tax withheld from your pay is too little or too much. See *Publication 919*, later. If too much or too little tax is being withheld, you should give your employer a new Form W-4 to change your withholding.

Note. You cannot give your employer a payment to cover withholding for past pay periods or a payment for estimated tax.

Completing Form W-4 and Worksheets

Form W-4 has worksheets to help you figure how many withholding allowances you can claim. The worksheets are for your own records. Do not give them to your employer.

Two jobs. If you have income from two jobs at the same time, complete only one set of Form W-4 worksheets. Then split your allowances between the Forms W-4 for each job. You cannot claim the same allowances with more than one employer at the same time. You can claim all your allowances with one employer and none with the other, or divide them any other way.

Married individuals. If both you and your spouse are employed and expect to file a joint return, figure your withholding allowances using your combined income, adjustments, deductions, exemptions, and credits. Use only one set of worksheets. You can divide your total allowances any way, but you cannot claim an allowance that your spouse also claims.

If you and your spouse expect to file separate returns, figure your allowances using separate worksheets based on your own individual income, adjustments, deductions, exemptions, and credits.

Alternative method of figuring withholding allowances. You do not have to use the Form W-4 worksheets if you use a more accurate method of figuring the number of withholding allowances. See *Alternative method of figuring withholding allowances* under *Completing Form W-4 and Worksheets* in chapter 1 of Publication 505 for more information.

Personal Allowances Worksheet. Use the Personal Allowances Worksheet on page 1 of Form W-4 to figure your withholding allowances for exemptions and any special allowances that apply.

Deductions and Adjustments Worksheet. Use this worksheet if you plan to itemize your deductions or claim adjustments to your income and you want to reduce your withholding.

Fill out this worksheet to adjust the number of your withholding allowances for deductions, adjustments to income, and tax credits. The Deductions and Adjustments Worksheet is on page 2 of Form W-4. Chapter 1 of Publication 505 explains this worksheet.

Two-Earner/Two-Job Worksheet. You may need to complete this worksheet if you have two jobs or a working spouse. You can also add to the amount, if any, on line 8 of this worksheet, any additional withholding necessary to cover any amount you expect to owe other than income tax, such as self-employment tax.

Getting the Right Amount of Tax Withheld

In most situations, the tax withheld from your pay will be close to the tax you figure on your return if you follow these two rules.

- You accurately complete all the Form W-4 worksheets that apply to you.
- You give your employer a new Form W-4 when changes occur.

But because the worksheets and withholding methods do not account for all possible situations, you may not be getting the right amount withheld. This is most likely to happen in the following situations.

- You are married and both you and your spouse work.

- You have more than one job at a time.
- You have nonwage income, such as interest, dividends, alimony, unemployment compensation, or self-employment income.
- You will owe additional amounts with your return, such as self-employment tax.
- Your withholding is based on obsolete Form W-4 information for a substantial part of the year.

Cumulative wage method. If you change the number of your withholding allowances during the year, too much or too little tax may have been withheld for the period before you made the change. You may be able to compensate for this if your employer agrees to use the cumulative wage withholding method for the rest of the year. You must ask in writing that your employer use this method.

To be eligible, you must have been paid for the same kind of payroll period (weekly, bi-weekly, etc.) since the beginning of the year.

Publication 919

To make sure you are getting the right amount of tax withheld, get Publication 919. It will help you compare the total tax to be withheld during the year with the tax you can expect to figure on your return. It also will help you determine how much additional withholding, if any, is needed each payday to avoid owing tax when you file your return. If you do not have enough tax withheld, you may have to pay estimated tax, as explained under *Estimated Tax*, later.

Rules Your Employer Must Follow

It may be helpful for you to know some of the withholding rules your employer must follow. These rules can affect how to fill out your Form W-4 and how to handle problems that may arise.

New Form W-4. When you start a new job, your employer should give you a Form W-4 to fill out. Your employer will use the information you give on the form to figure your withholding beginning with your first payday.

If you later fill out a new Form W-4, your employer can put it into effect as soon as possible. The deadline for putting it into effect is the start of the first payroll period ending 30 or more days after you turn it in.

No Form W-4. If you do not give your employer a completed Form W-4, your employer must withhold at the highest rate, as if you were single and claimed no allowances.

Repaying withheld tax. If you find you are having too much tax withheld because you did not claim all the withholding allowances you are entitled to, you should give your employer a new Form W-4. Your employer cannot repay any of the tax previously withheld.

However, if your employer has withheld more than the correct amount of tax for the Form W-4 you have in effect, you do not have to fill out a new Form W-4 to have your withholding lowered to the correct amount. Your employer can

repay the amount that was incorrectly withheld. If you are not repaid, your Form W-2 will reflect the full amount actually withheld.

Exemption From Withholding

If you claim exemption from withholding, your employer will not withhold federal income tax from your wages. The exemption applies only to income tax, not to social security or Medicare tax.

You can claim exemption from withholding for 2006 only if both the following situations apply.

- For 2005 you had a right to a refund of all federal income tax withheld because you had no tax liability.
- For 2006 you expect a refund of all federal income tax withheld because you expect to have no tax liability.

Student. If you are a student, you are not automatically exempt. See chapter 1 to see whether you must file a return. If you work only part time or only during the summer, you may qualify for exemption from withholding.

Age 65 or older or blind. If you are 65 or older or blind, use one of the worksheets in chapter 1 of Publication 505, under *Exemption From Withholding*, to help you decide whether you can claim exemption from withholding. Do not use either worksheet if you will itemize deductions, claim exemptions for dependents, or claim tax credits on your 2006 return. See *Itemizing deductions or claiming exemptions or credits* in Publication 505.

Claiming exemption from withholding. To claim exemption, you must give your employer a Form W-4. Enter "exempt" on line 7.

If you claim exemption, but later your situation changes so that you will have to pay income tax after all, you must file a new Form W-4 within 10 days after the change. If you claim exemption in 2006, but you expect to owe income tax for 2007, you must file a new Form W-4 by December 1, 2006.

Your claim of exempt status may be reviewed by the IRS.

An exemption is good for only 1 year. You must give your employer a new Form W-4 by February 15 each year to continue your exemption.

Supplemental Wages

Supplemental wages include bonuses, commissions, overtime pay, vacation allowances, certain sick pay, and expense allowances under certain plans. The payer can figure withholding on supplemental wages using the same method used for your regular wages. If these payments are identified separately from your regular wages, your employer or other payer of supplemental wages can withhold income tax from these wages at a flat rate.

Expense allowances. Reimbursements or other expense allowances paid by your employer under a nonaccountable plan are treated as supplemental wages.

Reimbursements or other expense allowances paid under an accountable plan that are more than your proven expenses are treated as paid under a nonaccountable plan if you do not return the excess payments within a reasonable period of time.

For more information about accountable and nonaccountable expense allowance plans, see *Reimbursements* in chapter 26.

Penalties

You may have to pay a penalty of \$500 if both of the following apply.

- You make statements or claim withholding allowances on your Form W-4 that reduce the amount of tax withheld.
- You have no reasonable basis for those statements or allowances at the time you prepare your Form W-4.

There is also a criminal penalty for willfully supplying false or fraudulent information on your Form W-4 or for willfully failing to supply information that would increase the amount withheld. The penalty upon conviction can be either a fine of up to \$1,000 or imprisonment for up to 1 year, or both.

These penalties will apply if you deliberately and knowingly falsify your Form W-4 in an attempt to reduce or eliminate the proper withholding of taxes. A simple error, an honest mistake, will not result in one of these penalties. For example, a person who has tried to figure the number of withholding allowances correctly, but claims seven when the proper number is six, will not be charged a W-4 penalty.

Tips

The tips you receive while working on your job are considered part of your pay. You must include your tips on your tax return on the same line as your regular pay. However, tax is not withheld directly from tip income, as it is from your regular pay. Nevertheless, your employer will take into account the tips you report when figuring how much to withhold from your regular pay.

See chapter 6 for information on reporting your tips to your employer. For more information on the withholding rules for tip income, see Publication 531, Reporting Tip Income.

How employer figures amount to withhold. The tips you report to your employer are counted as part of your income for the month you report them. Your employer can figure your withholding in either of two ways.

- By withholding at the regular rate on the sum of your pay plus your reported tips.
- By withholding at the regular rate on your pay plus a percentage of your reported tips.

Not enough pay to cover taxes. If your regular pay is not enough for your employer to withhold all the tax (including income tax, social security tax, Medicare tax, or railroad retirement tax) due on your pay plus your tips, you can give your employer money to cover the shortage.

See *Giving your employer money for taxes* in chapter 6.

Allocated tips. Your employer should not withhold income tax, social security tax, Medicare tax, or railroad retirement tax on any allocated tips. Withholding is based only on your pay plus your reported tips. Your employer should refund to you any incorrectly withheld tax. See *Allocated Tips* in chapter 6 for more information.

Taxable Fringe Benefits

The value of certain fringe benefits you receive from your employer is considered part of your pay. Your employer generally must withhold income tax on these benefits from your regular pay.

For information on fringe benefits, see *Fringe Benefits* under *Employee Compensation* in chapter 5.

Your employer can choose not to withhold income tax on the value of your personal use of an employer-provided car, truck, or other highway motor vehicle. Your employer must notify you if this choice is made.

For more information on withholding on taxable fringe benefits, see chapter 1 of Publication 505.

Sick Pay

Sick pay is a payment to you to replace your regular wages while you are temporarily absent from work due to sickness or personal injury. To qualify as sick pay, it must be paid under a plan to which your employer is a party.

If you receive sick pay from your employer or an agent of your employer, income tax must be withheld. An agent who does not pay regular wages to you may choose to withhold income tax at a flat rate.

However, if you receive sick pay from a third party who is not acting as an agent of your employer, income tax will be withheld only if you choose to have it withheld. See *Form W-4S*, later.

If you receive payments under a plan in which your employer does not participate (such as an accident or health plan where you paid all the premiums), the payments are not sick pay and usually are not taxable.

Union agreements. If you receive sick pay under a collective bargaining agreement between your union and your employer, the agreement may determine the amount of income tax withholding. See your union representative or your employer for more information.

Form W-4S. If you choose to have income tax withheld from sick pay paid by a third party, such as an insurance company, you must fill out Form W-4S. Its instructions contain a worksheet you can use to figure the amount you want withheld. They also explain restrictions that may apply.

Give the completed form to the payer of your sick pay. The payer must withhold according to your directions on the form.

If you do not request withholding on Form W-4S, or if you do not have enough tax withheld, you may have to make estimated tax payments. If you do not pay enough estimated tax or have

enough income tax withheld, you may have to pay a penalty.

Pensions and Annuities

Income tax usually will be withheld from your pension or annuity distributions unless you choose not to have it withheld. This rule applies to distributions from:

- A traditional individual retirement arrangement (IRA),
- A life insurance company under an endowment, annuity, or life insurance contract,
- A pension, annuity, or profit-sharing plan,
- A stock bonus plan, and
- Any other plan that defers the time you receive compensation.

The amount withheld depends on whether you receive payments spread out over more than 1 year (periodic payments), within 1 year (nonperiodic payments), or as an eligible rollover distribution (ERD). You cannot choose not to have income tax withheld from an ERD.

More information. For more information on taxation of annuities and distributions (including eligible rollover distributions) from qualified retirement plans, see chapter 10. For information on IRAs, see chapter 17. For more information on withholding on pensions and annuities, including a discussion of Form W-4P, see *Pensions and Annuities* in chapter 1 of Publication 505.

Gambling Winnings

Income tax is withheld from certain kinds of gambling winnings at a flat rate.

Gambling winnings of more than \$5,000 from the following sources are subject to income tax withholding.

- Any sweepstakes, wagering pool, or lottery.
- Any other wager, if the proceeds are at least 300 times the amount of the bet.

It does not matter whether your winnings are paid in cash, in property, or as an annuity. Winnings not paid in cash are taken into account at their fair market value.

Gambling winnings from bingo, keno, and slot machines generally are not subject to income tax withholding. However, you may need to provide the payer with a social security number to avoid withholding. See *Backup withholding on gambling winnings* in Publication 505. If you receive gambling winnings not subject to withholding, you may need to pay estimated tax. See *Estimated Tax*, later.

If you do not pay enough tax through withholding or estimated tax payments, you may have to pay a penalty. See *Underpayment Penalty*, later.

Form W-2G. If a payer withholds income tax from your gambling winnings, you should re-

ceive a Form W-2G, Certain Gambling Winnings, showing the amount you won and the amount withheld. Report the tax withheld on line 64 of Form 1040.

Unemployment Compensation

You can choose to have income tax withheld from unemployment compensation. To make this choice, you will have to fill out Form W-4V (or a similar form provided by the payer) and give it to the payer.

Unemployment compensation is taxable. So, if you do not have income tax withheld, you may have to pay estimated tax. See *Estimated Tax*, later.

If you do not pay enough tax either through withholding or estimated tax, you may have to pay a penalty. See *Underpayment Penalty*, later, for information.

Federal Payments

You can choose to have income tax withheld from certain federal payments you receive. These payments are:

1. Social security benefits,
2. Tier 1 railroad retirement benefits,
3. Commodity credit loans you choose to include in your gross income, and
4. Payments under the Agricultural Act of 1949 (7 U.S.C. 1421 et. seq.), or title II of the Disaster Assistance Act of 1988, as amended, that are treated as insurance proceeds and that you receive because:

- a. Your crops were destroyed or damaged by drought, flood, or any other natural disaster, or
- b. You were unable to plant crops because of a natural disaster described in (a).

To make this choice, you will have to fill out Form W-4V (or a similar form provided by the payer) and give it to the payer.

If you do not choose to have income tax withheld, you may have to pay estimated tax. See *Estimated Tax*, later.

If you do not pay enough tax either through withholding or estimated tax, you may have to pay a penalty. See *Underpayment Penalty*, later, for information.

More information. For more information about the tax treatment of social security and railroad retirement benefits, see chapter 11. Get Publication 225, *Farmer's Tax Guide*, for information about the tax treatment of commodity credit loans or crop disaster payments.

Backup Withholding

Banks and other businesses that pay you certain kinds of income must file an information return (Form 1099) with the IRS. The informa-

tion return shows how much you were paid during the year. It also includes your name and taxpayer identification number (TIN). TINs are explained in chapter 1.

These payments generally are not subject to withholding. However, "backup" withholding is required in certain situations. Backup withholding can apply to most kinds of payments that are reported on Form 1099.

The payer must withhold at a flat rate in the following situations.

- You do not give the payer your TIN in the required manner.
- The IRS notifies the payer that the TIN you gave is incorrect.
- You are required, but fail, to certify that you are not subject to backup withholding.
- The IRS notifies the payer to start withholding on interest or dividends because you have underreported interest or dividends on your income tax return. The IRS will do this only after it has mailed you four notices over at least a 210-day period.

See *Backup Withholding* in chapter 1 of Publication 505 for more information.

Penalties. There are civil and criminal penalties for giving false information to avoid backup withholding. The civil penalty is \$500. The criminal penalty, upon conviction, is a fine of up to \$1,000 or imprisonment of up to 1 year, or both.

Estimated Tax

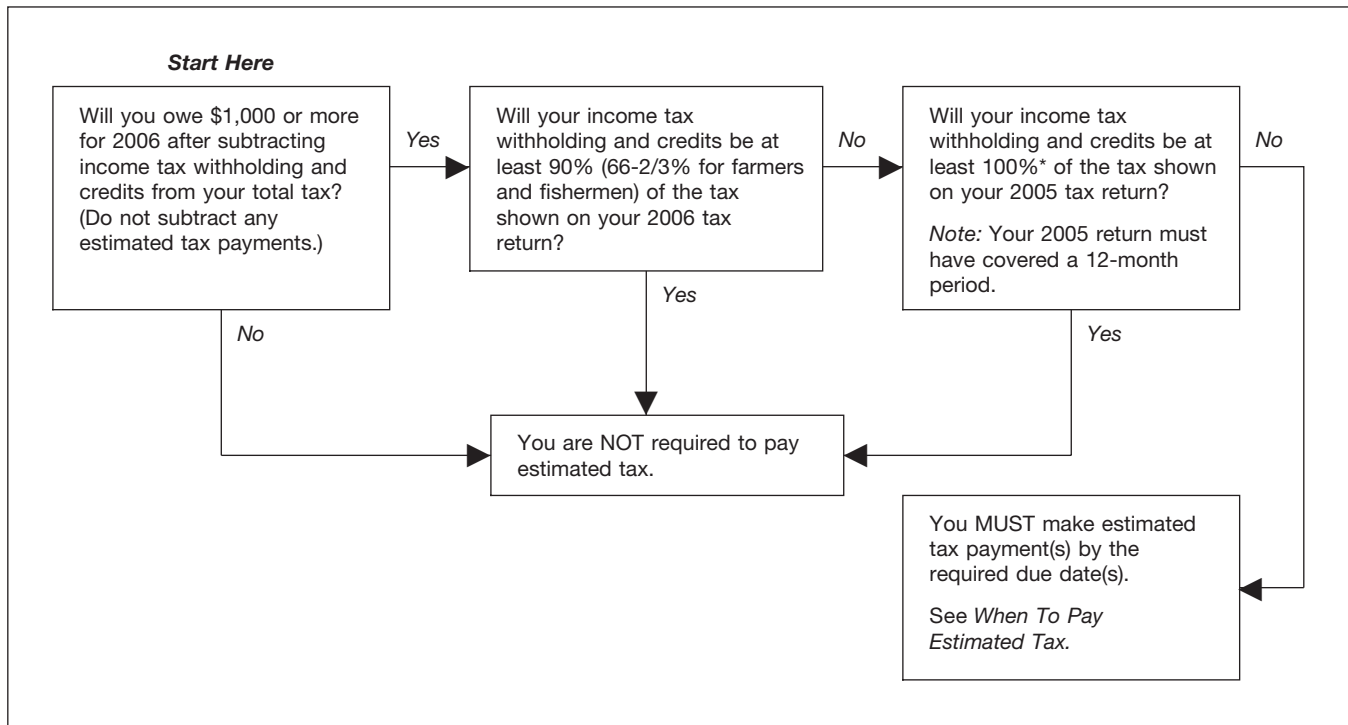
Estimated tax is the method used to pay tax on income that is not subject to withholding. This includes income from self-employment, interest, dividends, alimony, rent, gains from the sale of assets, prizes, and awards. You also may have to pay estimated tax if the amount of income tax being withheld from your salary, pension, or other income is not enough.

Estimated tax is used to pay both income tax and self-employment tax, as well as other taxes and amounts reported on your tax return. If you do not pay enough through withholding or estimated tax payments, you may have to pay a penalty. If you do not pay enough by the due date of each payment period (see *When To Pay Estimated Tax*, later), you may be charged a penalty even if you are due a refund when you file your tax return. For information on when the penalty applies, see *Underpayment Penalty*, later.

Who Does Not Have To Pay Estimated Tax

If you receive salaries or wages, you can avoid having to pay estimated tax by asking your employer to take more tax out of your earnings. To do this, give a new Form W-4 to your employer. See chapter 1 of Publication 505.

Figure 4-A. Do You Have To Pay Estimated Tax?



* 110% if less than two-thirds of your gross income for 2005 and 2006 is from farming or fishing and your 2005 adjusted gross income was more than \$150,000 (\$75,000 if your filing status for 2006 is married filing a separate return).

Estimated tax not required. You do not have to pay estimated tax for 2006 if you meet all three of the following conditions.

- You had no tax liability for 2005.
- You were a U.S. citizen or resident for the whole year.
- Your 2005 tax year covered a 12-month period.

You had no tax liability for 2005 if your total tax was zero or you did not have to file an income tax return.

Who Must Pay Estimated Tax?

If you had a tax liability for 2005, you may have to pay estimated tax for 2006.

General rule. You must pay estimated tax for 2006 if both of the following apply.

1. You expect to owe at least \$1,000 in tax for 2006 after subtracting your withholding and credits.
2. You expect your withholding and credits to be less than the smaller of:
 - a. 90% of the tax to be shown on your 2006 tax return, or
 - b. 100% of the tax shown on your 2005 tax return. Your 2005 tax return must cover all 12 months.

Special rules for farmers, fishermen, and higher income taxpayers. There are exceptions to the general rule for farmers, fishermen, and certain higher income taxpayers. See Fig-

ure 4-A and chapter 2 of Publication 505 for more information.

Aliens. Resident and nonresident aliens may also have to pay estimated tax. Resident aliens should follow the rules in this chapter unless noted otherwise. Nonresident aliens should get Form 1040-ES(NR), U.S. Estimated Tax for Nonresident Alien Individuals.

Married taxpayers. To figure whether you must pay estimated tax, apply the rules discussed here to your separate estimated income. If you can make joint estimated tax payments, you can apply these rules on a joint basis.

You and your spouse can make joint estimated tax payments even if you are not living together.

You and your spouse cannot make joint estimated tax payments if:

- You are legally separated under a decree of divorce or separate maintenance,
- You and your spouse have different tax years, or
- Either spouse is a nonresident alien (unless you elected to be treated as a resident alien (see chapter 1 of Publication 519)).

Whether you and your spouse make joint estimated tax payments or separate payments will not affect your choice of filing a joint tax return or separate returns for 2006.

2005 separate returns and 2006 joint return. If you plan to file a joint return with your spouse for 2006, but you filed separate returns for 2005, your 2005 tax is the total of the tax shown on your separate returns. You filed a separate return if you filed as single, head of household, or married filing separately.

2005 joint return and 2006 separate returns. If you plan to file a separate return for 2006, but you filed a joint return for 2005, your 2005 tax is your share of the tax on the joint return. You file a separate return if you file as single, head of household, or married filing separately.

To figure your share of the tax on the joint return, first figure the tax both you and your spouse would have paid had you filed separate returns for 2005 using the same filing status as for 2006. Then multiply the tax on the joint return by the following fraction.

$$\frac{\text{The tax you would have paid had you filed a separate return}}{\text{The total tax you and your spouse would have paid had you filed separate returns}}$$

Example. Joe and Heather filed a joint return for 2005 showing taxable income of \$48,500 and a tax of \$6,549. Of the \$48,500 taxable income, \$40,100 was Joe's and the rest was Heather's. For 2006, they plan to file married filing separately. Joe figures his share of the tax on the 2005 joint return as follows.

Tax on \$40,100 based on a separate return	\$6,696
Tax on \$8,400 based on a separate return	899
Total	<u>\$ 7,595</u>
Joe's percentage of total (\$6,696 ÷ \$7,595)	88%
Joe's share of tax on joint return (\$6,549 × 88%)	<u>\$ 5,763</u>

How To Figure Estimated Tax

To figure your estimated tax, you must figure your expected adjusted gross income, taxable income, taxes, deductions, and credits for the year.

When figuring your 2006 estimated tax, it may be helpful to use your income, deductions, and credits for 2005 as a starting point. Use your 2005 federal tax return as a guide. You can use Form 1040-ES to figure your estimated tax.

You must make adjustments both for changes in your own situation and for recent changes in the tax law. For 2006, there are several changes in the law. Some of these changes are discussed in Publication 553, *Highlights of 2005 Tax Changes*, or visit the IRS website at www.irs.gov.

Form 1040-ES includes a worksheet to help you figure your estimated tax. Keep the worksheet for your records.

For more complete information and examples of how to figure your estimated tax for 2006, see chapter 2 of Publication 505.

When To Pay Estimated Tax

For estimated tax purposes, the year is divided into four payment periods. Each period has a specific payment due date. If you do not pay enough tax by the due date of each of the payment periods, you may be charged a penalty even if you are due a refund when you file your income tax return. The following chart gives the payment periods and due dates for estimated tax payments.

For the period:	Due date:
Jan. 1* through Mar. 31	Apr. 15
April 1 through May 31	June 15
June 1 through Aug. 31	Sept. 15
Sept. 1 through Dec. 31	Jan. 15 next year**

*If your tax year does not begin on January 1, see the Form 1040-ES instructions.

**See *January payment*, later.

Saturday, Sunday, holiday rule. If the due date for an estimated tax payment falls on a Saturday, Sunday, or legal holiday, the payment will be on time if you make it on the next day that is not a Saturday, Sunday, or legal holiday. For example, a payment due Monday, January 15, 2007, will be on time if you make it by Tuesday, January 16, 2007. January 15 is a legal holiday.

January payment. If you file your 2006 Form 1040 or Form 1040A by January 31, 2007, and pay the rest of the tax you owe, you do not need to make the payment due on January 16, 2007.

Fiscal year taxpayers. If your tax year does not start on January 1, see the Form 1040-ES instructions for your payment due dates.

When To Start

You do not have to make estimated tax payments until you have income on which you will owe the tax. If you have income subject to estimated tax during the first payment period, you must make your first payment by the due date for the first payment period. You can pay all your estimated tax at that time, or you can pay it in installments. If you choose to pay in installments, make your first payment by the due date for the first payment period. Make your remaining installment payments by the due dates for the later periods.

No income subject to estimated tax during first period. If you do not have income subject to estimated tax until a later payment period, you can make your first payment by the due date for that period. You can pay your entire estimated tax by the due date for that period, or you can pay it in installments by the due date for that period and the due dates for the remaining periods. The following chart shows when to make installment payments.

If you first have income on which you must pay estimated tax:	Make a payment by:	Make later installments by:
Before Apr. 1	Apr. 15	June 15 Sept. 15 Jan. 15 next year*
After Mar. 31 and before June 1	June 15	Sept. 15 Jan. 15 next year*
After May 31 and before Sept. 1	Sept. 15	Jan. 15 next year*
After Aug. 31	Jan. 15 next year*	(None)

*See *January payment*, and *Saturday, Sunday, holiday rule under When To Pay Estimated Tax*, earlier.

How much to pay to avoid a penalty. To determine how much you should pay by each payment due date, see *How To Figure Each Payment*, next. If the earlier discussion of *No income subject to estimated tax during first period* or the later discussion of *Change in estimated tax* applies to you, you may need to read *Annualized Income Installment Method* in chapter 2 of Publication 505 for information on how to avoid a penalty.

How To Figure Each Payment

You should pay enough estimated tax by the due date of each payment period to avoid a penalty for that period. You can figure your required payment for each period by using either

the regular installment method or the annualized income installment method. These methods are described in Publication 505. If you do not pay enough each payment period, you may be charged a penalty even if you are due a refund when you file your tax return.

Underpayment penalty. If your estimated tax payment for a previous period is less than one-fourth of your amended estimated tax, you may be charged a penalty for underpayment of estimated tax for that period when you file your tax return. See chapter 4 of Publication 505 for more information.

Change in estimated tax. After you make an estimated tax payment, changes in your income, adjustments, deductions, credits, or exemptions may make it necessary for you to refigure your estimated tax. Pay the unpaid balance of your amended estimated tax by the next payment due date after the change or in installments by that date and the due dates for the remaining payment periods.

Estimated Tax Payments Not Required

You do not have to pay estimated tax if your withholding in each payment period is at least as much as:

- One-fourth of your required annual payment, or
- Your required annualized income installment for that period.

You also do not have to pay estimated tax if you will pay enough through withholding to keep the amount you owe with your return under \$1,000.

How To Pay Estimated Tax

There are five ways to pay estimated tax.

- By crediting an overpayment on your 2005 return to your 2006 estimated tax.
- By sending in your payment with a payment voucher from Form 1040-ES.
- By using the Electronic Federal Tax Payment System (EFTPS). For EFTPS information, see chapter 1.
- By electronic funds withdrawal if you are filing Form 1040 or Form 1040A electronically.
- By credit card using a pay-by-phone system or the Internet.

Crediting an Overpayment

When you file your Form 1040 or Form 1040A for 2005 and you have an overpayment of tax, you can apply part or all of it to your estimated tax for 2006. On line 74 of Form 1040, or line 46 of Form 1040A, enter the amount you want credited to your estimated tax rather than refunded. The amount you have credited should be taken into account when figuring your estimated tax payments.

The credit will be applied to your payments in the order necessary to avoid the penalty for underpayment of estimated tax. You cannot have any of that amount refunded to you until the close of that tax year. You also cannot use that overpayment in any other way.

Using the Payment Vouchers

Each payment of estimated tax must be accompanied by a payment voucher from Form 1040-ES. If you made estimated tax payments last year, you should receive a copy of the 2006 Form 1040-ES in the mail. It will have payment vouchers preprinted with your name, address, and social security number. Using the preprinted vouchers will speed processing, reduce the chance of error, and help save processing costs.

If you did not pay estimated tax last year, you will have to get Form 1040-ES. After you make your first payment, a Form 1040-ES package with the preprinted vouchers will be mailed to you. Follow the instructions in the package to make sure you use the vouchers correctly.

Use the window envelopes that came with your Form 1040-ES package. If you use your own envelope, make sure you mail your payment vouchers to the address shown in the Form 1040-ES instructions for the place where you live.



Do not use the address shown in the Form 1040 or Form 1040A instructions.

If you file a joint return and you are making joint estimated tax payments, please enter the names and social security numbers on the payment voucher in the same order as they will appear on the joint return.

Change of address. You must notify the IRS if you are making estimated tax payments and you changed your address during the year. You must send a clear and concise written statement to the IRS Service Center where you filed your last return and provide all of the following:

- Your full name (and spouse's full name),
- Your signature (and spouse's signature),
- Your old address (and spouse's old address if different),
- Your new address, and
- Your social security number (and spouse's social security number).

You can use Form 8822, Change of Address, for this purpose.

You can continue to use your old preprinted payment vouchers until the IRS sends you new ones. However, do not correct the address on the old voucher.

Payment by Electronic Funds Withdrawal or Credit Card

If you want to make estimated payments by electronic funds withdrawal or by credit card, see the Form 1040-ES instructions or *How To Pay Estimated Tax* in Publication 505.

Credit for Withholding and Estimated Tax

When you file your 2005 income tax return, take credit for all the income tax and excess social security or railroad retirement tax withheld from your salary, wages, pensions, etc. Also, take credit for the estimated tax you paid for 2005. These credits are subtracted from your tax. You should file a return and claim these credits, even if you do not owe tax.

If you had two or more employers and were paid wages of more than \$90,000 during 2005, too much social security or railroad retirement tax may have been withheld from your wages. See *Credit for Excess Social Security Tax or Railroad Retirement Tax Withheld* in chapter 37.

Withholding

If you had income tax withheld during 2005, you should be sent a statement by January 31, 2006, showing your income and the tax withheld. Depending on the source of your income, you will receive:

- Form W-2, Wage and Tax Statement,
- Form W-2G, Certain Gambling Winnings, or
- A form in the 1099 series.

Forms W-2 and W-2G. You file Form W-2 with your income tax return. File Form W-2G with your return if it shows any federal income tax withheld from your winnings.

You should get at least two copies of each form you receive. Attach one copy to the front of your federal income tax return. Keep one copy for your records. You should also receive copies to file with your state and local returns.

Form W-2

Your employer should send you a Form W-2 for 2005 by January 31, 2006. You should receive a separate Form W-2 from each employer you worked for.

If you stopped working before the end of the year, your employer could have given you your Form W-2 at any time after you stopped working. However, your employer must send it to you by January 31, 2006.

If you ask for the form, your employer must send it to you within 30 days after receiving your written request or within 30 days after your final wage payment, whichever is later.

If you have not received your Form W-2 on time, you should ask your employer for it. If you do not receive it by February 15, call the IRS.

Form W-2 shows your total pay and other compensation and the income tax, social security tax, and Medicare tax that was withheld during the year. Include the federal income tax withheld (as shown on Form W-2) on:

- Line 64 if you file Form 1040,
- Line 39 if you file Form 1040A, or
- Line 7 if you file Form 1040EZ.

Form W-2 is also used to report any taxable sick pay you received and any income tax withheld from your sick pay.

Form W-2G

If you had gambling winnings in 2005, the payer may have withheld income tax. If tax was withheld, the payer will give you a Form W-2G showing the amount you won and the amount of tax withheld.

Report the amounts you won on line 21 of Form 1040. Take credit for the tax withheld on line 64 of Form 1040. If you had gambling winnings, you must use Form 1040; you cannot use Form 1040A or Form 1040EZ.

The 1099 Series

Most forms in the 1099 series are not filed with your return. You should be sent these forms by January 31, 2006. Keep these forms for your records. There are several different forms in this series, including:

- Form 1099-B, Proceeds From Broker and Barter Exchange Transactions,
- Form 1099-DIV, Dividends and Distributions,
- Form 1099-G, Certain Government Payments,
- Form 1099-INT, Interest Income,
- Form 1099-MISC, Miscellaneous Income,
- Form 1099-OID, Original Issue Discount,
- Form 1099-R, Distributions From Pensions, Annuities, Retirement or Profit-Sharing Plans, IRAs, Insurance Contracts, etc.,
- Form SSA-1099, Social Security Benefit Statement, and
- Form RRB-1099, Payments by the Railroad Retirement Board.

If you received the types of income reported on some forms in the 1099 series, you may not be able to use Form 1040A or Form 1040EZ. See the instructions to these forms for details.

Form 1099-R. Attach Form 1099-R to your return if box 4 shows federal income tax withheld. Include the amount withheld in the total on line 64 of Form 1040 or line 39 of Form 1040A. You cannot use Form 1040EZ if you received payments reported on Form 1099-R.

Backup withholding. If you were subject to backup withholding on income you received during 2005, include the amount withheld, as shown on your Form 1099, in the total on line 64 of Form 1040, line 39 of Form 1040A, or line 7 of Form 1040EZ.

Form Not Correct

If you receive a form with incorrect information on it, you should ask the payer for a corrected form. Call the telephone number or write to the address given for the payer on the form. The corrected Form W-2G or Form 1099 you receive will be marked "Corrected." A special form, Form

W-2c, Corrected Wage and Tax Statement, is used to correct a Form W-2.

Form Received After Filing

If you file your return and you later receive a form for income that you did not include on your return, you should report the income and take credit for any income tax withheld by filing Form 1040X, Amended U.S. Individual Income Tax Return.

Separate Returns

If you are married but file a separate return, you can take credit only for the tax withheld from your own income. Do not include any amount withheld from your spouse's income. However, different rules may apply if you live in a community property state.

Community property states are listed in chapter 2. For more information on these rules, and some exceptions, see Publication 555, Community Property.

Fiscal Years

If you file your tax return on the basis of a fiscal year (a 12-month period ending on the last day of any month except December), you must follow special rules to determine your credit for federal income tax withholding. For a discussion of how to take credit for withholding on a fiscal year return, see *Fiscal Years* in chapter 3 of Publication 505.

Estimated Tax

Take credit for all your estimated tax payments for 2005 on line 65 of Form 1040 or line 40 of Form 1040A. Include any overpayment from 2004 that you had credited to your 2005 estimated tax. You must use Form 1040 or Form 1040A if you paid estimated tax. You cannot use Form 1040EZ.

Name changed. If you changed your name, and you made estimated tax payments using your old name, attach a brief statement to the front of your tax return indicating:

- When you made the payments,
- The amount of each payment,
- The IRS address to which you sent the payments,
- Your name when you made the payments, and
- Your social security number.

The statement should cover payments you made jointly with your spouse as well as any you made separately.

Separate Returns

If you and your spouse made separate estimated tax payments for 2005 and you file separate returns, you can take credit only for your own payments.

If you made joint estimated tax payments, you must decide how to divide the payments between your returns. One of you can claim all of the estimated tax paid and the other none, or you can divide it in any other way you agree on. If you cannot agree, you must divide the payments in proportion to each spouse's individual tax as shown on your separate returns for 2005.

Divorced Taxpayers

If you made joint estimated tax payments for 2005, and you were divorced during the year, either you or your former spouse can claim all of the joint payments, or you each can claim part of them. If you cannot agree on how to divide the payments, you must divide them in proportion to each spouse's individual tax as shown on your separate returns for 2005.

If you claim any of the joint payments on your tax return, enter your former spouse's social security number (SSN) in the space provided on the front of Form 1040 or Form 1040A. If you divorced and remarried in 2005, enter your present spouse's SSN in that space and write your former spouse's SSN, followed by "DIV," to the left of line 65, Form 1040, or line 40, Form 1040A.

Underpayment Penalty

If you did not pay enough tax either through withholding or by making estimated tax payments, you will have an underpayment of estimated tax and you may have to pay a penalty. Generally, you will not have to pay a penalty for 2005 if any of the following situations applies.

- The total of your withholding and estimated tax payments was at least as much as your 2004 tax (or 110% of your 2004 tax if your adjusted gross income was more than \$150,000, \$75,000 if your 2005 filing status is married filing separately) and you paid all required estimated tax payments on time.
- The tax balance due on your return is no more than 10% of your total 2005 tax, and you paid all required estimated tax payments on time.
- Your total 2005 tax minus your withholding is less than \$1,000.
- You did not have a tax liability for 2004.
- You did not have any withholding taxes and your current year tax less any household employment taxes is less than \$1,000.

Special rules apply if you are a farmer or fisherman. See *Farmers and Fishermen* in chapter 4 of Publication 505 for more information.

IRS can figure the penalty for you. If you think you owe the penalty but you do not want to figure it yourself when you file your tax return, you may not have to. Generally, the IRS will figure the penalty for you and send you a bill. However, you must complete Form 2210 and attach it to your return if you think you are able to lower or eliminate your penalty. See chapter 4 of Publication 505.

Part Two.

Income

The eight chapters in this part discuss many kinds of income. They explain which income is and is not taxed. See Part Three for information on gains and losses you report on Schedule D (Form 1040) and for information on selling your home.

5.

Wages, Salaries, and Other Earnings

What's New

Elective deferrals. The limit on the amount of your wages you can elect to defer into certain retirement plans (such as section 401(k) plans) increases each year through 2006. If you are age 50 or older, you may be able to make additional catch-up elective deferrals. See *Elective deferrals* in *Retirement Plan Contributions* under *Employee Compensation*.

Katrina Emergency Tax Relief Act of 2005. This Act provides tax relief for persons affected by Hurricane Katrina. Under this Act, you may be able to exclude from income amounts you receive as mileage reimbursements from a qualified charitable organization. See Publication 4492.

Reminder

Foreign income. If you are a U.S. citizen or resident alien, you must report income from sources outside the United States (foreign income) on your tax return unless it is exempt by U.S. law. This is true whether you reside inside or outside the United States and whether or not you receive a Form W-2, Wage and Tax Statement, or Form 1099 from the foreign payer. This applies to earned income (such as wages and tips) as well as unearned income (such as interest, dividends, capital gains, pensions, rents, and royalties).

If you reside outside the United States, you may be able to exclude part or all of your foreign source earned income. For details, see Publication 54, *Tax Guide for U.S. Citizens and Resident Aliens Abroad*.

Introduction

This chapter discusses compensation received for services as an employee, such as wages, salaries, and fringe benefits. The topics include:

- Bonuses and awards,
- Special rules for certain employees, and
- Sickness and injury benefits.

The chapter explains what income is included in the employee's gross income and what is not included.

Useful Items

You may want to see:

Publication

- 463 Travel, Entertainment, Gift, and Car Expenses
- 503 Child and Dependent Care Expenses
- 505 Tax Withholding and Estimated Tax
- 525 Taxable and Nontaxable Income

Employee Compensation

This section discusses various types of employee compensation including fringe benefits, retirement plan contributions, stock options, and restricted property.

Form W-2. If you are an employee, you should receive Form W-2 from your employer showing the pay you received for your services. Include your pay on line 7 of Form 1040 or Form 1040A, or on line 1 of Form 1040EZ, even if you do not receive a Form W-2.

Child care providers. If you provide child-care, either in the child's home or in your home or other place of business, the pay you receive must be included in your income. If you are not an employee, you are probably self-employed and must include payments for your services on Schedule C (Form 1040), Profit or Loss From Business, or Schedule C-EZ (Form 1040), Net Profit From Business. You generally are not an employee unless you are subject to the will and control of the person who employs you as to what you are to do and how you are to do it.

Baby-sitting. If you baby-sit for relatives or neighborhood children, whether on a regular basis or only periodically, the rules for childcare providers apply to you.

Miscellaneous Compensation

This section discusses different types of employee compensation.

Advance commissions and other earnings.

If you receive advance commissions or other amounts for services to be performed in the future and you are a cash-method taxpayer, you must include these amounts in your income in the year you receive them.

If you repay unearned commissions or other amounts in the same year you receive them, reduce the amount included in your income by the repayment. If you repay them in a later tax year, you can deduct the repayment as an itemized deduction on your Schedule A (Form 1040), or you may be able to take a credit for that year. See *Repayments* in chapter 12.

Allowances and reimbursements. If you receive travel, transportation, or other business expense allowances or reimbursements from your employer, see Publication 463. If you are reimbursed for moving expenses, see Publication 521, *Moving Expenses*.

Back pay awards. Include in income amounts you are awarded in a settlement or judgment for back pay. These include payments made to you for damages, unpaid life insurance premiums, and unpaid health insurance premiums. They should be reported to you by your employer on Form W-2.

Bonuses and awards. Bonuses or awards you receive for outstanding work are included in your income and should be shown on your Form W-2. These include prizes such as vacation trips for meeting sales goals. If the prize or award you receive is goods or services, you must include the fair market value of the goods or services in your income. However, if your employer merely promises to pay you a bonus or award at some future time, it is not taxable until you receive it or it is made available to you.

Employee achievement award. If you receive tangible personal property (other than cash, a gift certificate, or an equivalent item) as an award for length of service or safety achievement, you generally can exclude its value from your income. However, the amount you can exclude is limited to your employer's cost and cannot be more than \$1,600 (\$400 for awards that are not qualified plan awards) for all such awards you receive during the year. Your employer can tell you whether your award is a qualified plan award. Your employer must make the award as part of a meaningful presentation, under conditions and circumstances that do not create a significant likelihood of it being disguised pay.

However, the exclusion does not apply to the following awards.

- A length-of-service award if you received it for less than 5 years of service or if you received another length-of-service award during the year or the previous 4 years.

- A safety achievement award if you are a manager, administrator, clerical employee, or other professional employee or if more than 10% of eligible employees previously received safety achievement awards during the year.

Example. Ben Green received three employee achievement awards during the year: a nonqualified plan award of a watch valued at \$250, and two qualified plan awards of a stereo valued at \$1,000 and a set of golf clubs valued at \$500. Assuming that the requirements for qualified plan awards are otherwise satisfied, each award by itself would be excluded from income. However, because the \$1,750 total value of the awards is more than \$1,600, Ben must include \$150 (\$1,750 – \$1,600) in his income.

Government cost-of-living allowances. Cost-of-living allowances generally are included in your income. However, they are not included in your income if you are a federal civilian employee or a federal court employee who is stationed in Alaska, Hawaii, or outside the United States.

Allowances and differentials that increase your basic pay as an incentive for taking a less desirable post of duty are part of your compensation and must be included in income. For example, your compensation includes Foreign Post, Foreign Service, and Overseas Tropical differentials. For more information, see Publication 516, U.S. Government Civilian Employees Stationed Abroad.

Nonqualified deferred compensation plans. Your employer will report to you the total amount of deferrals for the year under a nonqualified deferred compensation plan. This amount is shown on Form W-2, box 12, using code Y. This amount is not included in your income.

However, if at any time during the tax year, the plan fails to meet certain requirements, or is not operated under those requirements, all amounts deferred under the plan for the tax year and all preceding tax years are included in your income for the current year. This amount is included in your wages shown on Form W-2, box 1. It is also shown on Form W-2, box 12, using code Z.

For information on the requirements and the amount to include in income, see Internal Revenue Code section 409A and Notice 2005-1. The notice is on page 274 of Internal Revenue Bulletin 2005-2 at www.irs.gov/pub/irs-irbs/irb05-02.pdf.

Note received for services. If your employer gives you a secured note as payment for your services, you must include the fair market value (usually the discount value) of the note in your income for the year you receive it. When you later receive payments on the note, a proportionate part of each payment is the recovery of the fair market value that you previously included in your income. Do not include that part again in your income. Include the rest of the payment in your income in the year of payment.

If your employer gives you a nonnegotiable unsecured note as payment for your services, payments on the note that are credited toward the principal amount of the note are compensation income when you receive them.

Severance pay. Amounts you receive as severance pay are taxable. A lump-sum payment for cancellation of your employment contract must be included in your income in the tax year you receive it.

Accrued leave payment. If you are a federal employee and receive a lump-sum payment for accrued annual leave when you retire or resign, this amount will be included as wages on your Form W-2.

If you resign from one agency and are reemployed by another agency, you may have to repay part of your lump-sum annual leave payment to the second agency. You can reduce gross wages by the amount you repaid in the same tax year in which you received it. Attach to your tax return a copy of the receipt or statement given to you by the agency you repaid to explain the difference between the wages on the return and the wages on your Forms W-2.

Outplacement services. If you choose to accept a reduced amount of severance pay so that you can receive outplacement services (such as training in résumé writing and interview techniques), you must include the unreduced amount of the severance pay in income.

However, you can deduct the value of these outplacement services (up to the difference between the severance pay included in income and the amount actually received) as a miscellaneous deduction (subject to the 2% of adjusted gross income (AGI) limit) on Schedule A (Form 1040).

Sick pay. Pay you receive from your employer while you are sick or injured is part of your salary or wages. In addition, you must include in your income sick pay benefits received from any of the following payers.

- A welfare fund.
- A state sickness or disability fund.
- An association of employers or employees.
- An insurance company, if your employer paid for the plan.

However, if you paid the premiums on an accident or health insurance policy, the benefits you receive under the policy are not taxable. For more information, see Publication 525.

Social security and Medicare taxes paid by employer. If you and your employer have an agreement that your employer pays your social security and Medicare taxes without deducting them from your gross wages, you must report the amount of tax paid for you as taxable wages on your tax return. The payment is also treated as wages for figuring your social security and Medicare taxes and your social security and Medicare benefits. However, these payments are not treated as social security and Medicare wages if you are a household worker or a farm worker.

Stock appreciation rights. Do not include a stock appreciation right granted by your employer in income until you exercise (use) the right. When you use the right, you are entitled to a cash payment equal to the fair market value of the corporation's stock on the date of use minus the fair market value on the date the right was

granted. You include the cash payment in your income in the year you use the right.

Fringe Benefits

Fringe benefits received in connection with the performance of your services are included in your income as compensation unless you pay fair market value for them or they are specifically excluded by law. Abstaining from the performance of services (for example, under a covenant not to compete) is treated as the performance of services for purposes of these rules.

Accounting period. You must use the same accounting period your employer uses to report your taxable noncash fringe benefits. Your employer has the option to report taxable noncash fringe benefits by using either of the following rules.

- The general rule: benefits are reported for a full calendar year (January 1 – December 31).
- The special accounting period rule: benefits provided during the last 2 months of the calendar year (or any shorter period) are treated as paid during the following calendar year. For example, each year your employer reports the value of benefits provided during the last 2 months of the prior year and the first 10 months of the current year.

Your employer does not have to use the same accounting period for each fringe benefit, but must use the same period for all employees who receive a particular benefit.

You must use the same accounting period that you use to report the benefit to claim an employee business deduction (for use of a car, for example).

Form W-2. Your employer reports your taxable fringe benefits in box 1 (Wages, tips, other compensation) of Form W-2. The total value of your fringe benefits may also be noted in box 14. The value of your fringe benefits may be added to your other compensation on one Form W-2, or you may receive a separate Form W-2 showing just the value of your fringe benefits in box 1 with a notation in box 14.

Accident or Health Plan

Generally, the value of accident or health plan coverage provided to you by your employer is not included in your income. Benefits you receive from the plan may be taxable, as explained later under *Sickness and Injury Benefits*.

Long-term care coverage. Contributions by your employer to provide coverage for long-term care services generally are not included in your income. However, contributions made through a flexible spending or similar arrangement (such as a cafeteria plan) must be included in your income. This amount will be reported as wages in box 1 of your Form W-2.

Contributions you make to the plan are discussed in Publication 502, Medical and Dental Expenses.

Archer MSA contributions. Contributions by your employer to your Archer MSA generally are not included in your income. Their total will be reported in box 12 of Form W-2 with code R. You must report this amount on Form 8853, Archer MSAs and Long-Term Care Insurance Contracts. File the form with your return.

If your employer does not make contributions to your MSA, you can make your own contributions to your MSA. These contributions are discussed in Publication 969, Health Savings Accounts and Other Tax-Favored Health Plans. Also, see Form 8853.

Health flexible spending arrangement (health FSA). If your employer provides a health FSA that qualifies as an accident or health plan, the amount of your salary reduction, and reimbursements of your medical care expenses and those of your spouse and dependents, generally are not included in your income.

Health reimbursement arrangement (HRA). If your employer provides an HRA that qualifies as an accident or health plan, coverage and reimbursements of your medical care expenses and those of your spouse and dependents generally are not included in your income.

See also *Reimbursement for medical care under Other Sickness and Injury Benefits*, later.

Health savings accounts (HSA). If you are an eligible individual, you and any other person, including your employer or a family member, can make contributions to your HSA. Contributions, other than employer contributions, are deductible on your return whether or not you itemize deductions. Contributions made by your employer are not included in your income. Distributions from your HSA that are used to pay qualified medical expenses are not included in your income. Distributions not used for qualified medical expenses are included in your income. See Publication 969, Health Savings Accounts and Other Tax-Favored Health Plans, for more information.

Contributions by a partnership to a *bona fide* partner's HSA are not contributions by an employer. The contributions are treated as a distribution of money and are not included in the partner's gross income. Contributions by a partnership to a partner's HSA for services rendered are treated as guaranteed payments that are includible in the partner's gross income. In both situations, the partner can deduct the contribution made to the partner's HSA.

Contributions by an S corporation to a 2% shareholder-employee's HSA for services rendered are treated as guaranteed payments and are includible in the shareholder-employee's gross income. The shareholder-employee can deduct the contribution made to the shareholder-employee's HSA.

Adoption Assistance

You may be able to exclude from your income amounts paid or expenses incurred by your em-

ployer for qualified adoption expenses in connection with your adoption of an eligible child. See the Instructions for Form 8839, for more information.

Adoption benefits are reported by your employer in box 12 of Form W-2 with code T. They are also included as social security and Medicare wages in boxes 3 and 5. However, they are not included as wages in box 1. To determine the taxable and nontaxable amounts, you must complete Part III of Form 8839, Qualified Adoption Expenses. File the form with your return.

De Minimis (Minimal) Benefits

If your employer provides you with a product or service and the cost of it is so small that it would be unreasonable for the employer to account for it, the value is not included in your income. Generally, the value of benefits such as discounts at company cafeterias, cab fares home when working overtime, and company picnics are not included in your income.

Holiday gifts. If your employer gives you a turkey, ham, or other item of nominal value at Christmas or other holidays, do not include the value of the gift in your income. However, if your employer gives you cash, a gift certificate, or a similar item that you can easily exchange for cash, you include the value of that gift as extra salary or wages regardless of the amount involved.

Educational Assistance

You can exclude from your income up to \$5,250 of qualified employer-provided educational assistance. For more information, see Publication 970, Tax Benefits for Education.

Employer-Provided Vehicles

If your employer provides a car (or other highway motor vehicle) to you, your personal use of the car is usually a taxable noncash fringe benefit.

Your employer must determine the actual value of this fringe benefit to include in your income. For more information, see Publication 525.



Certain employer-provided transportation can be excluded from gross income. See the discussion on Transportation, later.

Group-Term Life Insurance

Generally, the cost of up to \$50,000 of group-term life insurance coverage provided to you by your employer (or former employer) is not included in your income. However, you must include in income the cost of employer-provided

insurance that is more than the cost of \$50,000 of coverage reduced by any amount you pay toward the purchase of the insurance.

For exceptions, see *Entire cost excluded*, and *Entire cost taxed*, later.

If your employer provided more than \$50,000 of coverage, the amount included in your income is reported as part of your wages in box 1 of your Form W-2. It is also shown separately in box 12 with code C.

Group-term life insurance. This insurance is term life insurance protection (insurance for a fixed period of time) that:

- Provides a general death benefit,
- Is provided to a group of employees,
- Is provided under a policy carried by the employer, and
- Provides an amount of insurance to each employee based on a formula that prevents individual selection.

Permanent benefits. If your group-term life insurance policy includes permanent benefits, such as a paid-up or cash surrender value, you must include in your income, as wages, the cost of the permanent benefits minus the amount you pay for them. Your employer should be able to tell you the amount to include in your income.

Accidental death benefits. Insurance that provides accidental or other death benefits but does not provide general death benefits (travel insurance, for example) is not group-term life insurance.

Former employer. If your former employer provided more than \$50,000 of group-term life insurance coverage during the year, the amount included in your income is reported as wages in box 1 of Form W-2. Also, it is shown separately in box 12 with code C. Box 12 also will show the amount of uncollected social security and Medicare taxes on the excess coverage, with codes M and N. You must pay these taxes with your income tax return. Include them in your total tax on line 63, Form 1040, and enter "UT" and the amount of the taxes on the dotted line next to line 63.

Two or more employers. Your exclusion for employer-provided group-term life insurance coverage cannot exceed the cost of \$50,000 of coverage, whether the insurance is provided by a single employer or multiple employers. If two or more employers provide insurance coverage that totals more than \$50,000, the amounts reported as wages on your Forms W-2 will not be correct. You must figure how much to include in your income. Reduce the amount you figure by any amount reported with code C in box 12 of your Forms W-2, add the result to the wages reported in box 1, and report the total on your return.

Figuring the taxable cost. Use the following worksheet to figure the amount to include in your income.

Worksheet 5-1. Figuring the Cost of Group-Term Life Insurance To Include in Income

1. Enter the total amount of your insurance coverage from your employer(s)	1.	_____
2. Limit on exclusion for employer-provided group-term life insurance coverage	2.	<u>50,000</u>
3. Subtract line 2 from line 1	3.	_____
4. Divide line 3 by \$1,000. Figure to the nearest tenth	4.	_____
5. Go to Table 5-1. Using your age on the last day of the tax year, find your age group in the left column, and enter the cost from the column on the right for your age group	5.	_____
6. Multiply line 4 by line 5	6.	_____
7. Enter the number of full months of coverage at this cost	7.	_____
8. Multiply line 6 by line 7	8.	_____
9. Enter the premiums you paid per month	9.	_____
10. Enter the number of months you paid the premiums	10.	_____
11. Multiply line 9 by line 10	11.	_____
12. Subtract line 11 from line 8. Include this amount in your income as wages	12.	_____

Worksheet 5-1. Figuring the Cost of Group-Term Life Insurance to Include in Income—Illustrated

1. Enter the total amount of your insurance coverage from your employer(s)	1.	<u>80,000</u>
2. Limit on exclusion for employer-provided group-term life insurance coverage	2.	<u>50,000</u>
3. Subtract line 2 from line 1	3.	<u>30,000</u>
4. Divide line 3 by \$1,000. Figure to the nearest tenth	4.	<u>30.0</u>
5. Go to Table 5-1. Using your age on the last day of the tax year, find your age group in the left column, and enter the cost from the column on the right for your age group	5.	<u>.23</u>
6. Multiply line 4 by line 5	6.	<u>6.90</u>
7. Enter the number of full months of coverage at this cost	7.	<u>12</u>
8. Multiply line 6 by line 7	8.	<u>82.80</u>
9. Enter the premiums you paid per month	9.	<u>4.15</u>
10. Enter the number of months you paid the premiums	10.	<u>12</u>
11. Multiply line 9 by line 10	11.	<u>49.80</u>
12. Subtract line 11 from line 8. Include this amount in your income as wages	12.	<u>33.00</u>

Table 5-1. Cost of \$1,000 of Group-Term Life Insurance for One Month

Age	Cost
Under 25	\$.05
25 through 2906
30 through 3408
35 through 3909
40 through 4410
45 through 4915
50 through 5423
55 through 5943
60 through 6466
65 through 69	1.27
70 and older	2.06

Example. You are 51 years old and work for employers A and B. Both employers provide group-term life insurance coverage for you for the entire year. Your coverage is \$35,000 with employer A and \$45,000 with employer B. You pay premiums of \$4.15 a month under the employer B group plan. You figure the amount to include in your income as follows.

Entire cost excluded. You are not taxed on the cost of group-term life insurance if any of the following circumstances apply.

1. You are permanently and totally disabled and have ended your employment.
2. Your employer is the beneficiary of the policy for the entire period the insurance is in force during the tax year.
3. A charitable organization (defined in chapter 24) to which contributions are deductible is the only beneficiary of the policy for the entire period the insurance is in force during the tax year. (You are not entitled to a deduction for a charitable contribution for naming a charitable organization as the beneficiary of your policy.)
4. The plan existed on January 1, 1984, and:
 - a. You retired before January 2, 1984, and were covered by the plan when you retired, or
 - b. You reached age 55 before January 2, 1984, and were employed by the employer or its predecessor in 1983.

Entire cost taxed. You are taxed on the entire cost of group-term life insurance if either of the following circumstances apply.

- The insurance is provided by your employer through a qualified employees' trust, such as a pension trust or a qualified annuity plan.
- You are a key employee and your employer's plan discriminates in favor of key employees.

Retirement Planning Services

If your employer has a qualified retirement plan, qualified retirement planning services provided to you (and your spouse) by your employer are not included in your income. Qualified services include retirement planning advice, information about your employer's retirement plan, and information about how the plan may fit into your overall individual retirement income plan. You cannot exclude the value of any tax preparation, accounting, legal, or brokerage services provided by your employer.

Transportation

If your employer provides you with a qualified transportation fringe benefit, it can be excluded from your income, up to certain limits. A qualified transportation fringe benefit is:

- Transportation in a commuter highway vehicle (such as a van) between your home and work place,
- A transit pass, or
- Qualified parking.

Cash reimbursement by your employer for these expenses under a *bona fide* reimbursement arrangement is also excludable. However, cash reimbursement for a transit pass is excludable only if a voucher or similar item that can be exchanged only for a transit pass is not readily available for direct distribution to you.

Exclusion limit. The exclusion for commuter highway vehicle transportation and transit pass fringe benefits cannot be more than a total of \$105 a month.

The exclusion for the qualified parking fringe benefit cannot be more than \$200 a month.

If the benefits have a value that is more than these limits, the excess must be included in your income.

Commuter highway vehicle. This is a highway vehicle that seats at least six adults (not including the driver). At least 80% of the vehicle's mileage must reasonably be expected to be:

- For transporting employees between their homes and work place, and
- On trips during which employees occupy at least half of the vehicle's adult seating capacity (not including the driver).

Transit pass. This is any pass, token, fare-card, voucher, or similar item entitling a person to ride mass transit (whether public or private) free or at a reduced rate or to ride in a commuter highway vehicle operated by a person in the business of transporting persons for compensation.

Qualified parking. This is parking provided to an employee at or near the employer's place of business. It also includes parking provided on or near a location from which the employee commutes to work by mass transit, in a commuter highway vehicle, or by carpool. It does not include parking at or near the employee's home.

Retirement Plan Contributions

Your employer's contributions to a qualified retirement plan for you are not included in income at the time contributed. (Your employer can tell you whether your retirement plan is qualified.) However, the cost of life insurance coverage included in the plan may have to be included. See *Group-Term Life Insurance*, earlier, under *Fringe Benefits*.

If your employer pays into a nonqualified plan for you, you generally must include the contributions in your income as wages for the tax year in which the contributions are made. However, if your interest in the plan is not transferable or is subject to a substantial risk of forfeiture (you have a good chance of losing it) at the time of the contribution, you do not have to include the value of your interest in your income until it is transferable or is no longer subject to a substantial risk of forfeiture.

Elective deferrals. If you are covered by certain kinds of retirement plans, you can choose to have part of your compensation contributed by your employer to a retirement fund, rather than have it paid to you. The amount you set aside (called an elective deferral) is treated as an employer contribution to a qualified plan. It is not included in wages subject to income tax at the time contributed. However, it is included in wages subject to social security and Medicare taxes.

Elective deferrals include elective contributions to the following retirement plans.

1. Cash or deferred arrangements (section 401(k) plans).
2. The Thrift Savings Plan for federal employees.
3. Salary reduction simplified employee pension plans (SARSEP).
4. Savings incentive match plans for employees (SIMPLE plans).
5. Tax-sheltered annuity plans (403(b) plans).
6. Section 501(c)(18)(D) plans.
7. Section 457 plans.

Overall limit on deferrals. For 2005, you generally should not have deferred more than a total of \$14,000 of contributions to the plans listed in (1) through (6) above. You should not have deferred more than the lesser of your includible compensation or \$14,000 of contributions to the plan listed in (7) above (section 457 plan).

Excess deferrals. Your employer or plan administrator should apply the proper annual limit when figuring your plan contributions. However, you are responsible for monitoring the total you defer to ensure that the deferrals are not more than the overall limit.

If you set aside more than the limit, the excess generally must be included in your income for that year. See Publication 525 for a discussion of the tax treatment of excess deferrals.

Catch-up contributions. You may be allowed catch-up contributions (additional elective deferral) if you are age 50 or older by the end of your tax year.

Stock Options

If you receive a nonstatutory option to buy or sell stock or other property as payment for your services, you usually will have income when you receive the option, when you exercise the option (use it to buy or sell the stock or other property), or when you sell or otherwise dispose of the option. However, if your option is a statutory stock option, you will not have any income until you sell or exchange your stock. Your employer can tell you which kind of option you hold. For more information, see Publication 525.

Restricted Property

Generally, if you receive property for your services, you must include its fair market value in your income in the year you receive the property. However, if you receive stock or other property that has certain restrictions that affect its value, you do not include the value of the property in your income until it has substantially vested. (You can choose to include the value of the property in your income in the year it is transferred to you.) For more information, see *Restricted Property* in Publication 525.

Dividends received on restricted stock. Dividends you receive on restricted stock are treated as compensation and not as dividend income. Your employer should include these payments on your Form W-2.

Stock you chose to include in income. Dividends you receive on restricted stock you chose to include in your income in the year transferred are treated the same as any other dividends. Report them on your return as dividends. For a discussion of dividends, see chapter 8.

For information on how to treat dividends reported on both your Form W-2 and Form 1099-DIV, see *Dividends received on restricted stock* in Publication 525.

Special Rules for Certain Employees

This section deals with special rules for people in certain types of employment: members of the clergy, members of religious orders, people working for foreign employers, military personnel, and volunteers.

Clergy

If you are a member of the clergy, you must include in your income offerings and fees you receive for marriages, baptisms, funerals, masses, etc., in addition to your salary. If the offering is made to the religious institution, it is not taxable to you.

If you are a member of a religious organization and you give your outside earnings to the organization, you still must include the earnings in your income. However, you may be entitled to a charitable contribution deduction for the amount paid to the organization. See chapter 24.

Pension. A pension or retirement pay for a member of the clergy is usually treated as any other pension or annuity. It must be reported on lines 16a and 16b of Form 1040 or on lines 12a and 12b of Form 1040A.

Housing. Special rules for housing apply to members of the clergy. Under these rules, you do not include in your income the rental value of a home (including utilities) or a designated housing allowance provided to you as part of your pay. However, the exclusion cannot be more than the reasonable pay for your service. If you pay for the utilities, you can exclude any allowance designated for utility cost, up to your actual cost. The home or allowance must be provided as compensation for your services as an ordained, licensed, or commissioned minister. However, you must include the rental value of the home or the housing allowance as earnings from self-employment on Schedule SE (Form 1040) if you are subject to the self-employment tax. For more information, see Publication 517, *Social Security and Other Information for Members of the Clergy and Religious Workers*.

Members of Religious Orders

If you are a member of a religious order who has taken a vow of poverty, how you treat earnings that you renounce and turn over to the order depends on whether your services are performed for the order.

Services performed for the order. If you are performing the services as an agent of the order in the exercise of duties required by the order, do not include in your income the amounts turned over to the order.

If your order directs you to perform services for another agency of the supervising church or an associated institution, you are considered to be performing the services as an agent of the order. Any wages you earn as an agent of an order that you turn over to the order are not included in your income.

Example. You are a member of a church order and have taken a vow of poverty. You renounce any claims to your earnings and turn over to the order any salaries or wages you earn. You are a registered nurse, so your order assigns you to work in a hospital that is an associated institution of the church. However, you remain under the general direction and control of the order. You are considered to be an agent of the order and any wages you earn at the hospital that you turn over to your order are not included in your income.

Services performed outside the order. If you are directed to work outside the order, your services are not an exercise of duties required by the order unless they meet both of the following requirements.

- They are the kind of services that are ordinarily the duties of members of the order.
- They are part of the duties that you must exercise for, or on behalf of, the religious order as its agent.

If you are an employee of a third party, the services you perform for the third party will not be considered directed or required of you by the

order. Amounts you receive for these services are included in your income, even if you have taken a vow of poverty.

Example. Mark Brown is a member of a religious order and has taken a vow of poverty. He renounces all claims to his earnings and turns over his earnings to the order.

Mark is a schoolteacher. He was instructed by the superiors of the order to get a job with a private tax-exempt school. Mark became an employee of the school, and, at his request, the school made the salary payments directly to the order.

Because Mark is an employee of the school, he is performing services for the school rather than as an agent of the order. The wages Mark earns working for the school are included in his income.

Foreign Employer

Special rules apply if you work for a foreign employer.

U.S. citizen. If you are a U.S. citizen who works in the United States for a foreign government, an international organization, a foreign embassy, or any foreign employer, you must include your salary in your income.

Social security and Medicare taxes. You are exempt from social security and Medicare employee taxes if you are employed in the United States by an international organization or a foreign government. However, you must pay self-employment tax on your earnings from services performed in the United States, even though you are not self-employed. This rule also applies if you are an employee of a qualifying wholly owned instrumentality of a foreign government.

Employees of international organizations or foreign governments. Your compensation for official services to an international organization is exempt from federal income tax if you are not a citizen of the United States or you are a citizen of the Philippines (whether or not you are a citizen of the United States).

Your compensation for official services to a foreign government is exempt from federal income tax if all of the following are true.

- You are not a citizen of the United States or you are a citizen of the Philippines (whether or not you are a citizen of the United States).
- Your work is like the work done by employees of the United States in foreign countries.
- The foreign government gives an equal exemption to employees of the United States in its country.

Waiver of alien status. If you are an alien who works for a foreign government or international organization and you file a waiver under section 247(b) of the Immigration and Nationality Act to keep your immigrant status, different rules may apply. See *Foreign Employer* in Publication 525.

Employment abroad. For information on the tax treatment of income earned abroad, see Publication 54.

Military

Payments you receive as a member of a military service generally are taxed as wages except for retirement pay, which is taxed as a pension. Allowances generally are not taxed. For more information on the tax treatment of military allowances and benefits, see Publication 3, *Armed Forces' Tax Guide*.

Military retirement pay. If your retirement pay is based on age or length of service, it is taxable and must be included in your income as a pension on lines 16a and 16b of Form 1040 or on lines 12a and 12b of Form 1040A. Do not include in your income the amount of any reduction in retirement or retainer pay to provide a survivor annuity for your spouse or children under the Retired Serviceman's Family Protection Plan or the Survivor Benefit Plan.

For more detailed discussion of survivor annuities, see chapter 10.

Disability. If you are retired on disability, see *Military and Government Disability Pensions under Sickness and Injury Benefits*, later.

Veterans' benefits. Do not include in your income any veterans' benefits paid under any law, regulation, or administrative practice administered by the Department of Veterans Affairs (VA). The following amounts paid to veterans or their families are not taxable.

- Education, training, and subsistence allowances.
- Disability compensation and pension payments for disabilities paid either to veterans or their families.
- Grants for homes designed for wheelchair living.
- Grants for motor vehicles for veterans who lost their sight or the use of their limbs.
- Veterans' insurance proceeds and dividends paid either to veterans or their beneficiaries, including the proceeds of a veteran's endowment policy paid before death.
- Interest on insurance dividends you leave on deposit with the VA.
- Benefits under a dependent-care assistance program.
- The death gratuity paid to a survivor of a member of the Armed Forces who died after September 10, 2001.

Rehabilitative program payments. VA payments to hospital patients and resident veterans for their services under the VA's therapeutic or rehabilitative programs are not treated as nontaxable veterans' benefits. Report these payments as income on Form 1040, line 21.

Volunteers

The tax treatment of amounts you receive as a volunteer worker for the Peace Corps or similar agency is covered in the following discussions.

Peace Corps. Living allowances you receive as a Peace Corps volunteer or volunteer leader for housing, utilities, household supplies, food, and clothing are exempt from tax.

Taxable allowances. The following allowances must be included in your income and reported as wages.

- Allowances paid to your spouse and minor children while you are a volunteer leader training in the United States.
- Living allowances designated by the Director of the Peace Corps as basic compensation. These are allowances for personal items such as domestic help, laundry and clothing maintenance, entertainment and recreation, transportation, and other miscellaneous expenses.
- Leave allowances.
- Readjustment allowances or termination payments. These are considered received by you when credited to your account.

Example. Gary Carpenter, a Peace Corps volunteer, gets \$175 a month as a readjustment allowance during his period of service, to be paid to him in a lump sum at the end of his tour of duty. Although the allowance is not available to him until the end of his service, Gary must include it in his income on a monthly basis as it is credited to his account.

Volunteers in Service to America (VISTA). If you are a VISTA volunteer, you must include meal and lodging allowances paid to you in your income as wages.

National Senior Services Corps programs. Do not include in your income amounts you receive for supportive services or reimbursements for out-of-pocket expenses from the following programs.

- Retired Senior Volunteer Program (RSVP).
- Foster Grandparent Program.
- Senior Companion Program.

Service Corps of Retired Executives (SCORE). If you receive amounts for supportive services or reimbursements for out-of-pocket expenses from SCORE, do not include these amounts in income.

Volunteer tax counseling. Do not include in your income any reimbursements you receive for transportation, meals, and other expenses you have in training for, or actually providing, volunteer federal income tax counseling for the elderly (TCE).

You can deduct as a charitable contribution your unreimbursed out-of-pocket expenses in taking part in the volunteer income tax assistance (VITA) program. See chapter 24.

Sickness and Injury Benefits

This section discusses sickness and injury benefits including disability pensions, long-term care insurance contracts, workers' compensation, and other benefits.

Disability Pensions

Generally, if you retire on disability, you must report your pension or annuity as income.



You may be entitled to a tax credit if you were permanently and totally disabled when you retired. For information on this credit and the definition of permanent and total disability, see chapter 33.

For information on disability payments from a governmental program provided as a substitute for unemployment compensation, see chapter 12.

Disability income. Generally, you must report as income any amount you receive for personal injury or sickness through an accident or health plan that is paid for by your employer. If both you and your employer pay for the plan, only the amount you receive that is due to your employer's payments is reported as income. However, certain payments may not be taxable to you. Your employer should be able to give you specific details about your pension plan and tell you the amount you paid for your disability pension. In addition to disability pensions and annuities, you may be receiving other payments for sickness and injury.



Do not report as income any amounts paid to reimburse you for medical expenses you incurred after the plan was established.

Cost paid by you. If you pay the entire cost of a health or accident insurance plan, do not include any amounts you receive from the plan for personal injury or sickness as income on your tax return. If your plan reimbursed you for medical expenses you deducted in an earlier year, you may have to include some, or all, of the reimbursement in your income. See *Reimbursement in a later year* in chapter 21.

Cafeteria plans. Generally, if you are covered by an accident or health insurance plan through a cafeteria plan, and the amount of the insurance premiums was not included in your income, you are not considered to have paid the premiums and you must include any benefits you receive in your income. If the amount of the premiums was included in your income, you are considered to have paid the premiums, and any benefits you receive are not taxable.

Retirement and profit-sharing plans. If you receive payments from a retirement or profit-sharing plan that does not provide for disability retirement, do not treat the payments as a disability pension. The payments must be reported as a pension or annuity. For more information on pensions, see chapter 10.

Accrued leave payment. If you retire on disability, any lump-sum payment you receive for accrued annual leave is a salary payment. The payment is not a disability payment. Include it in your income in the tax year you receive it.

How to report. If you retired on disability, you must include in income any disability pension you receive under a plan that is paid for by your employer. You must report your taxable disability payments as wages on line 7 of Form 1040 or Form 1040A, until you reach minimum retirement age. Minimum retirement age generally is

the age at which you can first receive a pension or annuity if you are not disabled.

Beginning on the day after you reach minimum retirement age, payments you receive are taxable as a pension or annuity. Report the payments on lines 16a and 16b of Form 1040 or on lines 12a and 12b of Form 1040A. The rules for reporting pensions are explained in *How To Report* in chapter 10.

Military and Government Disability Pensions

Certain military and government disability pensions are not taxable.

Service-connected disability. You may be able to exclude from income amounts you receive as a pension, annuity, or similar allowance for personal injury or sickness resulting from active service in one of the following government services.

- The armed forces of any country.
- The National Oceanic and Atmospheric Administration.
- The Public Health Service.
- The Foreign Service.

Conditions for exclusion. Do not include the disability payments in your income if any of the following conditions apply.

1. You were entitled to receive a disability payment before September 25, 1975.
2. You were a member of a listed government service or its reserve component, or were under a binding written commitment to become a member, on September 24, 1975.
3. You receive the disability payments for a combat-related injury. This is a personal injury or sickness that:
 - a. Results directly from armed conflict,
 - b. Takes place while you are engaged in extra-hazardous service,
 - c. Takes place under conditions simulating war, including training exercises such as maneuvers, or
 - d. Is caused by an instrumentality of war.
4. You would be entitled to receive disability compensation from the Department of Veterans Affairs (VA) if you filed an application for it. Your exclusion under this condition is equal to the amount you would be entitled to receive from the VA.

Pension based on years of service. If you receive a disability pension based on years of service, you generally must include it in your income. However, if the pension qualifies for the exclusion for a service-connected disability (discussed earlier), do not include in income the part of your pension that you would have received if the pension had been based on a percentage of disability. You must include the rest of your pension in your income.

Retroactive VA determination. If you retire from the armed services based on years of serv-

ice and are later given a retroactive service-connected disability rating by the VA, your retirement pay for the retroactive period is excluded from income up to the amount of VA disability benefits you would have been entitled to receive. You can claim a refund of any tax paid on the excludable amount (subject to the statute of limitations) by filing an amended return on Form 1040X for each previous year during the retroactive period.

If you receive a lump-sum disability severance payment and are later awarded VA disability benefits, exclude 100% of the severance benefit from your income. However, you must include in your income any lump-sum readjustment or other nondisability severance payment you received on release from active duty, even if you are later given a retroactive disability rating by the VA.

Terrorist attack or military action. Do not include in your income disability payments you receive for injuries resulting directly from a terrorist or military action.

Long-Term Care Insurance Contracts

Long-term care insurance contracts generally are treated as accident and health insurance contracts. Amounts you receive from them (other than policyholder dividends or premium refunds) generally are excludable from income as amounts received for personal injury or sickness. To claim an exclusion for payments made on a *per diem* or other periodic basis under a long-term care insurance contract, you must file Form 8853 with your return.

A long-term care insurance contract is an insurance contract that only provides coverage for qualified long-term care services. The contract must:

- Be guaranteed renewable,
- Not provide for a cash surrender value or other money that can be paid, assigned, pledged, or borrowed,
- Provide that refunds, other than refunds on the death of the insured or complete surrender or cancellation of the contract, and dividends under the contract may be used only to reduce future premiums or increase future benefits, and
- Generally not pay or reimburse expenses incurred for services or items that would be reimbursed under Medicare, except where Medicare is a secondary payer or the contract makes *per diem* or other periodic payments without regard to expenses.

Qualified long-term care services. Qualified long-term care services are:

- Necessary diagnostic, preventive, therapeutic, curing, treating, mitigating, and rehabilitative services, and maintenance and personal care services, and
- Required by a chronically ill individual and provided pursuant to a plan of care as prescribed by a licensed health care practitioner.

Chronically ill individual. A chronically ill individual is one who has been certified by a licensed health care practitioner within the previous 12 months as one of the following.

- An individual who, for at least 90 days, is unable to perform at least two activities of daily living without substantial assistance due to loss of functional capacity. Activities of daily living are eating, toileting, transferring, bathing, dressing, and continence.
- An individual who requires substantial supervision to be protected from threats to health and safety due to severe cognitive impairment.

Limit on exclusion. You can generally exclude from gross income up to \$240 a day for 2005. See *Limit on exclusion*, under *Long-Term Care Insurance Contracts*, under *Sickness and Injury Benefits* in Publication 525 for more information.

Workers' Compensation

Amounts you receive as workers' compensation for an occupational sickness or injury are fully exempt from tax if they are paid under a workers' compensation act or a statute in the nature of a workers' compensation act. The exemption also applies to your survivors. The exemption, however, does not apply to retirement plan benefits you receive based on your age, length of service, or prior contributions to the plan, even if you retired because of an occupational sickness or injury.



If part of your workers' compensation reduces your social security or equivalent railroad retirement benefits received, that part is considered social security (or equivalent railroad retirement) benefits and may be taxable. For more information, see Pub-

lication 915, Social Security and Equivalent Railroad Retirement Benefits.

Return to work. If you return to work after qualifying for workers' compensation, salary payments you receive for performing light duties are taxable as wages.

Other Sickness and Injury Benefits

In addition to disability pensions and annuities, you may receive other payments for sickness or injury.

Railroad sick pay. Payments you receive as sick pay under the Railroad Unemployment Insurance Act are taxable and you must include them in your income. However, do not include them in your income if they are for an on-the-job injury.

If you received income because of a disability, see *Disability Pensions*, earlier.

Federal Employees' Compensation Act (FECA). Payments received under this Act for personal injury or sickness, including payments to beneficiaries in case of death, are not taxable. However, you are taxed on amounts you receive under this Act as continuation of pay for up to 45 days while a claim is being decided. Report this income on line 7 of Form 1040 or Form 1040A or on line 1 of Form 1040EZ. Also, pay for sick leave while a claim is being processed is taxable and must be included in your income as wages.



If part of the payments you receive under FECA reduces your social security or equivalent railroad retirement benefits received, that part is considered social security (or equivalent railroad retirement) benefits and may be taxable. For a discussion of the taxability of these benefits, see Social security and equivalent railroad retirement benefits under Other Income, in Publication 525.

You can deduct the amount you spend to buy back sick leave for an earlier year to be eligible for nontaxable FECA benefits for that period. It is a miscellaneous deduction subject to the 2% of AGI limit on Schedule A (Form 1040). If you buy back sick leave in the same year you used it, the amount reduces your taxable sick leave pay. Do not deduct it separately.

Other compensation. Many other amounts you receive as compensation for sickness or injury are not taxable. These include the following amounts.

- Compensatory damages you receive for physical injury or physical sickness, whether paid in a lump sum or in periodic payments.
- Benefits you receive under an accident or health insurance policy on which either you paid the premiums or your employer paid the premiums but you had to include them in your income.
- Disability benefits you receive for loss of income or earning capacity as a result of injuries under a no-fault car insurance policy.
- Compensation you receive for permanent loss or loss of use of a part or function of your body, or for your permanent disfigurement. This compensation must be based only on the injury and not on the period of your absence from work. These benefits are not taxable even if your employer pays for the accident and health plan that provides these benefits.

Reimbursement for medical care. A reimbursement for medical care is generally not taxable. However, it may reduce your medical expense deduction. For more information, see chapter 21.

6.

Tip Income

Introduction

This chapter is for employees who receive tips.

All tips you receive are income and are subject to federal income tax. You must include in gross income all tips you receive directly, charged tips that are paid to you by your employer, and your share of any tips you receive under a tip-splitting or tip-pooling arrangement.

The value of noncash tips, such as tickets, passes, or other items of value are also income and subject to tax.

Reporting your tip income correctly is not difficult. You must do three things.

1. Keep a daily tip record.
2. Report tips to your employer.
3. Report all your tips on your income tax return.

This chapter will show you how to do these three things and what to do on your tax return if you have not done the first two. This chapter will also show you how to treat allocated tips.

Useful Items

You may want to see:

Publication

- 531** Reporting Tip Income
- 1244** Employee's Daily Record of Tips and Report to Employer

Form (and Instructions)

- 4137** Social Security and Medicare Tax on Unreported Tip Income
- 4070** Employee's Report of Tips to Employer

Keeping a Daily Tip Record

Why keep a daily tip record? You must keep a daily tip record so you can:

- Report your tips accurately to your employer,
- Report your tips accurately on your tax return, and
- Prove your tip income if your return is ever questioned.

How to keep a daily tip record. There are two ways to keep a daily tip record. You can either:

1. Write information about your tips in a tip diary, or

2. Keep copies of documents that show your tips, such as restaurant bills and credit card charge slips.

You should keep your daily tip record with your personal records. You must keep your records for as long as they are important for administration of the federal tax law. For information on how long to keep records, see Publication 552, Recordkeeping for Individuals.

If you keep a tip diary, you can use Form 4070A, Employee's Daily Record of Tips. To get Form 4070A, ask the Internal Revenue Service (IRS) or your employer for Publication 1244. Publication 1244 includes a year's supply of Form 4070A. Each day, write in the information asked for on the form.

If you do not use Form 4070A, start your records by writing your name, your employer's name, and the name of the business if it is different from your employer's name. Then, each workday, write the date and the following information.

- Cash tips you get directly from customers or from other employees.
- Tips from credit card charge customers that your employer pays you. (Also include tips from debit card charge customers.)
- The value of any noncash tips you get, such as tickets, passes, or other items of value.
- The amount of tips you paid out to other employees through tip pools or tip splitting, or other arrangements, and the names of the employees to whom you paid the tips.



Do not write in your tip diary the amount of any service charge that your employer adds to a customer's bill and then pays to you and treats as wages. This is part of your wages, not a tip.

Electronic tip record. You may use an electronic system provided by your employer to record your daily tips. You must receive and keep a paper copy of this record.

Reporting Tips to Your Employer

Why report tips to your employer? You must report tips to your employer so that:

- Your employer can withhold federal income tax and social security and Medicare taxes or railroad retirement tax,
- Your employer can report the correct amount of your earnings to the Social Security Administration or Railroad Retirement Board (which affects your benefits when you retire or if you become disabled, or your family's benefits if you die), and
- You can avoid the penalty for not reporting tips to your employer (explained later).

What tips to report. Report to your employer only cash, check, debit, or credit card tips you receive.

If your total tips for any one month from any one job are less than \$20, do not report the tips for that month to that employer.

Do not report the value of any noncash tips, such as tickets or passes, to your employer. You do not pay social security and Medicare taxes or railroad retirement tax on these tips.

How to report. If your employer does not give you any other way to report tips, you can use Form 4070. Fill in the information asked for on the form, sign and date the form, and give it to your employer. To get a year's supply of the form, ask the IRS or your employer for Publication 1244.

If you do not use Form 4070, give your employer a statement with the following information.

- Your name, address, and social security number.
- Your employer's name, address, and business name (if it is different from the employer's name).
- The month (or the dates of any shorter period) in which you received tips.
- The total tips required to be reported for that period.

You must sign and date the statement. You should keep a copy with your personal records.

Your employer may require you to report your tips more than once a month. However, the statement cannot cover a period of more than one calendar month.

Electronic tip statement. Your employer can have you furnish your tip statements electronically.

When to report. Give your report for each month to your employer by the 10th of the next month. If the 10th falls on a Saturday, Sunday, or legal holiday, give your employer the report by the next day that is not a Saturday, Sunday, or legal holiday.

Example 1. You must report your tips received in April 2006 by May 10, 2006.

Example 2. You must report your tips received in May 2006 by June 12, 2006. June 10th is on a Saturday, and the 12th is the next day that is not a Saturday, Sunday, or legal holiday.

Final report. If your employment ends during the month, you can report your tips when your employment ends.

Penalty for not reporting tips. If you do not report tips to your employer as required, you may be subject to a penalty equal to 50% of the social security and Medicare taxes or railroad retirement tax you owe on the unreported tips. (For information about these taxes, see *Reporting social security and Medicare taxes on tips not reported to your employer* under *Reporting Tips on Your Tax Return*, later.) The penalty amount is in addition to the taxes you owe.

You can avoid this penalty if you can show reasonable cause for not reporting the tips to your employer. To do so, attach a statement to your return explaining why you did not report them.

Giving your employer money for taxes. Your regular pay may not be enough for your employer to withhold all the taxes you owe on your regular pay plus your reported tips. If this

happens, you can give your employer money until the close of the calendar year to pay the rest of the taxes.

If you do not give your employer enough money, your employer will apply your regular pay and any money you give to the taxes in the following order.

1. All taxes on your regular pay.
2. Social security and Medicare taxes or railroad retirement tax on your reported tips.
3. Federal, state, and local income taxes on your reported tips.

Any taxes that remain unpaid can be collected by your employer from your next paycheck. If withholding taxes remain uncollected at the end of the year, you may be subject to a penalty for underpayment of estimated taxes. See Publication 505, Tax Withholding and Estimated Tax, for more information.



Uncollected taxes. You must report on your tax return any social security and Medicare taxes or railroad retirement tax that remained uncollected at the end of 2005. See Reporting uncollected social security and Medicare taxes on tips under Reporting Tips on Your Tax Return, later. These uncollected taxes will be shown in box 12 of your 2005 Form W-2 (codes A and B).

Tip Rate Determination and Education Program

Your employer may participate in the Tip Rate Determination and Education Program. The program was developed to help employees and employers understand and meet their tip reporting responsibilities.

There are two agreements under the program: the Tip Rate Determination Agreement (TRDA) and the Tip Reporting Alternative Commitment (TRAC). In addition, employers in the food and beverage industry may be able to get approval of an employer-designed EmTRAC program. For information on the EmTRAC program, see Notice 2001-1, which is on page 261 of Internal Revenue Bulletin 2001-2 at www.irs.gov/pub/irs-irbs/irb01-02.pdf.

If you are employed in the gaming industry, your employer may have a Gaming Industry Tip Compliance Agreement Program. See Revenue Procedure 2003-35, which is on page 919 of Internal Revenue Bulletin No. 2003-20 at www.irs.gov/pub/irs-irbs/irb03-20.pdf.

Your employer can provide you with a copy of any applicable agreement. If you want to learn more about these agreements, contact your local IRS Taxpayer Education Communication (TEC) office. You may call 1-800-829-4933 for the IRS TEC office in your area or send an email to TEC.TIP.Program@irs.gov.

Reporting Tips on Your Tax Return

How to report tips. Report your tips with your wages on line 1, Form 1040EZ, or line 7, Form 1040A or Form 1040.

What tips to report. You must report all tips you received in 2005, including both cash tips

and noncash tips, on your tax return. Any tips you reported to your employer for 2005 are included in the wages shown in box 1 of your Form W-2. Add to the amount in box 1 only the tips you did not report to your employer.



If you received \$20 or more in cash and charge tips in a month and did not report all of those tips to your employer, see Reporting social security and Medicare taxes on tips not reported to your employer, later.



If you did not keep a daily tip record as required and an amount is shown in box 8 of your Form W-2, see Allocated Tips, later.

If you kept a daily tip record and reported tips to your employer as required under the rules explained earlier, add the following tips to the amount in box 1 of your Form W-2.

- Cash and charge tips you received that totaled less than \$20 for any month.
- The value of noncash tips, such as tickets, passes, or other items of value.

Example. John Allen began working at the Diamond Restaurant (his only employer in 2005) on June 30 and received \$10,000 in wages during the year. John kept a daily tip record showing that his tips for June were \$18 and his tips for the rest of the year totaled \$7,000. He was not required to report his June tips to his employer, but he reported all of the rest of his tips to his employer as required.

John's Form W-2 from Diamond Restaurant shows \$17,000 (\$10,000 wages plus \$7,000 reported tips) in box 1. He adds the \$18 unreported tips to that amount and reports \$17,018 as wages on his tax return.

Reporting social security and Medicare taxes on tips not reported to your employer.

If you received \$20 or more in cash and charge tips in a month from any one job and did not report all of those tips to your employer, you must report the social security and Medicare taxes on the unreported tips as additional tax on your return. To report these taxes, you must file a return even if you would not otherwise have to file. You must use Form 1040. (You cannot file Form 1040EZ or Form 1040A.)

Use Form 4137 to figure these taxes. Enter the tax on line 59, Form 1040, and attach Form 4137 to your return.



If you are subject to the Railroad Retirement Tax Act, you cannot use Form 4137 to pay railroad retirement tax on unreported tips. To get railroad retirement credit, you must report tips to your employer.

Reporting uncollected social security and Medicare taxes on tips.

If your employer could not collect all the social security and Medicare taxes or railroad retirement tax you owe on tips reported for 2005, the uncollected taxes will be shown in box 12 of your Form W-2 (codes A and B). You must report these amounts as additional tax on your return. You may have uncollected taxes if your regular pay was not enough for your employer to withhold all the taxes you owe and you did not give your employer enough money to pay the rest of the taxes.

To report these uncollected taxes, you must file a return even if you would not otherwise have

to file. You must use Form 1040. (You cannot file Form 1040EZ or Form 1040A.) Include the taxes in your total tax amount on line 63, and write "UT" and the total of the uncollected taxes on the dotted line next to line 63.

Allocated Tips

If your employer allocated tips to you, they are shown separately in box 8 of your Form W-2. They are not included in box 1 with your wages and reported tips. If box 8 is blank, this discussion does not apply to you.

What are allocated tips? These are tips that your employer assigned to you in addition to the tips you reported to your employer for the year. Your employer will have done this only if:

- You worked in a restaurant, cocktail lounge, or similar business that must allocate tips to employees, and
- The tips you reported to your employer were less than your share of 8% of food and drink sales.

How were your allocated tips figured? The tips allocated to you are your share of an amount figured by subtracting the reported tips of all employees from 8% (or an approved lower rate) of food and drink sales (other than carryout sales and sales with a service charge of 10% or more). Your share of that amount was figured using either a method provided by an employer-employee agreement or a method provided by IRS regulations based on employees' sales or hours worked. For information about the exact allocation method used, ask your employer.

Must you report your allocated tips on your return? You must report allocated tips on your tax return unless either of the following exceptions applies.

1. You kept a daily tip record, or other evidence that is as credible and as reliable as a daily tip record, as required under rules explained earlier.
2. Your tip record is incomplete, but it shows that your actual tips were more than the tips you reported to your employer plus the allocated tips.

If either exception applies, report your actual tips on your return. Do not report the allocated tips. See *What tips to report* under *Reporting Tips on Your Tax Return*, earlier.

How to report allocated tips. If you must report allocated tips on your return, add the amount in box 8 of your Form W-2 to the amount in box 1. Report the total as wages on line 7 of Form 1040. (You cannot file Form 1040EZ or Form 1040A.)

Because social security and Medicare taxes were not withheld from the allocated tips, you must report those taxes as additional tax on your return. Complete Form 4137, and include the allocated tips on line 1 of the form. See *Reporting social security and Medicare taxes on tips not reported to your employer* under *Reporting Tips on Your Tax Return*, earlier.

7.

Interest Income

Reminder

Foreign-source income. If you are a U.S. citizen with interest income from sources outside the United States (foreign income), you must report that income on your tax return unless it is exempt by U.S. law. This is true whether you reside inside or outside the United States and whether or not you receive a Form 1099 from the foreign payer.

Introduction

This chapter discusses:

- Different types of interest income,
- What interest is taxable and what interest is nontaxable,
- When to report interest income, and
- How to report interest income on your tax return.

In general, any interest that you receive or that is credited to your account and can be withdrawn is taxable income. Exceptions to this rule are discussed later in this chapter.

You may be able to deduct expenses you have in earning this income on Schedule A (Form 1040) if you itemize your deductions. See chapter 28.

Useful Items

You may want to see:

Publication

- 537** Installment Sales
- 550** Investment Income and Expenses
- 1212** List of Original Issue Discount Instruments

Form (and Instructions)

- Schedule B (Form 1040)** Interest and Ordinary Dividends
- Schedule 1 (Form 1040A)** Interest and Ordinary Dividends for Form 1040A Filers
- 3115** Application for Change in Accounting Method
- 8815** Exclusion of Interest From Series EE and I U.S. Savings Bonds Issued After 1989
- 8818** Optional Form To Record Redemption of Series EE and I U.S. Savings Bonds Issued After 1989

General Information

A few items of general interest are covered here.



Recordkeeping. You should keep a list showing sources and amounts of interest received during the year. Also, keep the forms you receive that show your interest income (Forms 1099-INT, for example) as an important part of your records.

Tax on investment income of a child under age 14. Part of a child's 2005 investment income may be taxed at the parent's tax rate. This may happen if all the following are true.

1. The child was under age 14 at the end of 2005. A child born on January 1, 1992, is considered to be age 14 at the end of 2005.
2. The child had more than \$1,600 of investment income (such as taxable interest and dividends) and has to file a tax return.
3. Either parent was alive at the end of 2005.

If all these statements are true, Form 8615, Tax for Children Under Age 14 Who Have Investment Income of More Than \$1,600, must be completed and attached to the child's tax return. If any of these statements is not true, Form 8615 is not required and the child's income is taxed at his or her own tax rate.

However, the parent can choose to include the child's interest and dividends on the parent's return if certain requirements are met. Use Form 8814, Parents' Election To Report Child's Interest and Dividends, for this purpose.

For more information about the tax on investment income of children and the parents' election, see chapter 31.

Beneficiary of an estate or trust. Interest you receive as a beneficiary of an estate or trust is generally taxable income. You should receive a Schedule K-1 (Form 1041), Beneficiary's Share of Income, Deductions, Credits, etc., from the fiduciary. Your copy of Schedule K-1 and its instructions will tell you where to report the income on your Form 1040.

Social security number (SSN). You must give your name and SSN to any person required by federal tax law to make a return, statement, or other document that relates to you. This includes payers of interest.

SSN for joint account. If the funds in a joint account belong to one person, list that person's name first on the account and give that person's SSN to the payer. (For information on who owns the funds in a joint account, see *Joint accounts*, later.) If the joint account contains combined funds, give the SSN of the person whose name is listed first on the account.

These rules apply both to joint ownership by a married couple and to joint ownership by other individuals. For example, if you open a joint savings account with your child using funds belonging to the child, list the child's name first on the account and give the child's SSN.

Custodian account for your child. If your child is the actual owner of an account that is recorded in your name as custodian for the child, give the child's SSN to the payer. For example, you must give your child's SSN to the payer of

interest on an account owned by your child, even though the interest is paid to you as custodian.

Penalty for failure to supply SSN. If you do not give your SSN to the payer of interest, you may have to pay a penalty. See *Failure to supply social security number* under *Penalties* in chapter 1. Backup withholding also may apply.

Backup withholding. Your interest income is generally not subject to regular withholding. However, it may be subject to backup withholding to ensure that income tax is collected on the income. Under backup withholding, the payer of interest must withhold, as income tax, 28% of the amount you are paid.

Backup withholding may also be required if the Internal Revenue Service (IRS) has determined that you underreported your interest or dividend income. For more information, see *Backup Withholding* in chapter 4.

Reporting backup withholding. If backup withholding is deducted from your interest income, the payer must give you a Form 1099-INT for the year that indicates the amount withheld. The Form 1099-INT will show any backup withholding as "Federal income tax withheld."

Joint accounts. If two or more persons hold property (such as a savings account or bond) as joint tenants, tenants by the entirety, or tenants in common, each person's share of any interest from the property is determined by local law.

Income from property given to a child. Property you give as a parent to your child under the Model Gifts of Securities to Minors Act, the Uniform Gifts to Minors Act, or any similar law, becomes the child's property.

Income from the property is taxable to the child, except that any part used to satisfy a legal obligation to support the child is taxable to the parent or guardian having that legal obligation.

Savings account with parent as trustee. Interest income from a savings account opened for a child who is a minor, but placed in the name and subject to the order of the parents as trustees, is taxable to the child if, under the law of the state in which the child resides, both of the following are true.

1. The savings account legally belongs to the child.
2. The parents are not legally permitted to use any of the funds to support the child.

Form 1099-INT. Interest income is generally reported to you on Form 1099-INT, or a similar statement, by banks, savings and loans, and other payers of interest. This form shows you the interest you received during the year. Keep this form for your records. You do not have to attach it to your tax return.

Report on your tax return the total amount of interest income that you receive for the tax year.

Interest not reported on Form 1099-INT. Even if you do not receive Form 1099-INT, you must still report all of your taxable interest income. For example, you may receive distributive shares of interest from partnerships or S corporations. This interest is reported to you on Schedule K-1 (Form 1065) or Schedule K-1 (Form 1120S).

Nominees. Generally, if someone receives interest as a nominee for you, that person will give you a Form 1099-INT showing the interest received on your behalf.

If you receive a Form 1099-INT that includes amounts belonging to another person, see the discussion on nominee distributions under *How To Report Interest Income* in chapter 1 of Publication 550, or see the Schedule 1 (Form 1040A) or Schedule B (Form 1040) instructions.

Incorrect amount. If you receive a Form 1099-INT that shows an incorrect amount (or other incorrect information), you should ask the issuer for a corrected form. The new Form 1099-INT you receive will be marked “Corrected.”

Form 1099-OID. Reportable interest income may also be shown on Form 1099-OID, Original Issue Discount. For more information about amounts shown on this form, see *Original Issue Discount (OID)*, later in this chapter.

Exempt-interest dividends. Exempt-interest dividends you receive from a regulated investment company (mutual fund) are not included in your taxable income. (However, see *Information-reporting requirement*, next.) You will receive a notice from the mutual fund telling you the amount of the exempt-interest dividends that you received. Exempt-interest dividends are not shown on Form 1099-DIV or Form 1099-INT.

Information-reporting requirement. Although exempt-interest dividends are not taxable, you must show them on your tax return if you have to file. This is an information-reporting requirement and does not change the exempt-interest dividends into taxable income.

Note. Exempt-interest dividends paid from specified private activity bonds may be subject to the alternative minimum tax. See *Alternative Minimum Tax* in chapter 30 for more information. Chapter 1 of Publication 550 contains a discussion on private activity bonds, under *State or Local Government Obligations*.

Interest on VA dividends. Interest on insurance dividends that you leave on deposit with the Department of Veterans Affairs (VA) is not taxable. This includes interest paid on dividends on converted United States Government Life Insurance and on National Service Life Insurance policies.

Individual retirement arrangements (IRAs). Interest on a Roth IRA generally is not taxable. Interest on a traditional IRA is tax deferred. You generally do not include it in your income until you make withdrawals from the IRA. See chapter 17.

Taxable Interest

Taxable interest includes interest you receive from bank accounts, loans you make to others, and other sources. The following are some other sources of taxable interest.

Dividends that are actually interest. Certain distributions commonly called dividends are actually interest. You must report as interest

so-called “dividends” on deposits or on share accounts in:

- Cooperative banks,
- Credit unions,
- Domestic building and loan associations,
- Domestic savings and loan associations,
- Federal savings and loan associations, and
- Mutual savings banks.

Money market funds. Generally, amounts you receive from money market funds should be reported as dividends, not as interest.

Certificates of deposit and other deferred interest accounts. If you open any of these accounts, interest may be paid at fixed intervals of 1 year or less during the term of the account. You generally must include this interest in your income when you actually receive it or are entitled to receive it without paying a substantial penalty. The same is true for accounts that mature in 1 year or less and pay interest in a single payment at maturity. If interest is deferred for more than 1 year, see *Original Issue Discount (OID)*, later.

Interest subject to penalty for early withdrawal. If you withdraw funds from a deferred interest account before maturity, you may have to pay a penalty. You must report the total amount of interest paid or credited to your account during the year, without subtracting the penalty. See *Penalty on early withdrawal of savings* in chapter 1 of Publication 550 for more information on how to report the interest and deduct the penalty.

Money borrowed to invest in certificate of deposit. The interest you pay on money borrowed from a bank or savings institution to meet the minimum deposit required for a certificate of deposit from the institution and the interest you earn on the certificate are two separate items. You must report the total interest you earn on the certificate in your income. If you itemize deductions, you can deduct the interest you pay as investment interest, up to the amount of your net investment income. See *Interest Expenses* in chapter 3 of Publication 550.

Example. You deposited \$5,000 with a bank and borrowed \$5,000 from the bank to make up the \$10,000 minimum deposit required to buy a 6-month certificate of deposit. The certificate earned \$575 at maturity in 2005, but you received only \$265, which represented the \$575 you earned minus \$310 interest charged on your \$5,000 loan. The bank gives you a Form 1099-INT for 2005 showing the \$575 interest you earned. The bank also gives you a statement showing that you paid \$310 interest for 2005. You must include the \$575 in your income. If you itemize your deductions on Schedule A (Form 1040), you can deduct \$310, subject to the net investment income limit.

Gift for opening account. If you receive non-cash gifts or services for making deposits or for opening an account in a savings institution, you may have to report the value as interest.

For deposits of less than \$5,000, gifts or services valued at more than \$10 must be re-

ported as interest. For deposits of \$5,000 or more, gifts or services valued at more than \$20 must be reported as interest. The value is determined by the cost to the financial institution.

Example. You open a savings account at your local bank and deposit \$800. The account earns \$20 interest. You also receive a \$15 calculator. If no other interest is credited to your account during the year, the Form 1099-INT you receive will show \$35 interest for the year. You must report \$35 interest income on your tax return.

Interest on insurance dividends. Interest on insurance dividends left on deposit with an insurance company that can be withdrawn annually is taxable to you in the year it is credited to your account. However, if you can withdraw it only on the anniversary date of the policy (or other specified date), the interest is taxable in the year that date occurs.

Prepaid insurance premiums. Any increase in the value of prepaid insurance premiums, advance premiums, or premium deposit funds is interest if it is applied to the payment of premiums due on insurance policies or made available for you to withdraw.

U.S. obligations. Interest on U.S. obligations, such as U.S. Treasury bills, notes, and bonds, issued by any agency or instrumentality of the United States is taxable for federal income tax purposes.

Interest on tax refunds. Interest you receive on tax refunds is taxable income.

Interest on condemnation award. If the condemning authority pays you interest to compensate you for a delay in payment of an award, the interest is taxable.

Installment sale payments. If a contract for the sale or exchange of property provides for deferred payments, it also usually provides for interest payable with the deferred payments. That interest is taxable when you receive it. If little or no interest is provided for in a deferred payment contract, part of each payment may be treated as interest. See *Unstated Interest and Original Issue Discount* in Publication 537, *Installment Sales*.

Interest on annuity contract. Accumulated interest on an annuity contract you sell before its maturity date is taxable.

Usurious interest. Usurious interest is interest charged at an illegal rate. This is taxable as interest unless state law automatically changes it to a payment on the principal.

Interest income on frozen deposits. Exclude from your gross income interest on frozen deposits. A deposit is frozen if, at the end of the year, you cannot withdraw any part of the deposit because:

1. The financial institution is bankrupt or insolvent, or
2. The state where the institution is located has placed limits on withdrawals because other financial institutions in the state are bankrupt or insolvent.

The amount of interest you must exclude is the interest that was credited on the frozen deposits minus the sum of:

1. The net amount you withdrew from these deposits during the year, and
2. The amount you could have withdrawn as of the end of the year (not reduced by any penalty for premature withdrawals of a time deposit).

If you receive a Form 1099-INT for interest income on deposits that were frozen at the end of 2005, see *Frozen deposits* under *How To Report Interest Income* in chapter 1 of Publication 550, for information about reporting this interest income exclusion on your tax return.

The interest you exclude is treated as credited to your account in the following year. You must include it in income in the year you can withdraw it.

Example. \$100 of interest was credited on your frozen deposit during the year. You withdrew \$80 but could not withdraw any more as of the end of the year. You must include \$80 in your income and exclude \$20 from your income for the year. You must include the \$20 in your income for the year you can withdraw it.

Bonds traded flat. If you buy a bond at a discount when interest has been defaulted or when the interest has accrued but has not been paid, the transaction is described as trading a bond flat. The defaulted or unpaid interest is not income and is not taxable as interest if paid later. When you receive a payment of that interest, it is a return of capital that reduces the remaining cost basis of your bond. Interest that accrues after the date of purchase, however, is taxable interest income for the year it is received or accrued. See *Bonds Sold Between Interest Dates*, later, for more information.

Below-market loans. In general, a below-market loan is a loan on which no interest is charged or on which interest is charged at a rate below the applicable federal rate. See *Below-Market Loans* in chapter 1 of Publication 550 for more information.

U.S. Savings Bonds

This section provides tax information on U.S. savings bonds. It explains how to report the interest income on these bonds and how to treat transfers of these bonds.



For other information on U.S. savings bonds, write to:

For series EE and I:
Bureau of the Public Debt
Accrual Services Division
P.O. Box 1328
Parkersburg, WV 26106-1328

For series HH/H:
Bureau of the Public Debt
Current Income Services Division
HH/H Assistance Branch
P.O. Box 2186
Parkersburg, WV 26106-2186



Or, on the Internet, visit:
www.publicdebt.treas.gov/sav/sav.htm

Accrual method taxpayers. If you use an accrual method of accounting, you must report interest on U.S. savings bonds each year as it accrues. You cannot postpone reporting interest until you receive it or until the bonds mature. Accrual methods of accounting are explained in chapter 1 under *Accounting Methods*.

Cash method taxpayers. If you use the cash method of accounting, as most individual taxpayers do, you generally report the interest on U.S. savings bonds when you receive it. The cash method of accounting is explained in chapter 1 under *Accounting Methods*.

Series HH Bonds. These bonds were issued at face value. Interest is paid twice a year by direct deposit to your bank account. If you are a cash method taxpayer, you must report interest on these bonds as income in the year you receive it.

Series HH bonds were first offered in 1980; they were last offered in August 2004. Before 1980, series H bonds were issued. Series H bonds are treated the same as series HH bonds. If you are a cash method taxpayer, you must report the interest when you receive it.

Series H bonds have a maturity period of 30 years. Series HH bonds mature in 20 years.

Series EE and series I bonds. Interest on these bonds is payable when you redeem the bonds. The difference between the purchase price and the redemption value is taxable interest.

Series EE bonds. Series EE bonds were first offered in July 1980. They have a maturity period of 30 years.

Before July 1980, series E bonds were issued. The original 10-year maturity period of series E bonds has been extended to 40 years for bonds issued before December 1965 and 30 years for bonds issued after November 1965. Paper series EE and series E bonds are issued at a discount. The face value is payable to you at maturity. Electronic series EE bonds are issued at their face value. The face value plus accrued interest is payable to you at maturity.

Beginning in 2005, owners of paper series EE bonds are able to convert them to electronic bonds. These converted bonds do not retain the denomination listed on the paper certificate but are posted at their purchase price (with accrued interest).

Series I bonds. Series I bonds were first offered in 1998. These are inflation-indexed bonds issued at their face amount with a maturity period of 30 years. The face value plus all accrued interest is payable to you at maturity.

Reporting options for cash method taxpayers. If you use the cash method of reporting income, you can report the interest on series EE, series E, and series I bonds in either of the following ways.

1. **Method 1.** Postpone reporting the interest until the earlier of the year you cash or dispose of the bonds or the year they mature. (However, see *Savings bonds traded*, later.)

Note. Series E bonds issued in January

through November 1965 and all of 1975 matured in 2005. If you have used method 1, you generally must report the interest on these bonds on your 2005 return.

2. **Method 2.** Choose to report the increase in redemption value as interest each year.

You must use the same method for all series EE, series E, and series I bonds you own. If you do not choose method 2 by reporting the increase in redemption value as interest each year, you must use method 1.



TIP If you plan to cash your bonds in the same year that you will pay for higher education expenses, you may want to use method 1 because you may be able to exclude the interest from your income. To learn how, see *Education Savings Bond Program*, later.

Change from method 1. If you want to change your method of reporting the interest from method 1 to method 2, you can do so without permission from the IRS. In the year of change you must report all interest accrued to date and not previously reported for all your bonds.

Once you choose to report the interest each year, you must continue to do so for all series EE, series E, and series I bonds you own and for any you get later, unless you request permission to change, as explained next.

Change from method 2. To change from method 2 to method 1, you must request permission from the IRS. Permission for the change is automatically granted if you send the IRS a statement that meets all the following requirements.

1. You have typed or printed at the top: "Change in Method of Accounting Under Section 6.01 of the Appendix of Rev. Proc. 2002-9 (or later update)."
2. It includes your name and social security number under the label in (1).
3. It identifies the savings bonds for which you are requesting this change.
4. It includes your agreement to:
 - a. Report all interest on any bonds acquired during or after the year of change when the interest is realized upon disposition, redemption, or final maturity, whichever is earliest, and
 - b. Report all interest on the bonds acquired before the year of change when the interest is realized upon disposition, redemption, or final maturity, whichever is earliest, with the exception of the interest reported in prior tax years.
5. It includes your signature.

You must attach this statement to your tax return for the year of change, which you must file by the due date (including extensions).

You can have an automatic extension of 6 months from the due date of your return for the year of change (excluding extensions) to file the statement with an amended return. At the top of the statement, enter "Filed pursuant to section 301.9100-2." To get this extension, you must

Table 7-1. Who Pays the Tax on U.S. Savings Bond Interest

IF ...	THEN the interest must be reported by ...
you buy a bond in your name and the name of another person as co-owners, using only your own funds	you.
you buy a bond in the name of another person, who is the sole owner of the bond	the person for whom you bought the bond.
you and another person buy a bond as co-owners, each contributing part of the purchase price	both you and the other co-owner, in proportion to the amount each paid for the bond.
you and your spouse, who live in a community property state, buy a bond that is community property	you and your spouse. If you file separate returns, both you and your spouse generally report one-half of the interest.

have filed your original return for the year of change by the due date (including extensions).



By the date you file the original statement with your return, you must also send a copy to the address below.

Internal Revenue Service
Attention: CC:IT&A (Automatic Rulings Branch)
P.O. Box 7604
Benjamin Franklin Station
Washington, DC 20044

If you use a private delivery service, send the copy to the address below.

Internal Revenue Service
Attention: CC:IT&A (Automatic Rulings Branch)
1111 Constitution Avenue, NW
Room 4516
Washington, DC 20224

Instead of filing this statement, you can request permission to change from method 2 to method 1 by filing Form 3115. In that case, follow the form instructions for an automatic change. No user fee is required.

Co-owners. If a U.S. savings bond is issued in the names of co-owners, such as you and your child or you and your spouse, interest on the bond is generally taxable to the co-owner who bought the bond.

One co-owner's funds used. If you used your funds to buy the bond, you must pay the tax on the interest. This is true even if you let the other co-owner redeem the bond and keep all the proceeds. Under these circumstances, since the other co-owner will receive a Form 1099-INT at the time of redemption, the other co-owner must provide you with another Form 1099-INT showing the amount of interest from the bond that is taxable to you. The co-owner who redeemed the bond is a "nominee." See *Nominee distributions* under *How To Report Interest Income* in chapter 1 of Publication 550 for more information about how a person who is a nominee reports interest income belonging to another person.

Both co-owners' funds used. If you and the other co-owner each contribute part of the bond's purchase price, the interest is generally taxable to each of you, in proportion to the amount each of you paid.

Community property. If you and your spouse live in a community property state and hold bonds as community property, one-half of the interest is considered received by each of you. If you file separate returns, each of you generally must report one-half of the bond interest. For more information about community property, see Publication 555, *Community Property*.

Table 7-1. These rules are also shown in Table 7-1.

Ownership transferred. If you bought series E, series EE, or series I bonds entirely with your own funds and had them reissued in your co-owner's name or beneficiary's name alone, you must include in your gross income for the year of reissue all interest that you earned on these bonds and have not previously reported. But, if the bonds were reissued in your name alone, you do not have to report the interest accrued at that time.

This same rule applies when bonds (other than bonds held as community property) are transferred between spouses or incident to divorce.

Purchased jointly. If you and a co-owner each contributed funds to buy series E, series EE, or series I bonds jointly and later have the bonds reissued in the co-owner's name alone, you must include in your gross income for the year of reissue your share of all the interest earned on the bonds that you have not previously reported. The former co-owner does not have to include in gross income at the time of reissue his or her share of the interest earned that was not reported before the transfer. This interest, however, as well as all interest earned after the reissue, is income to the former co-owner.

This income-reporting rule also applies when the bonds are reissued in the name of your former co-owner and a new co-owner. But the new co-owner will report only his or her share of the interest earned after the transfer.

If bonds that you and a co-owner bought jointly are reissued to each of you separately in the same proportion as your contribution to the purchase price, neither you nor your co-owner has to report at that time the interest earned before the bonds were reissued.

Example 1. You and your spouse each spent an equal amount to buy a \$1,000 series EE savings bond. The bond was issued to you and your spouse as co-owners. You both post-

pone reporting interest on the bond. You later have the bond reissued as two \$500 bonds, one in your name and one in your spouse's name. At that time neither you nor your spouse has to report the interest earned to the date of reissue.

Example 2. You bought a \$1,000 series EE savings bond entirely with your own funds. The bond was issued to you and your spouse as co-owners. You both postpone reporting interest on the bond. You later have the bond reissued as two \$500 bonds, one in your name and one in your spouse's name. You must report half the interest earned to the date of reissue.

Transfer to a trust. If you own series E, series EE, or series I bonds and transfer them to a trust, giving up all rights of ownership, you must include in your income for that year the interest earned to the date of transfer if you have not already reported it. However, if you are considered the owner of the trust and if the increase in value both before and after the transfer continues to be taxable to you, you can continue to defer reporting the interest earned each year. You must include the total interest in your income in the year you cash or dispose of the bonds or the year the bonds finally mature, whichever is earlier.

The same rules apply to previously unreported interest on series EE or series E bonds if the transfer to a trust consisted of series HH or series H bonds you acquired in a trade for the series EE or series E bonds. See *Savings bonds traded*, later.

Decedents. The manner of reporting interest income on series E, series EE, or series I bonds, after the death of the owner, depends on the accounting and income-reporting method previously used by the decedent. This is explained in chapter 1 of Publication 550.

Savings bonds traded. If you postponed reporting the interest on your series EE or series E bonds, you did not recognize taxable income when you traded the bonds for series HH or series H bonds, unless you received cash in the trade. (You cannot trade series I bonds for series HH bonds. After August 31, 2004, you cannot trade any other series of bonds for series HH bonds.) Any cash you received is income up to the amount of the interest earned on the bonds traded. When your series HH or series H bonds mature, or if you dispose of them before maturity, you report as interest the difference between their redemption value and your cost. Your cost is the sum of the amount you paid for the traded series EE or series E bonds plus any amount you had to pay at the time of the trade.

Example. In 2004, you traded series EE bonds (on which you postponed reporting the interest) for \$2,500 in series HH bonds and \$223 in cash. You reported the \$223 as taxable income in 2004, the year of the trade. At the time of the trade, the series EE bonds had accrued interest of \$523 and a redemption value of \$2,723. You hold the series HH bonds until maturity, when you receive \$2,500. You must report \$300 as interest income in the year of maturity. This is the difference between their redemption value, \$2,500, and your cost, \$2,200 (the amount you paid for the series EE bonds). (It is also the difference between the accrued interest

of \$523 on the series EE bonds and the \$223 cash received on the trade.)

Choice to report interest in year of trade.

You could have chosen to treat all of the previously unreported accrued interest on the series EE or series E bonds traded for series HH bonds as income in the year of the trade. If you made this choice, it is treated as a change from method 1. See *Change from method 1* under *Series EE and series I bonds*, earlier.

Form 1099-INT for U.S. savings bonds interest.

When you cash a bond, the bank or other payer that redeems it must give you a Form 1099-INT if the interest part of the payment you receive is \$10 or more. Box 3 of your Form 1099-INT should show the interest as the difference between the amount you received and the amount paid for the bond. However, your Form 1099-INT may show more interest than you have to include on your income tax return. For example, this may happen if any of the following are true.

- You chose to report the increase in the redemption value of the bond each year. The interest shown on your Form 1099-INT will not be reduced by amounts previously included in income.
- You received the bond from a decedent. The interest shown on your Form 1099-INT will not be reduced by any interest reported by the decedent before death, or on the decedent's final return, or by the estate on the estate's income tax return.
- Ownership of the bond was transferred. The interest shown on your Form 1099-INT will not be reduced by interest that accrued before the transfer.
- You were named as a co-owner and the other co-owner contributed funds to buy the bond. The interest shown on your Form 1099-INT will not be reduced by the amount you received as nominee for the other co-owner. (See *Co-owners*, earlier in this chapter, for more information about the reporting requirements.)
- You received the bond in a taxable distribution from a retirement or profit-sharing plan. The interest shown on your Form 1099-INT will not be reduced by the interest portion of the amount taxable as a distribution from the plan and not taxable as interest. (This amount is generally shown on Form 1099-R, Distributions From Pensions, Annuities, Retirement or Profit-Sharing Plans, IRAs, Insurance Contracts, etc., for the year of distribution.)

For more information on including the correct amount of interest on your return, see *How To Report Interest Income*, later. Publication 550 includes examples showing how to report these amounts.



Interest on U.S. savings bonds is exempt from state and local taxes. The Form 1099-INT you receive will indicate the amount that is for U.S. savings bond interest in box 3.

Education Savings Bond Program

You may be able to exclude from income all or part of the interest you receive on the redemption of qualified U.S. savings bonds during the year if you pay qualified higher educational expenses during the same year. This exclusion is known as the Education Savings Bond Program.

You do not qualify for this exclusion if your filing status is married filing separately.

Form 8815. Use Form 8815 to figure your exclusion. Attach the form to your Form 1040 or Form 1040A.

Qualified U.S. savings bonds. A qualified U.S. savings bond is a series EE bond issued after 1989 or a series I bond. The bond must be issued either in your name (sole owner) or in your and your spouse's names (co-owners). You must be at least 24 years old before the bond's issue date. For example, a bond bought by a parent and issued in the name of his or her child under age 24 does not qualify for the exclusion by the parent or child.



The issue date of a bond may be earlier than the date the bond is purchased because the issue date assigned to a bond is the first day of the month in which it is purchased.

Beneficiary. You can designate any individual (including a child) as a beneficiary of the bond.

Verification by IRS. If you claim the exclusion, the IRS will check it by using bond redemption information from the Department of the Treasury.

Qualified expenses. Qualified higher educational expenses are tuition and fees required for you, your spouse, or your dependent (for whom you can claim an exemption) to attend an eligible educational institution.

Qualified expenses include any contribution you make to a qualified tuition program or to a Coverdell education savings account.

Qualified expenses do not include expenses for room and board or for courses involving sports, games, or hobbies that are not part of a degree or certificate granting program.

Eligible educational institutions. These institutions include most public, private, and nonprofit universities, colleges, and vocational schools that are accredited and are eligible to participate in student aid programs run by the Department of Education.

Reduction for certain benefits. You must reduce your qualified higher educational expenses by all of the following tax-free benefits.

1. Tax-free part of scholarships and fellowships (see *Scholarships and fellowships* in chapter 12), and
2. Expenses used to figure the tax-free portion of distributions from a Coverdell ESA.
3. Any tax-free payments (other than gifts or inheritances) received for educational expenses, such as:
 - a. Veterans' educational assistance benefits,
 - b. Qualified tuition reductions, or

c. Employer-provided educational assistance.

4. Any expense used in figuring the Hope and lifetime learning credits.

Amount excludable. If the total proceeds (interest and principal) from the qualified U.S. savings bonds you redeem during the year are not more than your adjusted qualified higher educational expenses for the year, you may be able to exclude all of the interest. If the proceeds are more than the expenses, you may be able to exclude only part of the interest.

To determine the excludable amount, multiply the interest part of the proceeds by a fraction. The numerator (top part) of the fraction is the qualified higher educational expenses you paid during the year. The denominator (bottom part) of the fraction is the total proceeds you received during the year.

Example. In February 2005, Mark and Joan, a married couple, cashed a qualified series EE U.S. savings bond they bought in April 1996. They received proceeds of \$7,068, representing principal of \$5,000 and interest of \$2,068. In 2005, they paid \$4,000 of their daughter's college tuition. They are not claiming an education credit for that amount, and their daughter does not have any tax-free educational assistance. They can exclude \$1,170 ($\$2,068 \times (\$4,000 \div \$7,068)$) of interest in 2005. They must pay tax on the remaining \$898 ($\$2,068 - \$1,170$) interest.

Modified adjusted gross income limit. The interest exclusion is limited if your modified adjusted gross income (modified AGI) is:

- \$61,200 to \$76,200 for taxpayers filing single or head of household, and
- \$91,850 to \$121,850 for married taxpayers filing jointly or for a qualifying widow(er) with dependent child.

You do not qualify for the interest exclusion if your modified AGI is equal to or more than the upper limit for your filing status.

Modified AGI, for purposes of this exclusion, is adjusted gross income (Form 1040A, line 21 or Form 1040, line 37) figured before the interest exclusion, and modified by adding back any:

1. Foreign earned income exclusion,
2. Foreign housing exclusion and deduction,
3. Exclusion of income for *bona fide* residents of American Samoa,
4. Exclusion for income from Puerto Rico,
5. Exclusion for adoption benefits received under an employer's adoption assistance program,
6. Deduction for tuition and fees,
7. Deduction for student loan interest, and
8. Deduction for domestic production activities.

Use the worksheet in the instructions for line 9, Form 8815, to figure your modified AGI. If you claim any of the exclusion or deduction items listed above (except items 6, 7, and 8), add the amount of the exclusion or deduction (except

any deduction for tuition and fees, student loan interest, or domestic production activities) to the amount on line 5 of the worksheet, and enter the total on Form 8815, line 9, as your modified AGI.

If you have investment interest expense incurred to earn royalties and other investment income, see *Education Savings Bond Program* in chapter 1 of Publication 550.



Recordkeeping. If you claim the interest exclusion, you must keep a written record of the qualified U.S. savings bonds you redeem. Your record must include the serial number, issue date, face value, and total redemption proceeds (principal and interest) of each bond. You can use Form 8818, *Optional Form To Record Redemption of Series EE and I U.S. Savings Bonds Issued After 1989*, to record this information. You should also keep bills, receipts, canceled checks, or other documentation that shows you paid qualified higher educational expenses during the year.

U.S. Treasury Bills, Notes, and Bonds

Treasury bills, notes, and bonds are direct debts (obligations) of the U.S. Government.

Taxation of interest. Interest income from Treasury bills, notes, and bonds is subject to federal income tax, but is exempt from all state and local income taxes. You should receive Form 1099-INT showing the amount of interest (in box 3) that was paid to you for the year.

Payments of principal and interest generally will be credited to your designated checking or savings account by direct deposit through the TREASURY DIRECT system.

Treasury bills. These bills generally have a 4-week, 13-week, or 26-week maturity period. They are issued at a discount in the amount of \$1,000 and multiples of \$1,000. The difference between the discounted price you pay for the bills and the face value you receive at maturity is interest income. Generally, you report this interest income when the bill is paid at maturity.

Treasury notes and bonds. Treasury notes have maturity periods of more than 1 year, ranging up to 10 years. Maturity periods for Treasury bonds are longer than 10 years. Both notes and bonds generally pay interest every 6 months. Generally, you report this interest for the year paid. For more information, see *U.S. Treasury Bills, Notes, and Bonds* in chapter 1 of Publication 550.



For other information on Treasury notes or bonds, write to:

Treasury Direct
Attn: Customer Information
P.O. Box 9150
Minneapolis, MN 55480-9150



Or, on the Internet, visit:
www.publicdebt.treas.gov

For information on series EE, series I, and series HH savings bonds, see *U.S. Savings Bonds*, earlier.

Treasury inflation-protected securities (TIPS). These securities pay interest twice a year at a fixed rate, based on a principal amount that is adjusted to take into account inflation and deflation. For the tax treatment of these securities, see *Inflation-Indexed Debt Instruments* under *Original Issue Discount (OID)*, in Publication 550.

Bonds Sold Between Interest Dates

If you sell a bond between interest payment dates, part of the sales price represents interest accrued to the date of sale. You must report that part of the sales price as interest income for the year of sale.

If you buy a bond between interest payment dates, part of the purchase price represents interest accrued before the date of purchase. When that interest is paid to you, treat it as a return of your capital investment, rather than interest income, by reducing your basis in the bond. See *Accrued interest on bonds* under *How To Report Interest Income* in chapter 1 of Publication 550 for information on reporting the payment.

Insurance

Life insurance proceeds paid to you as beneficiary of the insured person are usually not taxable. But if you receive the proceeds in installments, you must usually report a part of each installment payment as interest income.

For more information about insurance proceeds received in installments, see Publication 525, *Taxable and Nontaxable Income*.

Annuity. If you buy an annuity with life insurance proceeds, the annuity payments you receive are taxed as pension and annuity income from a nonqualified plan, not as interest income. See chapter 10 for information on pension and annuity income from nonqualified plans.

State or Local Government Obligations

Interest on a bond used to finance government operations generally is not taxable if the bond is issued by a state, the District of Columbia, a possession of the United States, or any of their political subdivisions.

Bonds issued after 1982 by an Indian tribal government are treated as issued by a state. Interest on these bonds is generally tax exempt if the bonds are part of an issue of which substantially all of the proceeds are to be used in the exercise of any essential government function.

Interest on arbitrage bonds issued by state or local governments after October 9, 1969, is taxable.

Interest on a private activity bond that is not a qualified bond is taxable. For more information on whether such interest is taxable or tax exempt, see *State or Local Government Obligations* in chapter 1 of Publication 550.

Information reporting requirement. If you must file a tax return, you are required to show any tax-exempt interest you received on your return. This is an information-reporting require-

ment only. It does not change tax-exempt interest to taxable interest.

Original Issue Discount (OID)

Original issue discount (OID) is a form of interest. You generally include OID in your income as it accrues over the term of the debt instrument, whether or not you receive any payments from the issuer.

A debt instrument generally has OID when the instrument is issued for a price that is less than its stated redemption price at maturity. OID is the difference between the stated redemption price at maturity and the issue price.

All debt instruments that pay no interest before maturity are presumed to be issued at a discount. Zero coupon bonds are one example of these instruments.

The OID accrual rules generally do not apply to short-term obligations (those with a fixed maturity date of 1 year or less from date of issue). See *Discount on Short-Term Obligations* in chapter 1 of Publication 550.

De minimis OID. You can treat the discount as zero if it is less than one-fourth of 1% (.0025) of the stated redemption price at maturity multiplied by the number of full years from the date of original issue to maturity. This small discount is known as “de minimis” OID.

Example 1. You bought a 10-year bond with a stated redemption price at maturity of \$1,000, issued at \$980 with OID of \$20. One-fourth of 1% of \$1,000 (stated redemption price) times 10 (the number of full years from the date of original issue to maturity) equals \$25. Because the \$20 discount is less than \$25, the OID is treated as zero. (If you hold the bond at maturity, you will recognize \$20 (\$1,000 – \$980) of capital gain.)

Example 2. The facts are the same as in *Example 1*, except that the bond was issued at \$950. The OID is \$50. Because the \$50 discount is more than the \$25 figured in *Example 1*, you must include the OID in income as it accrues over the term of the bond.

Debt instrument bought after original issue. If you buy a debt instrument with *de minimis* OID at a premium, the discount is not includible in income. If you buy a debt instrument with *de minimis* OID at a discount, the discount is reported under the market discount rules. See *Market Discount Bonds* in chapter 1 of Publication 550.

Exceptions to reporting OID. The OID rules discussed in this chapter do not apply to the following debt instruments.

1. Tax-exempt obligations. (However, see *Stripped tax-exempt obligations* under *Stripped Bonds and Coupons* in chapter 1 of Publication 550).
2. U.S. savings bonds.
3. Short-term debt instruments (those with a fixed maturity date of not more than 1 year from the date of issue).
4. Obligations issued by an individual before March 2, 1984.

5. Loans between individuals, if all the following are true.
 - a. The lender is not in the business of lending money.
 - b. The amount of the loan, plus the amount of any outstanding prior loans between the same individuals, is \$10,000 or less.
 - c. Avoiding any federal tax is not one of the principal purposes of the loan.

Form 1099-OID. The issuer of the debt instrument (or your broker, if you held the instrument through a broker) should give you Form 1099-OID, Original Issue Discount, or a similar statement, if the total OID for the calendar year is \$10 or more. Form 1099-OID will show, in box 1, the amount of OID for the part of the year that you held the bond. It also will show, in box 2, the stated interest that you must include in your income. A copy of Form 1099-OID will be sent to the IRS. Do not file your copy with your return. Keep it for your records.

In most cases, you must report the entire amount in boxes 1 and 2 of Form 1099-OID as interest income. But see *Refiguring OID* shown on Form 1099-OID, later in this discussion, for more information.

Form 1099-OID not received. If you had OID for the year but did not receive a Form 1099-OID, see Publication 1212, which lists total OID on certain debt instruments and has information that will help you figure OID. If your debt instrument is not listed in Publication 1212, consult the issuer for further information about the accrued OID for the year.

Nominee. If someone else is the holder of record (the registered owner) of an OID instrument that belongs to you and receives a Form 1099-OID on your behalf, that person must give you a Form 1099-OID.

Refiguring OID shown on Form 1099-OID. You must refigure the OID shown in box 1 or box 6 of Form 1099-OID if either of the following apply.

- You bought the debt instrument after its original issue and paid a premium or an acquisition premium.
- The debt instrument is a stripped bond or a stripped coupon (including certain zero coupon instruments).

For information about figuring the correct amount of OID to include in your income, see *Figuring OID on Long-Term Debt Instruments* in Publication 1212.

Refiguring periodic interest shown on Form 1099-OID. If you disposed of a debt instrument or acquired it from another holder during the year, see *Bonds Sold Between Interest Dates*, earlier, for information about the treatment of periodic interest that may be shown in box 2 of Form 1099-OID for that instrument.

Certificates of deposit (CDs). If you buy a CD with a maturity of more than 1 year, you must include in income each year a part of the total interest due and report it in the same manner as other OID.

This also applies to similar deposit arrangements with banks, building and loan associations, etc., including:

- Time deposits,
- Bonus plans,
- Savings certificates,
- Deferred income certificates,
- Bonus savings certificates, and
- Growth savings certificates.

Bearer CDs. CDs issued after 1982 generally must be in registered form. Bearer CDs are CDs that are not in registered form. They are not issued in the depositor's name and are transferable from one individual to another.

Banks must provide the IRS and the person redeeming a bearer CD with a Form 1099-INT.

More information. See chapter 1 of Publication 550 for more information about OID and related topics, such as market discount bonds.

- Withdraw all or part of the account to withdraw the earnings, or
- Pay a penalty on early withdrawals, unless the interest you are to receive on an early withdrawal or redemption is substantially less than the interest payable at maturity.

Accrual method. If you use an accrual method, you report your interest income when you earn it, whether or not you have received it. Interest is earned over the term of the debt instrument.

Example. If, in the previous example, you use an accrual method, you must include the interest in your income as you earn it. You would report the interest as follows: 2003, \$80; 2004, \$249.60; and 2005, \$179.20.

Coupon bonds. Interest on coupon bonds is taxable in the year the coupon becomes due and payable. It does not matter when you mail the coupon for payment.

When To Report Interest Income

When to report your interest income depends on whether you use the cash method or an accrual method to report income.

Cash method. Most individual taxpayers use the cash method. If you use this method, you generally report your interest income in the year in which you actually or constructively receive it. However, there are special rules for reporting the discount on certain debt instruments. See *U.S. Savings Bonds* and *Original Issue Discount*, earlier.

Example. On September 1, 2003, you loaned another individual \$2,000 at 12%, compounded annually. You are not in the business of lending money. The note stated that principal and interest would be due on August 31, 2005. In 2005, you received \$2,508.80 (\$2,000 principal and \$508.80 interest). If you use the cash method, you must include in income on your 2005 return the \$508.80 interest you received in that year.

Constructive receipt. You constructively receive income when it is credited to your account or made available to you. You do not need to have physical possession of it. For example, you are considered to receive interest, dividends, or other earnings on any deposit or account in a bank, savings and loan, or similar financial institution, or interest on life insurance policy dividends left to accumulate, when they are credited to your account and subject to your withdrawal. This is true even if they are not yet entered in your passbook.

You constructively receive income on the deposit or account even if you must:

- Make withdrawals in multiples of even amounts,
- Give a notice to withdraw before making the withdrawal,

How To Report Interest Income

Generally, you report all of your taxable interest income on Form 1040, line 8a; Form 1040A, line 8a; or Form 1040EZ, line 2.

You cannot use Form 1040EZ if your interest income is more than \$1,500. Instead, you must use Form 1040A or Form 1040.

Form 1040A. You must complete Schedule 1 (Form 1040A), Part I, if you file Form 1040A and any of the following are true.

- Your taxable interest income is more than \$1,500.
- You are claiming the interest exclusion under the Education Savings Bond Program (discussed earlier).
- You received interest from a seller-financed mortgage, and the buyer used the property as a home.
- You received a Form 1099-INT for tax-exempt interest.
- You received a Form 1099-INT for U.S. savings bond interest that includes amounts you reported before 2005.
- You received, as a nominee, interest that actually belongs to someone else.
- You received a Form 1099-INT for interest on frozen deposits.

List each payer's name and the amount of interest income received from each payer on line 1. If you received a Form 1099-INT or Form 1099-OID from a brokerage firm, list the brokerage firm as the payer.

You cannot use Form 1040A if you must use Form 1040, as described next.

Form 1040. You must use Form 1040 instead of Form 1040A or Form 1040EZ if:

1. You forfeited interest income because of the early withdrawal of a time deposit,

2. You received or paid accrued interest on securities transferred between interest payment dates,
3. You had a financial account in a foreign country, unless the combined value of all foreign accounts was \$10,000 or less during all of 2005 or the accounts were with certain U.S. military banking facilities,
4. You acquired taxable bonds after 1987 and choose to reduce interest income from the bonds by any amortizable bond premium (see *Bond Premium Amortization* in chapter 3 of Publication 550),
5. You are reporting OID in an amount more or less than the amount shown on Form 1099-OID, or
6. You received tax-exempt interest from private activity bonds issued after August 7, 1986.

Schedule B. You must complete Schedule B (Form 1040), Part I, if you file Form 1040 and any of the following apply.

- Your taxable interest income is more than \$1,500.
- You are claiming the interest exclusion under the Education Savings Bond Program (discussed earlier).
- You had a foreign account or you received a distribution from, or were a grantor of, or transferor to, a foreign trust.
- You received interest from a seller-financed mortgage, and the buyer used the property as a home.
- You received a Form 1099-INT for tax-exempt interest.

- You received a Form 1099-INT for U.S. savings bond interest that includes amounts you reported before 2005.
- You received, as a nominee, interest that actually belongs to someone else.
- You received a Form 1099-INT for interest on frozen deposits.
- You received a Form 1099-INT for interest on a bond that you bought between interest payment dates.
- Statement (4) or (5) in the preceding list is true.

On Part I, line 1, list each payer's name and the amount received from each. If you received a Form 1099-INT or Form 1099-OID from a brokerage firm, list the brokerage firm as the payer.

Form 1099-INT. Your taxable interest income, except for interest from U.S. savings bonds and Treasury obligations, is shown in box 1 of Form 1099-INT. Add this amount to any other taxable interest income you received. You must report all of your taxable interest income even if you do not receive a Form 1099-INT.

If you forfeited interest income because of the early withdrawal of a time deposit, the deductible amount will be shown on Form 1099-INT in box 2. See *Penalty on early withdrawal of savings* in chapter 1 of Publication 550.

Box 3 of Form 1099-INT shows the amount of interest income you received from U.S. savings bonds, Treasury bills, Treasury notes, and Treasury bonds. Add the amount shown in box 3 to any other taxable interest income you received, unless part of the amount in box 3 was previously included in interest income. If part of

the amount shown in box 3 was previously included in your interest income, see *U.S. savings bond interest previously reported, later*.

Box 4 of Form 1099-INT (federal income tax withheld) will contain an amount if you were subject to backup withholding. Report the amount from box 4 on Form 1040EZ, line 7, on Form 1040A, line 39, or on Form 1040, line 64 (federal income tax withheld).

Box 5 of Form 1099-INT shows investment expenses you may be able to deduct as an itemized deduction. See chapter 3 of Publication 550 for more information about investment expenses.

U.S. savings bond interest previously reported. If you received a Form 1099-INT for U.S. savings bond interest, the form may show interest you do not have to report. See *Form 1099-INT for U.S. savings bonds interest, earlier*, under *U.S. Savings Bonds*.

On Schedule B (Form 1040), Part I, line 1, or on Schedule 1 (Form 1040A), Part I, line 1, report all the interest shown on your Form 1099-INT. Then follow these steps.

1. Several lines above line 2, enter a subtotal of all interest listed on line 1.
2. Below the subtotal enter "U.S. Savings Bond Interest Previously Reported" and enter amounts previously reported or interest accrued before you received the bond.
3. Subtract these amounts from the subtotal and enter the result on line 2.

More information. For more information about how to report interest income, see chapter 1 of Publication 550 or the instructions for the form you must file.

8.

Dividends and Other Corporate Distributions

Reminder

Foreign income. If you are a U.S. citizen with dividend income from sources outside the United States (foreign income), you must report that income on your tax return unless it is exempt by U.S. law. This is true whether you reside inside or outside the United States and whether or not you receive a Form 1099 from the foreign payer.

Introduction

This chapter discusses the tax treatment of:

- Ordinary dividends,
- Capital gain distributions,
- Nondividend distributions, and
- Other distributions you may receive from a corporation or a mutual fund.

This chapter also explains how to report dividend income on your tax return.

Dividends are distributions of money, stock, or other property paid to you by a corporation. You also may receive dividends through a partnership, an estate, a trust, or an association that is taxed as a corporation. However, some amounts you receive that are called dividends are actually interest income. (See *Dividends that are actually interest* under *Taxable Interest* in chapter 7.)

Most distributions are paid in cash (or check). However, distributions can consist of more stock, stock rights, other property, or services.

Useful Items

You may want to see:

Publication

- 514** Foreign Tax Credit for Individuals
- 550** Investment Income and Expenses
- 564** Mutual Fund Distributions

Form (and Instructions)

- Schedule B (Form 1040)** Interest and Ordinary Dividends
- Schedule 1 (Form 1040A)** Interest and Ordinary Dividends for Form 1040A Filers

General Information

This section discusses general rules for dividend income.

Tax on investment income of a child under age 14. Part of a child's 2005 investment income may be taxed at the parent's tax rate. This may happen if all of the following are true.

1. The child was under age 14 at the end of 2005. A child born on January 1, 1992, is considered to be age 14 at the end of 2005.
2. The child had more than \$1,600 of investment income (such as taxable interest and dividends) and has to file a tax return.
3. Either parent was alive at the end of 2005.

If all of these statements are true, Form 8615, Tax for Children Under Age 14 With Investment Income of More Than \$1,600, must be completed and attached to the child's tax return. If any of these statements is not true, Form 8615 is not required and the child's income is taxed at his or her own tax rate.

However, the parent can choose to include the child's interest and dividends on the parent's return if certain requirements are met. Use Form 8814, Parents' Election To Report Child's Interest and Dividends, for this purpose.

For more information about the tax on investment income of children and the parents' election, see chapter 31.

Beneficiary of an estate or trust. Dividends and other distributions you receive as a beneficiary of an estate or trust are generally taxable income. You should receive a Schedule K-1 (Form 1041), Beneficiary's Share of Income, Deductions, Credits, etc., from the fiduciary. Your copy of Schedule K-1 and its instructions will tell you where to report the income on your Form 1040.

Social security number (SSN). You must give your name and SSN (or individual taxpayer identification number (ITIN)) to any person required by federal tax law to make a return, statement, or other document that relates to you. This includes payers of dividends. If you do not give your SSN or ITIN to the payer of dividends, you may have to pay a penalty.

For more information on SSNs and ITINs, see *Social security number (SSN)* in chapter 7.

Backup withholding. Your dividend income is generally not subject to regular withholding. However, it may be subject to backup withholding to ensure that income tax is collected on the income. Under backup withholding, the payer of dividends must withhold, as income tax, 28% of the amount you are paid.

Backup withholding may also be required if the Internal Revenue Service (IRS) has determined that you underreported your interest or dividend income. For more information, see *Backup Withholding* in chapter 4.

Stock certificate in two or more names. If two or more persons hold stock as joint tenants, tenants by the entirety, or tenants in common, each person's share of any dividends from the stock is determined by local law.

Form 1099-DIV. Most corporations use Form 1099-DIV, Dividends and Distributions, to show you the distributions you received from them during the year. Keep this form with your records. You do not have to attach it to your tax return.

Dividends not reported on Form 1099-DIV. Even if you do not receive Form 1099-DIV, you must still report all of your taxable dividend income. For example, you may receive distributive shares of dividends from partnerships or subchapter S corporations. These dividends are reported to you on Schedule K-1 (Form 1065) and Schedule K-1 (Form 1120S).

Reporting tax withheld. If tax is withheld from your dividend income, the payer must give you a Form 1099-DIV that indicates the amount withheld.

Nominees. If someone receives distributions as a nominee for you, that person will give you a Form 1099-DIV, which will show distributions received on your behalf.

Form 1099-MISC. Certain substitute payments in lieu of dividends or tax-exempt interest that are received by a broker on your behalf must be reported to you on Form 1099-MISC, Miscellaneous Income, or a similar statement. See *Reporting Substitute Payments under Short Sales* in chapter 4 of Publication 550 for more information about reporting these payments.

Incorrect amount shown on a Form 1099. If you receive a Form 1099 that shows an incorrect amount (or other incorrect information), you should ask the issuer for a corrected form. The new Form 1099 you receive will be marked "Corrected."

Dividends on stock sold. If stock is sold, exchanged, or otherwise disposed of after a dividend is declared, but before it is paid, the owner of record (usually the payee shown on the dividend check) must include the dividend in income.

Dividends received in January. If a regulated investment company (mutual fund) or real estate investment trust (REIT) declares a dividend (including any exempt-interest dividend or capital gain distribution) in October, November, or December payable to shareholders of record on a date in one of those months but actually pays the dividend during January of the next calendar year, you are considered to have received the dividend on December 31. You report the dividend in the year it was declared.

Ordinary Dividends

Ordinary (taxable) dividends are the most common type of distribution from a corporation. They are paid out of the earnings and profits of a corporation and are ordinary income to you. This means they are not capital gains. You can assume that any dividend you receive on common or preferred stock is an ordinary dividend unless the paying corporation tells you otherwise. Ordinary dividends will be shown in box 1a of the Form 1099-DIV you receive.

Qualified Dividends

Qualified dividends are the ordinary dividends that are subject to the same 5% or 15% maximum tax rate that applies to net capital gain. They should be shown in box 1b of the Form 1099-DIV you receive.

Qualified dividends are subject to the 15% rate if the regular tax rate that would apply is 25% or higher. If the regular tax rate that would apply is lower than 25%, qualified dividends are subject to the 5% rate.

To qualify for the 5% or 15% maximum rate, all of the following requirements must be met.

1. The dividends must have been paid by a U.S. corporation or a qualified foreign corporation. (See *Qualified foreign corporation* later.)
2. The dividends are not of the type listed later under *Dividends that are not qualified dividends*.
3. You meet the holding period (discussed next).

Holding period. You must have held the stock for more than 60 days during the 121-day period that begins 60 days before the ex-dividend date. The ex-dividend date is the first date following the declaration of a dividend on which the buyer of a stock will not receive the next dividend payment. Instead, the seller will get the dividend.

When counting the number of days you held the stock, include the day you disposed of the stock, but not the day you acquired it. See the examples later.

Exception for preferred stock. In the case of preferred stock, you must have held the stock more than 90 days during the 181-day period that begins 90 days before the ex-dividend date if the dividends are due to periods totaling more than 366 days. If the preferred dividends are due to periods totaling less than 367 days, the holding period in the previous paragraph applies.

Example 1. You bought 5,000 shares of XYZ Corp. common stock on June 30, 2005. XYZ Corp. paid a cash dividend of 10 cents per share. The ex-dividend date was July 8, 2005. Your Form 1099-DIV from XYZ Corp. shows \$500 in box 1a (ordinary dividends) and in box 1b (qualified dividends). However, you sold the 5,000 shares on August 3, 2005. You held your shares of XYZ Corp. for only 34 days of the 121-day period (from July 1, 2005, through August 3, 2005). The 121-day period began on May 9, 2005 (60 days before the ex-dividend date), and ended on September 6, 2005. You have no qualified dividends from XYZ Corp. because you held the XYZ stock for less than 61 days.

Example 2. Assume the same facts as in Example 1 except that you bought the stock on July 7, 2005 (the day before the ex-dividend date), and you sold the stock on September 8, 2005. You held the stock for 63 days (from July 8, 2005, through September 8, 2005). The \$500 of qualified dividends shown in box 1b of your Form 1099-DIV are all qualified dividends because you held the stock for 61 days of the

121-day period (from July 8, 2005, through September 6, 2005).

Example 3. You bought 10,000 shares of ABC Mutual Fund common stock on June 30, 2005. ABC Mutual Fund paid a cash dividend of 10 cents a share. The ex-dividend date was July 8, 2005. The ABC Mutual Fund advises you that the portion of the dividend eligible to be treated as qualified dividends equals 2 cents per share. Your Form 1099-DIV from ABC Mutual Fund shows total ordinary dividends of \$1,000 and qualified dividends of \$200. However, you sold the 10,000 shares on August 3, 2005. You have no qualified dividends from ABC Mutual Fund because you held the ABC Mutual Fund stock for less than 61 days.

Holding period reduced where risk of loss is diminished. When determining whether you met the minimum holding period discussed earlier, you cannot count any day during which you meet any of the following conditions.

1. You had an option to sell, were under a contractual obligation to sell, or had made (and not closed) a short sale of substantially identical stock or securities.
2. You were grantor (writer) of an option to buy substantially identical stock or securities.
3. Your risk of loss is diminished by holding one or more other positions in substantially similar or related property.

For information about how to apply condition (3), see Regulations section 1.246-5.

Qualified foreign corporation. A foreign corporation is a qualified foreign corporation if it meets any of the following conditions.

1. The corporation is incorporated in a U.S. possession.
2. The corporation is eligible for the benefits of a comprehensive income tax treaty with the United States that the Treasury Department determines is satisfactory for this purpose and that includes an exchange of information program. For a list of those treaties, see *Table 8-1*.
3. The corporation does not meet (1) or (2) above, but the stock for which the dividend is paid is readily tradable on an established securities market in the United States. See *Readily tradable stock*, later.

Exception. A corporation is not a qualified foreign corporation if it is a passive foreign investment company during its tax year in which the dividends are paid or during its previous tax year.

Readily tradable stock. Any stock (such as common, ordinary stock, or preferred stock) or an American depositary receipt in respect of that stock, is considered to satisfy requirement (3) if it is listed on one of the following securities markets: the New York Stock Exchange, the NASDAQ Stock Market, the American Stock Exchange, the Boston Stock Exchange, the Cincinnati Stock Exchange, the Chicago Stock Exchange, the Philadelphia Stock Exchange, or the Pacific Exchange, Inc.

Dividends that are not qualified dividends.

The following dividends are not qualified dividends. They are not qualified dividends even if they are shown in box 1b of Form 1099-DIV.

- Capital gain distributions.
- Dividends paid on deposits with mutual savings banks, cooperative banks, credit unions, U.S. building and loan associations, U.S. savings and loan associations, federal savings and loan associations, and similar financial institutions. (Report these amounts as interest income.)
- Dividends from a corporation that is a tax-exempt organization or farmer's cooperative during the corporation's tax year in which the dividends were paid or during the corporation's previous tax year.
- Dividends paid by a corporation on employer securities which are held on the date of record by an employee stock ownership plan (ESOP) maintained by that corporation.
- Dividends on any share of stock to the extent that you are obligated (whether under a short sale or otherwise) to make related payments for positions in substantially similar or related property.
- Payments in lieu of dividends, but only if you know or have reason to know that the payments are not qualified dividends.
- Payments shown in Form 1099-DIV, box 1b, from a foreign corporation to the extent you know or have reason to know the payments are not qualified dividends.

Table 8-1. Income Tax Treaties

Income tax treaties that the United States has with the following countries satisfy requirement (2) under <i>Qualified foreign corporation</i> .		
Australia	Ireland	Romania
Austria	Israel	Russian
Belgium	Italy	Federation
Canada	Jamaica	Slovak
China	Japan	Republic
Cyprus	Kazakhstan	Slovenia
Czech	Korea	South Africa
Republic	Latvia	Spain
Denmark	Lithuania	Sweden
Egypt	Luxembourg	Switzerland
Estonia	Mexico	Thailand
Finland	Morocco	Trinidad and
France	Netherlands	Tobago
Germany	New Zealand	Tunisia
Greece	Norway	Turkey
Hungary	Pakistan	Ukraine
Iceland	Philippines	United
India	Poland	Kingdom
Indonesia	Portugal	Venezuela

Dividends Used to Buy More Stock

The corporation in which you own stock may have a **dividend reinvestment plan**. This plan

lets you choose to use your dividends to buy (through an agent) more shares of stock in the corporation instead of receiving the dividends in cash. If you are a member of this type of plan and you use your dividends to buy more stock at a price equal to its fair market value, you still must report the dividends as income.

If you are a member of a dividend reinvestment plan that lets you buy more stock at a price less than its fair market value, you must report as dividend income the fair market value of the additional stock on the dividend payment date.

You also must report as dividend income any service charge subtracted from your cash dividends before the dividends are used to buy the additional stock. But you may be able to deduct the service charge. See chapter 28 for more information about deducting expenses of producing income.

In some dividend reinvestment plans, you can invest more cash to buy shares of stock at a price less than fair market value. If you choose to do this, you must report as dividend income the difference between the cash you invest and the fair market value of the stock you buy. When figuring this amount, use the fair market value of the stock on the dividend payment date.

Money Market Funds

Report amounts you receive from money market funds as dividend income. Money market funds are a type of mutual fund and should not be confused with bank money market accounts that pay interest.

Capital Gain Distributions

Capital gain distributions (also called capital gain dividends) are paid to you or credited to your account by regulated investment companies (commonly called mutual funds) and real estate investment trusts (REITs). They will be shown in box 2a of the Form 1099-DIV you receive from the mutual fund or REIT.

Report capital gain distributions as long-term capital gains regardless of how long you owned your shares in the mutual fund or REIT.

Undistributed capital gains of mutual funds and REITs. Some mutual funds and REITs keep their long-term capital gains and pay tax on them. You must treat your share of these gains as distributions, even though you did not actually receive them. However, they are not included on Form 1099-DIV. Instead, they are reported to you on Form 2439, Notice to Shareholder of Undistributed Long-Term Capital Gains.

Report undistributed capital gains (box 1a of Form 2439) as long-term capital gains on Schedule D (Form 1040), column (f), line 11.

The tax paid on these gains by the mutual fund or REIT is shown in box 2 of Form 2439. You take credit for this tax by including it on Form 1040, line 70, and checking box a on that line. Attach Copy B of Form 2439 to your return, and keep Copy C for your records.

Basis adjustment. Increase your basis in your mutual fund, or your interest in a REIT, by the difference between the gain you report and the credit you claim for the tax paid.

Additional information. For more information on the treatment of distributions from mutual funds, see Publication 564.

Nondividend Distributions

A nondividend distribution is a distribution that is not paid out of the earnings and profits of a corporation. You should receive a Form 1099-DIV or other statement from the corporation showing the nondividend distribution. On Form 1099-DIV, a nondividend distribution will be shown in box 3. If you do not receive such a statement, you report the distribution as an ordinary dividend.

Basis adjustment. A nondividend distribution reduces the basis of your stock. It is not taxed until your basis in the stock is fully recovered. This nontaxable portion is also called a return of capital. It is a return of your investment in the stock of the company. If you buy stock in a corporation in different lots at different times, and you cannot definitely identify the shares subject to the nondividend distribution, reduce the basis of your earliest purchases first.

When the basis of your stock has been reduced to zero, report any additional nondividend distribution that you receive as a capital gain. Whether you report it as a long-term or short-term capital gain depends on how long you have held the stock. See *Holding Period* in chapter 14.

Example. You bought stock in 1993 for \$100. In 1996, you received a nondividend distribution of \$80. You did not include this amount in your income, but you reduced the basis of your stock to \$20. You received a nondividend distribution of \$30 in 2005. The first \$20 of this amount reduced your basis to zero. You report the other \$10 as a long-term capital gain for 2005. You must report as a long-term capital gain any nondividend distribution you receive on this stock in later years.

Liquidating Distributions

Liquidating distributions, sometimes called liquidating dividends, are distributions you receive during a partial or complete liquidation of a corporation. These distributions are, at least in part, one form of a return of capital. They may be paid in one or more installments. You will receive a Form 1099-DIV from the corporation showing you the amount of the liquidating distribution in box 8 or 9.

For more information on liquidating distributions, see chapter 1 of Publication 550.

Distributions of Stock and Stock Rights

Distributions by a corporation of its own stock are commonly known as stock dividends. Stock rights (also known as "stock options") are distributions by a corporation of rights to acquire the corporation's stock. Generally, stock dividends and stock rights are not taxable to you, and you do not report them on your return.

Taxable stock dividends and stock rights. Distributions of stock dividends and stock rights are taxable to you if any of the following apply.

1. You or any other shareholder has the choice to receive cash or other property instead of stock or stock rights.
2. The distribution gives cash or other property to some shareholders and an increase in the percentage interest in the corporation's assets or earnings and profits to other shareholders.
3. The distribution is in convertible preferred stock and has the same result as in (2).
4. The distribution gives preferred stock to some common stock shareholders and common stock to other common stock shareholders.
5. The distribution is on preferred stock. (The distribution, however, is not taxable if it is an increase in the conversion ratio of convertible preferred stock made solely to take into account a stock dividend, stock split, or similar event that would otherwise result in reducing the conversion right.)

The term "stock" includes rights to acquire stock, and the term "shareholder" includes a holder of rights or of convertible securities.

If you receive taxable stock dividends or stock rights, include their fair market value at the time of the distribution in your income.

Preferred stock redeemable at a premium.

If you hold preferred stock having a redemption price higher than its issue price, the difference (the redemption premium) generally is taxable as a constructive distribution of additional stock on the preferred stock. For more information, see chapter 1 of Publication 550.

Basis. Your basis in stock or stock rights received in a taxable distribution is their fair market value when distributed. If you receive stock or stock rights that are not taxable to you, see *Stocks and Bonds under Basis of Investment Property* in chapter 4 of Publication 550 for information on how to figure their basis.

Fractional shares. You may not own enough stock in a corporation to receive a full share of stock if the corporation declares a stock dividend. However, with the approval of the shareholders, the corporation may set up a plan in which fractional shares are not issued, but instead are sold, and the cash proceeds are given to the shareholders. Any cash you receive for fractional shares under such a plan is treated as an amount realized on the sale of the fractional shares. You must determine your gain or loss and report it as a capital gain or loss on Schedule D (Form 1040). Your gain or loss is the difference between the cash you receive and the basis of the fractional shares sold.

Example. You own one share of common stock that you bought on January 3, 1997, for \$100. The corporation declared a common stock dividend of 5% on June 30, 2005. The fair market value of the stock at the time the stock dividend was declared was \$200. You were paid \$10 for the fractional-share stock dividend under a plan described in the above paragraph. You figure your gain or loss as follows:

Fair market value of old stock	\$200.00
Fair market value of stock dividend (cash received)	+10.00
Fair market value of old stock and stock dividend	<u>\$210.00</u>
Basis (cost) of old stock after the stock dividend (($\$200 \div \210) \times \$100)	\$95.24

Basis (cost) of stock dividend (($\$10 \div \210) \times $\$100$)	+ 4.76
Total	<u>\$100.00</u>
Cash received	\$10.00
Basis (cost) of stock dividend	- 4.76
Gain	<u>\$5.24</u>

Because you had held the share of stock for more than 1 year at the time the stock dividend was declared, your gain on the stock dividend is a long-term capital gain.

Scrip dividends. A corporation that declares a stock dividend may issue you a scrip certificate that entitles you to a fractional share. The certificate is generally nontaxable when you receive it. If you choose to have the corporation sell the certificate for you and give you the proceeds, your gain or loss is the difference between the proceeds and the portion of your basis in the corporation's stock that is allocated to the certificate.

However, if you receive a scrip certificate that you can choose to redeem for cash instead of stock, the certificate is taxable when you receive it. You must include its fair market value in income on the date you receive it.

Other Distributions

You may receive any of the following distributions during the year.

Exempt-interest dividends. Exempt-interest dividends you receive from a regulated investment company (mutual fund) are not included in your taxable income. You will receive a notice from the mutual fund telling you the amount of the exempt-interest dividends you received. Exempt-interest dividends are not shown on Form 1099-DIV or Form 1099-INT.

Information reporting requirement. Although exempt-interest dividends are not taxable, you must show them on your tax return if you have to file a return. This is an information reporting requirement and does not change the exempt-interest dividends to taxable income.

Alternative minimum tax treatment. Exempt-interest dividends paid from specified private activity bonds may be subject to the alternative minimum tax. See *Alternative Minimum Tax* in chapter 30 for more information.

Dividends on insurance policies. Insurance policy dividends that the insurer keeps and uses to pay your premiums are not taxable. However, you must report as taxable interest income the interest that is paid or credited on dividends left with the insurance company.

If dividends on an insurance contract (other than a modified endowment contract) are distributed to you, they are a partial return of the premiums you paid. Do not include them in your gross income until they are more than the total of all net premiums you paid for the contract. Report any taxable distributions on insurance policies on Form 1040, line 16b, or Form 1040A, line 12b.

Dividends on veterans' insurance. Dividends you receive on veterans' insurance policies are not taxable. In addition, interest on dividends left with the Department of Veterans Affairs is not taxable.

Patronage dividends. Generally, patronage dividends you receive in money from a cooperative organization are included in your income.

Do not include in your income patronage dividends you receive on:

1. Property bought for your personal use, or
2. Capital assets or depreciable property bought for use in your business. But you must reduce the basis (cost) of the items bought. If the dividend is more than the adjusted basis of the assets, you must report the excess as income.

These rules are the same whether the cooperative paying the dividend is a taxable or tax-exempt cooperative.

Alaska Permanent Fund dividends. Do not report these amounts as dividends. Instead, report these amounts on Form 1040, line 21, Form 1040A, line 13, or Form 1040EZ, line 3.

How To Report Dividend Income

Generally, you can use either Form 1040 or Form 1040A to report your dividend income. Report the total of your ordinary dividends on line 9a of Form 1040 or Form 1040A. Report qualified dividends on line 9b.

If you receive capital gain distributions, you may be able to use Form 1040A or you may have to use Form 1040. See *Capital gain distributions only* in chapter 16. If you receive nondividend distributions required to be reported as capital gains, you must use Form 1040. You cannot use Form 1040EZ if you receive any dividend income.

Form 1099-DIV. If you owned stock on which you received \$10 or more in dividends and other distributions, you should receive a Form 1099-DIV. Even if you do not receive Form 1099-DIV, you must report all of your taxable dividend income.

See Form 1099-DIV for more information on how to report dividend income.

Form 1040A. You must complete Schedule 1 (Form 1040A), Part II, and attach it to your Form 1040A, if:

1. Your ordinary dividends (Form 1099-DIV, box 1a) are more than \$1,500, or
2. You received, as a nominee, dividends that actually belong to someone else.

List on line 5 each payer's name and the amount of ordinary dividends you received. If you received a Form 1099-DIV from a brokerage firm, list the brokerage firm as the payer.

Enter on line 6 the total of the amounts listed on line 5. Also enter this total on Form 1040A, line 9a.

Form 1040. You must fill in Schedule B, Part II, and attach it to your Form 1040, if:

1. Your ordinary dividends (Form 1099-DIV, box 1a) are more than \$1,500, or
2. You received, as a nominee, dividends that actually belong to someone else.

If your ordinary dividends are more than \$1,500, you must also complete Schedule B, Part III.

List on Schedule B, Part II, line 5, each payer's name and the amount of ordinary dividends you received. If your securities are held by a brokerage firm (in "street name"), list the name of the brokerage firm that is shown on Form 1099-DIV as the payer. If your stock is held by a nominee who is the owner of record, and the nominee credited or paid you dividends on the stock, show the name of the nominee and the dividends you received or for which you were credited.

Enter on line 6 the total of the amounts listed on line 5. Also enter this total on Form 1040, line 9a.

Qualified dividends. Report qualified dividends (Form 1099-DIV, box 1b) on line 9b of Form 1040 or Form 1040A. Do not include any of the following on line 9b.

- Qualified dividends you received as a nominee. See *Nominees* under *How to Report Dividend Income* in chapter 1 of Publication 550.
- Dividends on stock for which you did not meet the holding period. See *Holding period* earlier under *Qualified Dividends*.
- Dividends on any share of stock to the extent that you are obligated (whether under a short sale or otherwise) to make related payments for positions in substantially similar or related property.
- Payments in lieu of dividends, but only if you know or have reason to know that the payments are not qualified dividends.
- Payments shown in Form 1099-DIV, box 1b, from a foreign corporation to the extent you know or have reason to know the payments are not qualified dividends.

If you have qualified dividends, you must figure your tax by completing the Qualified Dividends and Capital Gain Tax Worksheet in the Form 1040 or 1040A instructions or the Schedule D Tax Worksheet in the Schedule D instructions, whichever applies. Enter qualified dividends on line 2 of the worksheet.

Investment interest deducted. If you claim a deduction for investment interest, you may have to reduce the amount of your qualified dividends that are eligible for the 5% or 15% tax rate. Reduce it by the amount of qualified dividends you choose to include in investment income when figuring the limit on your investment interest deduction. This is done on the Qualified Dividends and Capital Gain Tax Worksheet or the Schedule D Tax Worksheet. For more information about the limit on investment interest, see *Interest Expenses* in chapter 23.

Expenses related to dividend income. You may be able to deduct expenses related to dividend income if you itemize your deductions on Schedule A (Form 1040). See chapter 28 for general information about deducting expenses of producing income.

More information. For more information about how to report dividend income, see chapter 1 of Publication 550 or the instructions for the form you must file.

9.

Rental Income and Expenses

Introduction

This chapter discusses rental income and expenses. It covers the following topics.

- Rental income.
- Rental expenses.
- Personal use of dwelling unit (including vacation home).
- Depreciation.
- Limits on rental losses.
- How to report your rental income and expenses.

If you sell or otherwise dispose of your rental property, see Publication 544, *Sales and Other Dispositions of Assets*.

If you have a loss from damage to, or theft of, rental property, see Publication 547, *Casualties, Disasters, and Thefts*.

If you rent a condominium or a cooperative apartment, some special rules apply to you even though you receive the same tax treatment as other owners of rental property. See Publication 527, *Residential Rental Property*, for more information.

Useful Items

You may want to see:

Publication

- 527** Residential Rental Property
- 534** Depreciating Property Placed in Service Before 1987
- 535** Business Expenses
- 925** Passive Activity and At-Risk Rules
- 946** How To Depreciate Property

Form (and Instructions)

- 4562** Depreciation and Amortization
- 6251** Alternative Minimum Tax—Individuals
- 8582** Passive Activity Loss Limitations
- Schedule E (Form 1040)** Supplemental Income and Loss

Rental Income

You generally must include in your gross income all amounts you receive as rent. Rental income is any payment you receive for the use or occupation of property. In addition to amounts you

receive as normal rent payments, there are other amounts that may be rental income.

When to report. If you are a cash basis taxpayer, report rental income on your return for the year you actually or constructively receive it. You are a cash basis taxpayer if you report income in the year you receive it, regardless of when it was earned. You constructively receive income when it is made available to you, for example, by being credited to your bank account.

For more information about when you constructively receive income, see *Accounting Methods* in chapter 1.

Advance rent. Advance rent is any amount you receive before the period that it covers. Include advance rent in your rental income in the year you receive it regardless of the period covered or the method of accounting you use.

Example. You sign a 10-year lease to rent your property. In the first year, you receive \$5,000 for the first year's rent and \$5,000 as rent for the last year of the lease. You must include \$10,000 in your income in the first year.

Security deposits. Do not include a security deposit in your income when you receive it if you plan to return it to your tenant at the end of the lease. But if you keep part or all of the security deposit during any year because your tenant does not live up to the terms of the lease, include the amount you keep in your income for that year.

If an amount called a security deposit is to be used as a final payment of rent, it is advance rent. Include it in your income when you receive it.

Payment for canceling a lease. If your tenant pays you to cancel a lease, the amount you receive is rent. Include the payment in your income in the year you receive it regardless of your method of accounting.

Expenses paid by tenant. If your tenant pays any of your expenses, the payments are rental income. You must include them in your income. You can deduct the expenses if they are deductible rental expenses. See *Rental Expenses*, later, for more information.

Property or services. If you receive property or services, instead of money, as rent, include the fair market value of the property or services in your rental income.

If the services are provided at an agreed upon or specified price, that price is the fair market value unless there is evidence to the contrary.

Rental of property also used as a home. If you rent property that you also use as your home and you rent it fewer than 15 days during the tax year, do not include the rent you receive in your income and do not deduct rental expenses. However, you can deduct on Schedule A (Form 1040) the interest, taxes, and casualty and theft losses that are allowed for nonrental property. See *Personal Use of Dwelling Unit (Including Vacation Home)*, later.

Part interest. If you own a part interest in rental property, you must report your part of the rental income from the property.

Rental Expenses

This part discusses expenses of renting property that you ordinarily can deduct from your rental income. It includes information on the expenses you can deduct if you rent part of your property, or if you change your property to rental use. Depreciation, which you can also deduct from your rental income, is discussed later.

When to deduct. You generally deduct your rental expenses in the year you pay them.

Vacant rental property. If you hold property for rental purposes, you may be able to deduct your ordinary and necessary expenses (including depreciation) for managing, conserving, or maintaining the property while the property is vacant. However, you cannot deduct any loss of rental income for the period the property is vacant.

Pre-rental expenses. You can deduct your ordinary and necessary expenses for managing, conserving, or maintaining rental property from the time you make it available for rent.

Depreciation. You can begin to depreciate rental property when it is ready and available for rent. See *Placed-in-Service Date* under *Depreciation*, in Publication 527.

Expenses for rental property sold. If you sell property you held for rental purposes, you can deduct the ordinary and necessary expenses for managing, conserving, or maintaining the property until it is sold.

Personal use of rental property. If you sometimes use your rental property for personal purposes, you must divide your expenses between rental and personal use. Also, your rental expense deductions may be limited. See *Personal Use of Dwelling Unit (Including Vacation Home)*, later.

Part interest. If you own a part interest in rental property, you can deduct your part of the expenses that you paid.

Uncollected rent. If you are a cash basis taxpayer, you do not report uncollected rent. Because you do not include it in your income, you cannot deduct it.

If you use an accrual method, you report income when you earn it. If you are unable to collect the rent, you may be able to deduct it as a business bad debt. See chapter 11 of Publication 535 for more information about business bad debts.

Repairs and Improvements

You can deduct the cost of repairs to your rental property. You cannot deduct the cost of improvements. You recover the cost of improvements by taking depreciation (explained later).



Separate the costs of repairs and improvements, and keep accurate records. You will need to know the cost of improvements when you sell or depreciate your property.

Repairs. A repair keeps your property in good operating condition. It does not materially add to the value of your property or substantially prolong its life. Repainting your property inside or

out, fixing gutters or floors, fixing leaks, plastering, and replacing broken windows are examples of repairs.

If you make repairs as part of an extensive remodeling or restoration of your property, the whole job is an improvement.

Improvements. An improvement adds to the value of property, prolongs its useful life, or adapts it to new uses. Improvements include the following items.

- Putting a recreation room in an unfinished basement.
- Paneling a den.
- Adding a bathroom or bedroom.
- Putting decorative grillwork on a balcony.
- Putting up a fence.
- Putting in new plumbing or wiring.
- Putting in new cabinets.
- Putting on a new roof.
- Paving a driveway.

If you make an improvement to property, the cost of the improvement must be capitalized. The capitalized cost can generally be depreciated as if the improvement were separate property.

Other Expenses

Other expenses you can deduct from your rental income include advertising, cleaning and maintenance, utilities, fire and liability insurance, taxes, interest, commissions for the collection of rent, ordinary and necessary travel and transportation, and other expenses, discussed next.

Rental payments for property. You can deduct the rent you pay for property that you use for rental purposes. If you buy a leasehold for rental purposes, you can deduct an equal part of the cost each year over the term of the lease.

Rental of equipment. You can deduct the rent you pay for equipment that you use for rental purposes. However, in some cases, lease contracts are actually purchase contracts. If so, you cannot deduct these payments. You can recover the cost of purchased equipment through depreciation.

Insurance premiums paid in advance. If you pay an insurance premium for more than one year in advance, each year you can deduct the part of the premium payment that will apply to that year. You cannot deduct the total premium in the year you pay it.

Local benefit taxes. Generally, you cannot deduct charges for local benefits that increase the value of your property, such as charges for putting in streets, sidewalks, or water and sewer systems. These charges are nondepreciable capital expenditures. You must add them to the basis of your property. You can deduct local benefit taxes if they are for maintaining, repairing, or paying interest charges for the benefits.

Travel expenses. You can deduct the ordinary and necessary expenses of traveling away from home if the primary purpose of the trip was to collect rental income or to manage, conserve, or maintain your rental property. You must prop-

erly allocate your expenses between rental and nonrental activities. You cannot deduct the cost of traveling away from home if the primary purpose of the trip was the improvement of your property. You recover the cost of improvements by taking depreciation. For information on travel expenses, see chapter 26.



To deduct travel expenses, you must keep records that follow the rules in chapter 26.

Local transportation expenses. You can deduct your ordinary and necessary local transportation expenses if you incur them to collect rental income or to manage, conserve, or maintain your rental property.

Generally, if you use your personal car, pickup truck, or light van for rental activities, you can deduct the expenses using one of two methods: actual expenses or the standard mileage rate. For 2005, the standard mileage rate for all business miles driven before September 1 is 40½ cents a mile. The rate is 48½ cents a mile for all business miles driven after August 31. For more information, see chapter 26.



To deduct car expenses under either method, you must keep records that follow the rules in chapter 26. In addition, you must complete Form 4562, Part V, and attach it to your tax return.

Tax return preparation. You can deduct, as a rental expense, the part of the tax return preparation fees you paid to prepare Schedule E (Form 1040), Part I. For example, on your 2005 Schedule E, you can deduct fees paid in 2005 to prepare your 2004 Schedule E, Part I. You can also deduct, as a rental expense, any expense (other than federal taxes and penalties) you paid to resolve a tax underpayment related to your rental activities.

Not Rented for Profit

If you do not rent your property to make a profit, you can deduct your rental expenses only up to the amount of your rental income. You cannot carry forward to the next year any rental expenses that are more than your rental income for the year. For more information about the rules for an activity not engaged in for profit, see chapter 1 of Publication 535.

Where to report. Report your not-for-profit rental income on Form 1040, line 21. You can include your mortgage interest (if you use the property as your main home or second home), real estate taxes, and casualty losses on the appropriate lines of Form 1040, Schedule A, Itemized Deductions, if you itemize your deductions.

Claim your other rental expenses, subject to the rules explained in chapter 1 of Publication 535, as miscellaneous itemized deductions on Form 1040, Schedule A, line 22. You can deduct these expenses only if they, together with certain other miscellaneous itemized deductions, total more than 2% of your adjusted gross income.

Property Changed to Rental Use

If you change your home or other property, (or a part of it), to rental use at any time other than at the beginning of your tax year, you must divide yearly expenses, such as taxes and insurance, between rental use and personal use.

You can deduct as rental expenses only the part of the expense that is for the part of the year the property was used or held for rental purposes.

For depreciation purposes, treat the property as being placed in service on the conversion date.

You cannot deduct depreciation or insurance for the part of the year the property was held for personal use. However, you can include the home mortgage interest and real estate tax expenses for the part of the year the property was held for personal use as an itemized deduction on Schedule A (Form 1040).

Example. Your tax year is the calendar year. You moved from your home in May and started renting it on June 1. You can deduct as rental expenses seven-twelfths of your yearly expenses, such as taxes and insurance.

Starting with June, you can deduct as rental expenses the amounts you pay for items generally billed monthly, such as utilities.

Renting Part of Property

If you rent part of your property, you must divide certain expenses between the part of the property used for rental purposes and the part of the property used for personal purposes, as though you actually had two separate pieces of property.

You can deduct the expenses related to the part of the property used for rental purposes, such as home mortgage interest and real estate taxes, as rental expenses on Schedule E (Form 1040). You can also deduct as a rental expense a part of other expenses that normally are non-deductible personal expenses, such as expenses for electricity or painting the outside of your house.

You can deduct the expenses for the part of the property used for personal purposes, subject to certain limitations, only if you itemize your deductions on Schedule A (Form 1040).

You cannot deduct any part of the cost of the first phone line even if your tenants have unlimited use of it.

You do not have to divide the expenses that belong only to the rental part of your property. For example, if you paint a room that you rent, or if you pay premiums for liability insurance in connection with renting a room in your home, your entire cost is a rental expense. If you install a second phone line strictly for your tenants' use, all of the cost of the second line is deductible as a rental expense. You can deduct depreciation, discussed later, on the part of the property used for rental purposes as well as on

the furniture and equipment you use for rental purposes.

How to divide expenses. If an expense is for both rental use and personal use, such as mortgage interest or heat for the entire house, you must divide the expense between the rental use and the personal use. You can use any reasonable method for dividing the expense. It may be reasonable to divide the cost of some items (for example, water) based on the number of people using them. However, the two most common methods for dividing an expense are one based on the number of rooms in your home and one based on the square footage of your home.

Personal Use of Dwelling Unit (Including Vacation Home)

If you have any personal use of a dwelling unit (including a vacation home) that you rent, you must divide your expenses between rental use and personal use. See *Figuring Days of Personal Use* and *How To Divide Expenses*, later.

If you used your dwelling unit for personal purposes, it may be considered a “dwelling unit used as a home.” If it is, you cannot deduct rental expenses that are more than your rental income for the unit. See *Dwelling Unit Used as Home* and *How To Figure Rental Income and Deductions*, later. If your dwelling unit is not considered a dwelling unit used as a home, you can deduct rental expenses that are more than rental income for the unit subject to certain limits. See *Limits on Rental Losses*, later.

Exception for minimal rental use. If you use the dwelling unit as a home and you rent it fewer than 15 days during the year, do not include any of the rent in your income and do not deduct any of the rental expenses. To determine if you use a dwelling unit as a home, see *Dwelling Unit Used as Home*, later.

Dwelling unit. A dwelling unit includes a house, apartment, condominium, mobile home, boat, vacation home, or similar property. A dwelling unit has basic living accommodations, such as sleeping space, a toilet, and cooking facilities. A dwelling unit does not include property used solely as a hotel, motel, inn, or similar establishment.

Property is used solely as a hotel, motel, inn, or similar establishment if it is regularly available for occupancy by paying customers and is not used by an owner as a home during the year.

Example. You rent a room in your home that is always available for short-term occupancy by paying customers. You do not use the room yourself, and you allow only paying customers to use the room. The room is used solely as a hotel, motel, inn, or similar establishment and is not a dwelling unit.

Dwelling Unit Used as Home

The tax treatment of rental income and expenses for a dwelling unit that you also use for personal purposes depends on whether you use it as a home. (See *How To Figure Rental Income and Deductions*, later.)

You use a dwelling unit as a home during the tax year if you use it for personal purposes more than the greater of:

1. 14 days, or
2. 10% of the total days it is rented to others at a fair rental price.

See *Figuring Days of Personal Use*, later.

If a dwelling unit is used for personal purposes on a day it is rented at a fair rental price, do not count that day as a day of rental use in applying (2) above. Instead, count it as a day of personal use in applying both (1) and (2) above. This rule does not apply when dividing expenses between rental and personal use.

Fair rental price. A fair rental price for your property generally is the amount of rent that a person who is not related to you would be willing to pay. The rent you charge is not a fair rental price if it is substantially less than the rents charged for other properties that are similar to your property.

Examples

The following examples show how to determine whether you used your rental property as a home.

Example 1. You converted the basement of your home into an apartment with a bedroom, a bathroom, and a small kitchen. You rented the basement apartment at a fair rental price to college students during the regular school year. You rented to them on a 9-month lease (273 days). You figured 10% of the total days rented to others at a fair rental price is 27 days.

During June (30 days), your brother stayed with you and lived in the basement apartment rent free.

Your basement apartment was used as a home because you used it for personal purposes for 30 days. Rent-free use by your brother is considered personal use. Your personal use (30 days) is more than the greater of 14 days or 10% of the total days it was rented (27 days).

Example 2. You rented the guest bedroom in your home at a fair rental price during the local college's homecoming, commencement, and football weekends (a total of 27 days). Your sister-in-law stayed in the room, rent free, for the last 3 weeks (21 days) in July. You figured 10% of the total days rented to others at a fair rental price is 3 days.

The room was used as a home because you used it for personal purposes for 21 days. That is more than the greater of 14 days or 10% of the 27 days it was rented (3 days).

Example 3. You own a condominium apartment in a resort area. You rented it at a fair rental price for a total of 170 days during the year. For 12 of those days, the tenant was not able to use

the apartment and allowed you to use it even though you did not refund any of the rent. Your family actually used the apartment for 10 of those days. Therefore, the apartment is treated as having been rented for 160 (170 – 10) days. You figure 10% of the total days rented to others at a fair rental price is 16 days. Your family also used the apartment for 7 other days during the year.

You used the apartment as a home because you used it for personal purposes for 17 days. That is more than the greater of 14 days or 10% of the 160 days it was rented (16 days).

Use As Main Home Before or After Renting

For purposes of determining whether a dwelling unit was used as a home, you may not have to count days you used the property as your main home before or after renting it or offering it for rent as days of personal use. Do not count them as days of personal use if:

- You rented or tried to rent the property for 12 or more consecutive months.
- You rented or tried to rent the property for a period of less than 12 consecutive months and the period ended because you sold or exchanged the property.

This special rule does not apply when dividing expenses between rental and personal use.

Figuring Days of Personal Use

A day of personal use of a dwelling unit is any day that the unit is used by any of the following persons.

1. You or any other person who has an interest in it, unless you rent it to another owner as his or her main home under a shared equity financing agreement (defined later). However, see *Use as Main Home Before or After Renting under Dwelling Unit Used As Home*, earlier.
2. A member of your family or a member of the family of any other person who has an interest in it, unless the family member uses the dwelling unit as his or her main home and pays a fair rental price. Family includes only brothers and sisters, half-brothers and half-sisters, spouses, ancestors (parents, grandparents, etc.) and lineal descendants (children, grandchildren, etc.).
3. Anyone under an arrangement that lets you use some other dwelling unit.
4. Anyone at less than a fair rental price.

Main home. If the other person or member of the family in (1) or (2) above has more than one home, his or her main home is ordinarily the one he or she lived in most of the time.

Shared equity financing agreement. This is an agreement under which two or more persons acquire undivided interests for more than 50 years in an entire dwelling unit, including the land, and one or more of the co-owners is entitled to occupy the unit as his or her main home

Worksheet 9-1. Worksheet for Figuring the Limit on Rental Deductions for a Dwelling unit Used as a Home

Use this worksheet only if you answer "yes" to all the following questions.

- Did you use the dwelling unit as a home this year? (See *Dwelling Unit Used as Home*.)
- Did you rent the dwelling unit 15 days or more this year?
- Is the total of your rental expenses and depreciation more than your rental income?

1.	Enter rents received	_____
2a.	Enter the rental portion of deductible home mortgage interest (see instructions)	_____
b.	Enter the rental portion of real estate taxes	_____
c.	Enter the rental portion of deduction casualty and theft losses (see instructions)	_____
d.	Enter direct rental expenses (see instructions)	_____
e.	Fully deductible rental expenses. Add lines 2a–2d	_____
3.	Subtract line 2e from line 1. If zero or less, enter zero	_____
4a.	Enter the rental portion of expenses directly related to operating or maintaining the dwelling unit (such as repairs, insurance, and utilities)	_____
b.	Enter the rental portion of excess mortgage interest (see instructions)	_____
c.	Add lines 4a and 4b	_____
d.	Allowable expenses. Enter the smaller of line 3 or line 4c	_____
5.	Subtract line 4d from line 3. If zero or less, enter zero	_____
6a.	Enter the rental portion of excess casualty and theft losses (see instructions)	_____
b.	Enter the rental portion of depreciation of the dwelling unit	_____
c.	Add lines 6a and 6b	_____
d.	Allowable excess casualty and theft losses and depreciation. Enter the smaller of line 5 or line 6c	_____
7a.	Operating expenses to be carried over to next year. Subtract line 4d from line 4c	_____
b.	Excess casualty and theft losses and depreciation to be carried over to next year. Subtract line 6d from line 6c	_____

Enter the amounts on lines 2e, 4d, and 6d on the appropriate lines of Schedule E (Form 1040), Part I.

Worksheet Instructions

Follow these instructions for the worksheet above. If you were unable to deduct all your expenses last year, because of the rental income limit, add these unused amounts to your expenses for this year.

Line 2a. Figure the mortgage interest on the dwelling unit that you could deduct on Schedule A (Form 1040) if you had not rented the unit. Do not include interest on a loan that did not benefit the dwelling unit. For example, do not include interest on a home equity loan used to pay off credit cards or other personal loans, buy a car, or pay college tuition. Include interest on a loan used to buy, build, or improve the dwelling unit, or to refinance such a loan. Enter the rental portion of this interest on line 2a of the worksheet.

Line 2c. Figure the casualty and theft losses related to the dwelling unit that you could deduct on Schedule A (Form 1040) if you had not rented the dwelling unit. To do this, complete Form 4684, Casualties and Thefts, Section A, treating the losses as personal losses. On Form 4684, line 19, enter 10% of your adjusted gross in-

come figured without your rental income and expenses from the dwelling unit. If your loss occurred after August 24, 2005, and was the result of Hurricane Katrina, enter zero on line 19. Enter the rental portion of the result from Form 4684, line 18, on line 2c of this worksheet.

Note. Do not file this Form 4684 or use it to figure your personal losses on Schedule A. Instead, figure the personal portion on a separate Form 4684.

Line 2d. Enter the total of your rental expenses that are directly related only to the rental activity. These include interest on loans used for rental activities other than to buy, build, or improve the dwelling unit. Also include rental agency fees, advertising, office supplies, and depreciation on office equipment used in your rental activity.

Line 4b. On line 2a, you entered the rental portion of the mortgage interest you could deduct on Schedule A if you had not rented the dwelling unit. Enter on line 4b of this worksheet the rental portion of the mortgage interest you could not deduct on Schedule A because it is more than the limit on home mortgage interest.

Do not include interest on a loan that did not benefit the dwelling unit (as explained in the line 2a instructions).

Line 6a. To find the rental portion of excess casualty and theft losses, use the Form 4684 you prepared for line 2c of this worksheet.

- A.** Enter the amount from Form 4684, line 10 _____
- B.** Enter the rental portion of A _____
- C.** Enter the amount from line 2c of this worksheet _____
- D.** Subtract C from B. Enter the result here and on line 6a of this worksheet _____

Allocating the limited deduction. If you cannot deduct all of the amount on line 4c or 6c this year, you can allocate the allowable deduction in any way you wish among the expenses included on line 4c or 6c. Enter the amount you allocate to each expense on the appropriate line of Schedule E, Part I.

upon payment of rent to the other co-owner or owners.

Donation of use of property. You use a dwelling unit for personal purposes if:

- You donate the use of the unit to a charitable organization,
- The organization sells the use of the unit at a fund-raising event, and
- The "purchaser" uses the unit.

Examples

The following examples show how to determine days of personal use.

Example 1. You and your neighbor are co-owners of a condominium at the beach. You rent the unit to vacationers whenever possible. The unit is not used as a main home by anyone. Your neighbor uses the unit for 2 weeks every year.

Because your neighbor has an interest in the unit, both of you are considered to have used the unit for personal purposes during those 2 weeks.

Example 2. You and your neighbors are co-owners of a house under a shared equity financing agreement. Your neighbors live in the house and pay you a fair rental price.

Even though your neighbors have an interest in the house, the days your neighbors live there

are not counted as days of personal use by you. This is because your neighbors rent the house as their main home under a shared equity financing agreement.

Example 3. You own a rental property that you rent to your son. Your son has no interest in this property. He uses it as his main home. He pays you a fair rental price for the property.

Your son's use of the property is not personal use by you because your son is using it as his main home, he has no interest in the property, and he is paying you a fair rental price.

Example 4. You rent your beach house to Joshua. Joshua rents his house in the mountains to you. You each pay a fair rental price.

You are using your house for personal purposes on the days that Joshua uses it because your house is used by Joshua under an arrangement that allows you to use his house.

Days Used for Repairs and Maintenance

Any day that you spend working substantially full time repairing and maintaining (not improving) your property is not counted as a day of personal use. Do not count such a day as a day of personal use even if family members use the property for recreational purposes on the same day.

How To Divide Expenses

If you use a dwelling unit for both rental and personal purposes, divide your expenses between the rental use and the personal use based on the number of days used for each purpose. You can deduct expenses for the rental use of the unit under the rules explained in *How To Figure Rental Income and Deductions*, later.

When dividing your expenses follow these rules.

- Any day that the unit is rented at a fair rental price is a day of rental use even if you used the unit for personal purposes that day. This rule does not apply when determining whether you used the unit as a home.
- Any day that the unit is available for rent but not actually rented is not a day of rental use.

Example. Your beach cottage was available for rent from June 1 through August 31 (92 days). Your family uses the cottage during the last 2 weeks in May (14 days). You were unable to find a renter for the first week in August (7 days). The person who rented the cottage for July allowed you to use it over a weekend (2 days) without any reduction in or refund of rent. The cottage was not used at all before May 17 or after August 31.

You figure the part of the cottage expenses to treat as rental expenses as follows.

1. The cottage was used for rental a total of 85 days (92 – 7). The days it was available for rent but not rented (7 days) are not days of rental use. The July weekend (2 days) you used it is rental use because

you received a fair rental price for the weekend.

2. You used the cottage for personal purposes for 14 days (the last 2 weeks in May).
3. The total use of the cottage was 99 days (14 days personal use + 85 days rental use).
4. Your rental expenses are 85/99 (86%) of the cottage expenses.

When determining whether you used the cottage as a home, the July weekend (2 days) you used it is personal use even though you received a fair rental price for the weekend. Therefore, you had 16 days of personal use and 83 days of rental use for this purpose. Because you used the cottage for personal purposes more than 14 days and more than 10% of the days of rental use (8 days), you used it as a home. If you have a net loss, you may not be able to deduct all of the rental expenses. See *Property Used as a Home* in the following discussion.

How To Figure Rental Income and Deductions

How you figure your rental income and deductions depends on whether you used the dwelling unit as a home (see *Dwelling Unit Used as Home*, earlier) and, if you used it as a home, how many days the property was rented at a fair rental price.

Property Not Used as a Home

If you do not use a dwelling unit as a home, report all the rental income and deduct all the rental expenses. See *How To Report Rental Income and Expenses*, later.

Your deductible rental expenses can be more than your gross rental income. However, see *Limits on Rental Losses*, later.

Property Used as a Home

If you use a dwelling unit as a home during the year (see *Dwelling Unit Used as Home*, earlier), how you figure your rental income and deductions depends on how many days the unit was rented at a fair rental price.

Rented fewer than 15 days. If you use a dwelling unit as a home and you rent it fewer than 15 days during the year, do not include any rental income in your income. Also, you cannot deduct any expenses as rental expenses.

Rented 15 days or more. If you use a dwelling unit as a home and rent it 15 days or more during the year, you include all your rental income in your income. See *How To Report Rental Income and Expenses*, later. If you had a net profit from the rental property for the year (that is, if your rental income is more than the total of your rental expenses, including depreciation), deduct all of your rental expenses. However, if you had a net loss, your deduction for certain rental expenses is limited.

Use Worksheet 9-1 to figure your deductible expenses.

Depreciation

You recover your cost in income producing property through yearly tax deductions. You do this by depreciating the property; that is, by deducting some of the cost on your tax return each year.

Three basic factors determine how much depreciation you can deduct. They are: (1) your basis in the property, (2) the recovery period for the property, and (3) the depreciation method used. You cannot simply deduct your mortgage or principal payments, or the cost of furniture, fixtures and equipment, as an expense.

You can deduct depreciation only on the part of your property used for rental purposes. Depreciation reduces your basis for figuring gain or loss on a later sale or exchange.

You may have to use Form 4562 to figure and report your depreciation. See *How To Report Rental Income and Expenses*, later.

Claiming the correct amount of depreciation.

You should claim the correct amount of depreciation each tax year. Even if you did not claim depreciation that you were entitled to deduct, you must still reduce your basis in the property by the full amount of depreciation that you could have deducted. If you did not deduct the correct amount of depreciation for property in any year, you may be able to make a correction for that year by filing Form 1040X, Amended U.S. Individual Income Tax Return. If you are not allowed to make the correction on an amended return, you can change your accounting method to claim the correct amount of depreciation. See *Claiming the correct amount of depreciation* in Publication 527 for more information.

Changing your accounting method to deduct unclaimed depreciation. To change your accounting method, you must file Form 3115, Application for Change in Accounting Method, to get the consent of the IRS. In some instances, that consent is automatic. For more information, see chapter 1 of Publication 946.

Land. You can never depreciate the cost of land because land does not wear out, become obsolete, or get used up. The costs of clearing, grading, planting, and landscaping are usually all part of the cost of land and cannot be depreciated.

More information. See Publication 527 for more information about depreciating rental property and see Publication 946, *How To Depreciate Property*, for more information about depreciation.

Other Rules About Depreciable Property

In addition to the rules about what methods you can use, there are other rules you should be aware of with respect to depreciable property.

Gain from disposition. If you dispose of depreciable property at a gain, you may have to report, as ordinary income, all or part of the gain. See Publication 544, *Sales and Other Dispositions of Assets*.

Alternative minimum tax. If you use accelerated depreciation, you may have to file Form

6251. Accelerated depreciation can be determined under MACRS, ACRS, and any other method that allows you to deduct more depreciation than you could deduct using a straight line method.

Limits on Rental Losses

Rental real estate activities are generally considered passive activities, and the amount of loss you can deduct is limited. Generally, you cannot deduct losses from rental real estate activities unless you have income from other passive activities. However, you may be able to deduct rental losses without regard to whether you have income from other passive activities if you “materially” or “actively” participated in your rental activity. See *Passive Activity Limits*, later.

Losses from passive activities are first subject to the at-risk rules. At-risk rules limit the amount of deductible losses from holding most real property placed in service after 1986.

Exception. If your rental losses are less than \$25,000 and you actively participated in the rental activity, the passive activity limits probably do not apply to you. See *Losses From Rental Real Estate Activities*, later.

Property used as a home. If you used the rental property as a home during the year, the passive activity rules do not apply to that home. Instead, you must follow the rules explained earlier under *Personal Use of Dwelling Unit (Including Vacation Home)*.

At-Risk Rules

The at-risk rules place a limit on the amount you can deduct as losses from activities often described as tax shelters. Losses from holding real property (other than mineral property) placed in service before 1987 are not subject to the at-risk rules.

Generally, any loss from an activity subject to the at-risk rules is allowed only to the extent of the total amount you have at risk in the activity at the end of the tax year. You are considered at risk in an activity to the extent of cash and the adjusted basis of other property you contributed to the activity and certain amounts borrowed for use in the activity. See Publication 925 for more information.

Passive Activity Limits

In general, all rental activities (except those meeting the exception for real estate professionals, later) are passive activities. For this purpose, a rental activity is an activity from which you receive income mainly for the use of tangible property, rather than for services.

Limits on passive activity deductions and credits. Deductions for losses from passive activities are limited. You generally cannot offset income, other than passive income, with losses from passive activities. Nor can you offset taxes on income, other than passive income, with

credits resulting from passive activities. Any excess loss or credit is carried forward to the next tax year.

For a detailed discussion of these rules, see Publication 925.

You may have to complete Form 8582 to figure the amount of any passive activity loss for the current tax year for all activities and the amount of the passive activity loss allowed on your tax return.

Exception for real estate professionals. Rental activities in which you materially participated during the year are not passive activities if, for that year, you were a real estate professional. For a detailed discussion of the requirements, see Publication 527. For a detailed discussion of material participation, see Publication 925.

Losses From Rental Real Estate Activities

If you or your spouse actively participated in a passive rental real estate activity, you can deduct up to \$25,000 of loss from the activity from your nonpassive income. This special allowance is an exception to the general rule disallowing losses in excess of income from passive activities. Similarly, you can offset credits from the activity against the tax on up to \$25,000 of nonpassive income after taking into account any losses allowed under this exception.

If you are married, filing a separate return, and lived apart from your spouse for the entire tax year, your special allowance cannot be more than \$12,500. If you lived with your spouse at any time during the year and are filing a separate return, you cannot use the special allowance to reduce your nonpassive income or tax on nonpassive income.

The maximum amount of the special allowance is reduced if your modified adjusted gross income is more than \$100,000 (\$50,000 if married filing separately).

Active participation. You actively participated in a rental real estate activity if you (and your spouse) owned at least 10% of the rental property and you made management decisions in a significant and *bona fide* sense. Management decisions include approving new tenants, deciding on rental terms, approving expenditures, and similar decisions.

More information. See Publication 925 for more information on the passive loss limits, including information on the treatment of unused disallowed passive losses and credits and the treatment of gains and losses realized on the disposition of a passive activity.

How To Report Rental Income and Expenses

If you rent buildings, rooms, or apartments, and provide only heat and light, trash collection, etc.,

you normally report your rental income and expenses on Form 1040, Schedule E, Part I. However, do not use that schedule to report a not-for-profit activity. See *Not Rented for Profit*, earlier.

If you provide significant services that are primarily for your tenant's convenience, such as regular cleaning, changing linen, or maid service, you report your rental income and expenses on Schedule C (Form 1040), Profit or Loss From Business or Schedule C-EZ, Net Profit From Business (Sole Proprietorship). Significant services do not include the furnishing of heat and light, cleaning of public areas, trash collection, etc. For information, see Publication 334, Tax Guide for Small Business (For Individuals Who Use Schedule C or C-EZ). You also may have to pay self-employment tax on your rental income.

Form 1098. If you paid \$600 or more of mortgage interest on your rental property to any one person, you should receive a Form 1098, Mortgage Interest Statement, or similar statement showing the interest you paid for the year. If you and at least one other person (other than your spouse if you file a joint return) were liable for, and paid interest on the mortgage, and the other person received the Form 1098, report your share of the interest on Form 1040, Schedule E, line 13. Attach a statement to your return showing the name and address of the other person. In the left margin of Schedule E (Form 1040), next to line 13, enter “See attached.”

Schedule E (Form 1040)

Use Form 1040, Schedule E, Part I, to report your rental income and expenses. List your total income, expenses, and depreciation for each rental property. Be sure to answer the question on line 2.

If you have more than three rental or royalty properties, complete and attach as many Schedules E as are needed to list the properties. Complete lines 1 and 2 for each property. However, fill in the “Totals” column on only one Schedule E. The figures in the “Totals” column on that Schedule E should be the combined totals of all Schedules E.

Schedule E, page 2, is used to report income or loss from partnerships, S corporations, estates, trusts, and real estate mortgage investment conduits. If you need to use Schedule E, page 2, use page 2 of the same Schedule E you used to enter the combined totals in Part I.

On Schedule E, page 1, line 20, enter the depreciation you are claiming. You must complete and attach Form 4562 for rental activities only if you are claiming:

- Depreciation on property placed in service during 2005,
- Depreciation on listed property (such as a car), regardless of when it was placed in service, or
- Any car expenses reported on a form other than Schedule C or C-EZ (Form 1040) or Form 2106 or Form 2106-EZ.

Otherwise, figure your depreciation on your own worksheet. You do not have to attach these computations to your return.

10.

Retirement Plans, Pensions, and Annuities

What's New

Katrina Emergency Tax Relief Act of 2005.

This Act provides tax relief for persons affected by Hurricane Katrina. Under the Act, you may qualify for tax-favored withdrawals, recontributions, and loans. See Publication 4492.

Introduction

This chapter discusses the tax treatment of distributions you receive from:

- An employee pension or annuity from a qualified plan,
- A disability retirement, and
- A purchased commercial annuity.

What is not covered in this chapter. The following topics are not discussed in this chapter.

The General Rule. This is the method generally used to determine the tax treatment of pension and annuity income from nonqualified plans (including commercial annuities). For a qualified plan, you generally cannot use the General Rule unless your annuity starting date is before November 19, 1996. For more information about the General Rule, see Publication 939.

Civil service retirement benefits. If you are retired from the federal government (either regular or disability retirement), see Publication 721, Tax Guide to U.S. Civil Service Retirement Benefits. Publication 721 also covers the information that you need if you are the survivor or beneficiary of a federal employee or retiree who died.

Individual retirement arrangements (IRAs). Information on the tax treatment of amounts you receive from an IRA is in chapter 17.

Useful Items

You may want to see:

Publication

- **575** Pension and Annuity Income
- **721** Tax Guide to U.S. Civil Service Retirement Benefits
- **939** General Rule for Pensions and Annuities

Form (and Instructions)

- **W-4P** Withholding Certificate for Pension or Annuity Payments
- **1099-R** Distributions From Pensions, Annuities, Retirement or Profit-Sharing Plans, IRAs, Insurance Contracts, etc.
- **4972** Tax on Lump-Sum Distributions
- **5329** Additional Taxes on Qualified Plans (Including IRAs) and Other Tax-Favored Accounts

General Information

Disability Pensions. If you retired on disability, you generally must include in income any disability pension you receive under a plan that is paid for by your employer. You must report your taxable disability payments as wages on line 7 of Form 1040 or Form 1040A until you reach minimum retirement age. Minimum retirement age generally is the age at which you can first receive a pension or annuity if you are not disabled.



You may be entitled to a tax credit if you were permanently and totally disabled when you retired. For information on this credit, see chapter 33.

Beginning on the day after you reach minimum retirement age, payments you receive are taxable as a pension or annuity. Report the payments on Form 1040, lines 16a and 16b or on Form 1040A, lines 12a and 12b.



Disability payments for injuries incurred as a direct result of a terrorist attack directed against the United States (or its allies) are not included in income. For more information about payments to survivors of terrorist attacks, see Publication 3920, Tax Relief for Victims of Terrorist Attacks.

For more information on how to report disability pensions, including military and certain government disability pensions, see chapter 5.

More than one program. If you receive benefits from more than one program under a single trust or plan of your employer, such as a pension plan and a profit-sharing plan, you may have to figure the taxable part of each separately. Your former employer or the plan administrator should be able to tell you if you have more than one pension or annuity contract.

Railroad retirement benefits. Part of the railroad retirement benefits you receive is treated for tax purposes like social security benefits, and part is treated like an employee pension. For information about railroad retirement benefits treated as social security benefits, see Publication 915, Social Security and Equivalent Railroad Retirement Benefits. For information about railroad retirement benefits treated as an employee pension, see *Railroad Retirement* in Publication 575.

Credit for the elderly or the disabled. If you receive a pension or annuity, you may be able to take the credit for the elderly or the disabled. See chapter 33.

Withholding and estimated tax. The payer of your pension, profit-sharing, stock bonus, annuity, or deferred compensation plan will withhold income tax on the taxable parts of amounts paid to you. You can choose not to have tax withheld unless they are eligible rollover distributions. See *Eligible rollover distributions under Rollovers*, later. You make this choice by filing Form W-4P.

For payments other than eligible rollover distributions, you can tell the payer how to withhold by filing Form W-4P. If you receive an eligible rollover distribution, 20% will generally be withheld. There is no withholding on a direct rollover of an eligible rollover distribution. See *Direct rollover option under Rollovers*, later. If you choose not to have tax withheld or you do not have enough tax withheld, you may have to pay estimated tax.

For more information, see *Pensions and Annuities* under *Withholding* in chapter 4.

Loans. If you borrow money from your qualified pension or annuity plan, tax-sheltered annuity program, government plan, or contract purchased under any of these plans, you may have to treat the loan as a nonperiodic distribution unless certain exceptions apply. This means that you must include in income all or part of the amount borrowed. Even if you do not have to treat the loan as a nonperiodic distribution, you may not be able to deduct the interest on the loan in some situations. For details, see *Loans Treated as Distributions* in Publication 575. For information on the deductibility of interest, see chapter 23.

Qualified plans for self-employed individuals. Qualified plans set up by self-employed individuals are sometimes called Keogh or H.R. 10 plans. Qualified plans can be set up by sole proprietors, partnerships (but not a partner), and corporations. They can cover self-employed persons, such as the sole proprietor or partners, as well as regular (common-law) employees.

Distributions from a qualified plan are usually fully taxable because most recipients have no cost basis. If you have an investment (cost) in the plan, however, your pension or annuity payments from a qualified plan are taxed under the Simplified Method. For more information about qualified plans, see Publication 560, Retirement Plans for Small Business.

Section 457 deferred compensation plans.

If you work for a state or local government or for a tax-exempt organization, you may be able to participate in a section 457 deferred compensation plan. If your plan is an eligible plan, you are not taxed currently on pay that is deferred under the plan or on any earnings from the plan's investment of the deferred pay. You are taxed on amounts deferred in an eligible state or local government plan only when they are distributed from the plan. You are taxed on amounts deferred in an eligible tax-exempt organization plan when they are distributed or otherwise made available to you.

This chapter covers the tax treatment of benefits under eligible section 457 plans, but it does not cover the treatment of deferrals. For information on deferrals under section 457 plans, see *Retirement Plan Contributions under Employee Compensation* in Publication 525.

For general information on these deferred compensation plans, see *Section 457 Deferred Compensation Plans* in Publication 575.

Purchased Annuities. If you receive pension or annuity payments from a privately purchased annuity contract from a commercial organization, such as an insurance company, you generally must use the General Rule to figure the tax-free part of each annuity payment. For more information about the General Rule, get Publication 939. Also, see *Variable Annuities* in Publication 575 for the special provisions that apply to these annuity contracts.

Tax-free exchange. You do not recognize gain or loss on an exchange of an annuity contract for another annuity contract if the insured or annuitant remains the same. However, if an annuity contract is exchanged for a life insurance or endowment contract, any gain due to interest accumulated on the contract is ordinary income. See *Transfers of Annuity Contracts* in Publication 575 for more information about exchanges of annuity contracts.

How To Report

If you file Form 1040, report your total annuity on line 16a and the taxable part on line 16b. If your pension or annuity is fully taxable, enter it on line 16b; do not make an entry on line 16a.

If you file Form 1040A, report your total annuity on line 12a and the taxable part on line 12b. If your pension or annuity is fully taxable, enter it on line 12b; do not make an entry on line 12a.

More than one annuity. If you receive more than one annuity and at least one of them is not fully taxable, enter the total amount received from all annuities on Form 1040, line 16a or Form 1040A, line 12a, and enter the taxable part on Form 1040, line 16b, or Form 1040A, line 12b. If all the annuities you receive are fully taxable, enter the total of all of them on Form 1040, line 16b, or Form 1040A, line 12b.

Joint return. If you file a joint return and you and your spouse each receive one or more pensions or annuities, report the total of the pensions and annuities on Form 1040, line 16a, or Form 1040A, line 12a, and report the taxable part on Form 1040, line 16b, or Form 1040A, line 12b.

Cost (Investment in the Contract)

Before you can figure how much, if any, of a distribution from your pension or annuity plan is taxable, you must determine your cost (your investment in the contract) in the pension or annuity. Your total cost in the plan includes everything that you paid. It also includes amounts your employer paid that were taxable to you when paid. Cost does not include any amounts you deducted or excluded from income.

From this total cost, subtract any refunds of premiums, rebates, dividends, unrepaid loans, or other tax-free amounts you received by the later of the annuity starting date or the date on which you received your first payment.

Your annuity starting date is the later of the first day of the first period for which you received a payment, or the date the plan's obligations became fixed.

Foreign employment contributions. If you worked in a foreign country and contributions were made to your retirement plan, special rules apply in determining your cost. See Publication 575.

Taxation of Periodic Payments

Fully taxable payments. Generally, if you did not pay any part of the cost of your employee pension or annuity and your employer did not withhold part of the cost from your pay while you worked, the amounts you receive each year are fully taxable. You must report them on your income tax return.

Partly taxable payments. If you paid part of the cost of your annuity, you are not taxed on the part of the annuity you receive that represents a return of your cost. The rest of the amount you receive is taxable. Your annuity starting date determines which method you must or may use.

If you contributed to your pension or annuity plan, you figure the tax-free and the taxable parts of your annuity payments under either the Simplified Method or the General Rule. If your annuity starting date is after November 18, 1996, and your payments are from a qualified plan, you must use the Simplified Method. Generally, you must use the General Rule only for nonqualified plans.

If your annuity is paid under a qualified plan and your annuity starting date is after July 1, 1986 and before November 19, 1996, you could have chosen to use either the General Rule or the Simplified Method.

Simplified Method

Under the Simplified Method, you figure the tax-free part of each annuity payment by dividing your cost by the total number of anticipated monthly payments. For an annuity that is payable for the lives of the annuitants, this number is based on the annuitants' ages on the annuity starting date and is determined from a table. For any other annuity, this number is the number of monthly annuity payments under the contract.

Who must use the Simplified Method. You must use the Simplified Method if your annuity starting date is after November 18, 1996, and you receive pension or annuity payments from a qualified plan or annuity, unless you were at least 75 years old and entitled to annuity payments from a qualified plan that are guaranteed for 5 years or more.

Guaranteed payments. Your annuity contract provides guaranteed payments if a minimum number of payments or a minimum amount (for example, the amount of your investment) is payable even if you and any survivor annuitant do not live to receive the minimum. If the minimum amount is less than the total amount of the payments you are to receive, barring death, dur-

ing the first 5 years after payments begin (figured by ignoring any payment increases), you are entitled to less than 5 years of guaranteed payments.

Who must use the General Rule. You must use the General Rule if you receive pension or annuity payments from:

- A nonqualified plan (such as a private annuity, a purchased commercial annuity, or a nonqualified employee plan), or
- A qualified plan if you are age 75 or older on your annuity starting date and your annuity payments are guaranteed for at least 5 years.

Annuity starting before November 19, 1996. If your annuity starting date is after July 1, 1986, and before November 19, 1996, you had to use the General Rule for either circumstance described above. You also had to use it for any fixed-period annuity. If you did not have to use the General Rule, you could have chosen to use it. If your annuity starting date is before July 2, 1986, you had to use the General Rule unless you could use the Three-Year Rule.

If you had to use the General Rule (or chose to use it), you must continue to use it each year that you recover your cost.

Who cannot use the General Rule. You cannot use the General Rule if you receive your pension or annuity from a qualified plan and none of the circumstances described in the preceding discussions apply to you. See *Who must use the Simplified Method*, earlier.

More information. For complete information on using the General Rule, including the actuarial tables you need, see Publication 939.

Exclusion limit. Your annuity starting date determines the total amount that you can exclude from your taxable income over the years.

Exclusion limited to cost. If your annuity starting date is after 1986, the total amount of annuity income that you can exclude over the years as a recovery of the cost cannot exceed your total cost. Any unrecovered cost at your (or the last annuitant's) death is allowed as a miscellaneous itemized deduction on the final return of the decedent. This deduction is not subject to the 2%-of-adjusted-gross-income limit.

Exclusion not limited to cost. If your annuity starting date is before 1987, you can continue to take your monthly exclusion for as long as you receive your annuity. If you chose a joint and survivor annuity, your survivor can continue to take the survivor's exclusion figured as of the annuity starting date. The total exclusion may be more than your cost.

How to use the Simplified Method. Complete the Simplified Method Worksheet in Publication 575 to figure your taxable annuity for 2005. If the annuity is payable only over your life, use your age at the annuity starting date to determine the total number of expected monthly payments for your annuity. For annuity starting dates beginning in 1998, if your annuity is payable over your life and the lives of other individuals, use the combined ages of you and the youngest survivor annuitant at the annuity starting date. However, if your annuity starting date began before January 1, 1998, the total number

of monthly annuity payments expected to be received is based on the primary annuitant's age at the annuity starting date.



Be sure to keep a copy of the completed worksheet; it will help you figure your taxable annuity in later years.

Example. Bill Smith, age 65, began receiving retirement benefits in 2005, under a joint and survivor annuity. Bill's annuity starting date is January 1, 2005. The benefits are to be paid for the joint lives of Bill and his wife Kathy, age 65. Bill had contributed \$31,000 to a qualified plan and had received no distributions before the annuity starting date. Bill is to receive a retirement benefit of \$1,200 a month, and Kathy is to

receive a monthly survivor benefit of \$600 upon Bill's death.

Bill must use the Simplified Method to figure his taxable annuity because his payments are from a qualified plan and he is under age 75. Because his annuity is payable over the lives of more than one annuitant, he uses his and Kathy's combined ages and Table 2 at the bottom of the worksheet in completing line 3 of the worksheet. His completed worksheet is shown in Worksheet 10-A.

Bill's tax-free monthly amount is \$100 (\$31,000 ÷ 310 as shown on line 4 of the worksheet). Upon Bill's death, if Bill has not recovered the full \$31,000 investment, Kathy will also exclude \$100 from her \$600 monthly payment. The full amount of any annuity payments re-

ceived after 310 payments are paid must be included in gross income.

If Bill and Kathy die before 310 payments are made, a miscellaneous itemized deduction will be allowed for the unrecovered cost on the final income tax return of the last to die. This deduction is not subject to the 2%-of-adjusted gross-income limit.



Had Bill's retirement annuity payments been from a nonqualified plan, he would have used the General Rule. He uses the Simplified Method Worksheet because his annuity payments are from a qualified plan.

Worksheet 10-A. Simplified Method Worksheet for Bill Smith

1. Enter the total pension or annuity payments received this year. Also, add this amount to the total for Form 1040, line 16a, or Form 1040A, line 12a	1.	14,400
2. Enter your cost in the plan (contract) at the annuity starting date	2.	31,000
Note: If your annuity starting date was before this year and you completed this worksheet last year, skip line 3 and enter the amount from line 4 of last year's worksheet on line 4 below. Otherwise, go to line 3.		
3. Enter the appropriate number from Table 1 below. But if your annuity starting date was after 1997 and the payments are for your life and that of your beneficiary, enter the appropriate number from Table 2 below	3.	310
4. Divide line 2 by the number on line 3	4.	100
5. Multiply line 4 by the number of months for which this year's payments were made. If your annuity starting date was before 1987 , enter this amount on line 8 below and skip lines 6, 7, 10, and 11. Otherwise, go to line 6	5.	1,200
6. Enter any amounts previously recovered tax free in years after 1986	6.	-0-
7. Subtract line 6 from line 2	7.	31,000
8. Enter the smaller of line 5 or line 7	8.	1,200
9. Taxable amount for year. Subtract line 8 from line 1. Enter the result, but not less than zero. Also, add this amount to the total for Form 1040, line 16b, or Form 1040A, line 12b.	9.	13,200
Note: If your Form 1099-R shows a larger taxable amount, use the amount on line 9 instead.		
10. Add lines 6 and 8	10.	1,200
11. Balance of cost to be recovered. Subtract line 10 from line 2	11.	29,800

TABLE 1 FOR LINE 3 ABOVE
AND your annuity starting date was—

IF the age at annuity starting date was...	before November 19, 1996, enter on line 3...	after November 18, 1996, enter on line 3...
55 or under	300	360
56–60	260	310
61–65	240	260
66–70	170	210
71 or older	120	160

TABLE 2 FOR LINE 3 ABOVE

IF the combined ages at annuity starting date were...	THEN enter on line 3...
110 or under	410
111–120	360
121–130	310
131–140	260
141 or older	210

Taxation of Nonperiodic Payments

Nonperiodic distributions are also known as amounts not received as an annuity. They include all payments other than periodic payments and corrective distributions.

Corrective distributions of excess plan contributions. If the contributions made for you during the year to certain retirement plans exceed certain limits, the excess is taxable to you. To correct an excess, your plan may distribute it to you (along with any income earned on the excess). For information on plan contribution limits and how to report corrective distributions of excess contributions, see *Retirement Plan Contributions* under *Employee Compensation* in Publication 525.

Figuring the taxable amount of nonperiodic payments. How you figure the taxable amount of a nonperiodic distribution depends on whether it is made before the annuity starting date or on or after the annuity starting date. The annuity starting date is either the first day of the first period for which you receive an annuity payment under the contract or the date on which the obligation under the contract becomes fixed, whichever is later. If it is made before the annuity starting date, its tax treatment also depends on whether it is made under a qualified or nonqualified plan and, if it is made under a nonqualified plan, whether it fully discharges the contract or is allocable to an investment you made before August 14, 1982.

If you receive a nonperiodic payment from your annuity contract on or after the annuity starting date, you generally must include all of the payment in gross income.

If you receive a nonperiodic distribution before the annuity starting date from a qualified retirement plan, you generally can allocate only part of it to the cost of the contract. You exclude from your gross income the part that you allocate to the cost. You include the remainder in your gross income.

If you receive a nonperiodic distribution before the annuity starting date from a plan other than a qualified retirement plan, it is generally allocated first to earnings (the taxable part) and then to the cost of the contract (the tax-free part). This allocation rule applies, for example, to a commercial annuity contract you bought directly from the issuer.

For more information, see *Figuring the Taxable Amount*, under *Taxation of Nonperiodic Payments*, in Publication 575.

Lump-Sum Distributions

A lump-sum distribution is the distribution or payment in one tax year of a plan participant's entire balance from all of the employer's qualified plans of one kind (for example, pension, profit-sharing, or stock bonus plans). A distribution from a nonqualified plan (such as a privately purchased commercial annuity or a section 457 deferred compensation plan of a state or local government or tax-exempt organization) cannot qualify as a lump-sum distribution.

The participant's entire balance from a plan does not include certain forfeited amounts. It also does not include any deductible voluntary employee contributions allowed by the plan after 1981 and before 1987. For more information about distributions that do not qualify as lump-sum distributions, see *Distributions that do not qualify under Lump-Sum Distributions* in Publication 575.

If you receive a lump-sum distribution from a qualified employee plan or qualified employee annuity and the plan participant was born before January 2, 1936, you may be able to elect optional methods of figuring the tax on the distribution. The part from active participation in the plan before 1974 may qualify as capital gain subject to a 20% tax rate. The part from participation after 1973 (and any part from participation before 1974 that you do not report as capital gain) is ordinary income. You may be able to use the 10-year tax option, discussed later, to figure tax on the ordinary income part.

Use Form 4972 to figure the separate tax on a lump-sum distribution using the optional methods. The tax figured on Form 4972 is added to the regular tax figured on your other income. This may result in a smaller tax than you would pay by including the taxable amount of the distribution as ordinary income in figuring your regular tax.

How to treat the distribution. If you receive a lump-sum distribution, you may have the following options for how you treat the taxable part.

- Report the part of the distribution from participation before 1974 as a capital gain (if you qualify) and the part from participation after 1973 as ordinary income.
- Report the part of the distribution from participation before 1974 as a capital gain (if you qualify) and use the 10-year tax option to figure the tax on the part from participation after 1973 (if you qualify).
- Use the 10-year tax option to figure the tax on the total taxable amount (if you qualify).
- Roll over all or part of the distribution. See *Rollovers*, later. No tax is currently due on the part rolled over. Report any part not rolled over as ordinary income.
- Report the entire taxable part of the distribution as ordinary income on your tax return.

The first three options are explained in the following discussions.

Electing optional lump-sum treatment. You can choose to use the 10-year tax option or capital gain treatment only once after 1986 for any plan participant. If you make this choice, you cannot use either of these optional treatments for any future distributions for the participant.

Taxable and tax-free parts of the distribution. The taxable part of a lump-sum distribution is the employer's contributions and income earned on your account. You may recover your cost in the lump sum and any net unrealized appreciation (NUA) in employer securities tax free.

Cost. In general, your cost is the total of:

- The plan participant's nondeductible contributions to the plan,
- The plan participant's taxable costs of any life insurance contract distributed,
- Any employer contributions that were taxable to the plan participant, and
- Repayments of any loans that were taxable to the plan participant.

You must reduce this cost by amounts previously distributed tax free.

Net unrealized appreciation (NUA). The NUA in employer securities (box 6 of Form 1099-R) received as part of a lump-sum distribution is generally tax free until you sell or exchange the securities. (For more information, see *Distributions of employer securities* under *Taxation of Nonperiodic Payments* in Publication 575.)

Capital Gain Treatment

Capital gain treatment applies only to the taxable part of a lump-sum distribution resulting from participation in the plan before 1974. The amount treated as capital gain is taxed at a 20% rate. You can elect this treatment only once for any plan participant, and only if the plan participant was born before January 2, 1936.

Complete Part II of Form 4972 to choose the 20% capital gain election. For more information, see *Capital Gain Treatment under Lump-Sum Distributions* in Publication 575.

10-Year Tax Option

The 10-year tax option is a special formula used to figure a separate tax on the ordinary income part of a lump-sum distribution. You pay the tax only once, for the year in which you receive the distribution, not over the next 10 years. You can elect this treatment only once for any plan participant, and only if the plan participant was born before January 2, 1936.

The ordinary income part of the distribution is the amount shown in box 2a of the Form 1099-R given to you by the payer, minus the amount, if any, shown in box 3. You also can treat the capital gain part of the distribution (box 3 of Form 1099-R) as ordinary income for the 10-year tax option if you do not choose capital gain treatment for that part.

Complete Part III of Form 4972 to choose the 10-year tax option. You must use the special tax rates shown in the instructions for Part III to figure the tax. Publication 575 illustrates how to complete Form 4972 to figure the separate tax.

Rollovers

If you withdraw cash or other assets from a qualified retirement plan in an eligible rollover distribution, you can defer tax on the distribution by rolling it over to another qualified retirement plan or a traditional IRA.

For this purpose, the following plans are qualified retirement plans.

- A qualified employee plan.
- A qualified employee annuity.
- A tax-sheltered annuity plan (403(b) plan).
- An eligible state or local government section 457 deferred compensation plan.

Time for making rollover. You generally must complete the rollover by the 60th day following the day on which you receive the distribution from your employer's plan. (This 60-day period is extended for the period during which the distribution is in a frozen deposit in a financial institution.) For all rollovers to an IRA, you must irrevocably elect rollover treatment by written notice to the trustee or issuer of the IRA.

TIP *The IRS may waive the 60-day requirement where the failure to do so would be against equity or good conscience, such as in the event of a casualty, disaster, or other event beyond your reasonable control.*

Eligible rollover distributions. Generally, an eligible rollover distribution is any distribution of all or the balance to your credit in a qualified retirement plan. For information about exceptions to eligible rollover distributions, see Publication 575.

Rollover of nontaxable amounts. You may be able to roll over the nontaxable part of a distribution (such as your after-tax contributions) made to another qualified retirement plan or traditional IRA. The transfer must be made either through a direct rollover to a qualified plan that separately accounts for the taxable and nontaxable parts of the rollover or through a rollover to a traditional IRA.

If you roll over only part of a distribution that includes both taxable and nontaxable amounts, the amount you roll over is treated as coming first from the taxable part of the distribution.

Direct rollover option. You can choose to have any part or all of an eligible rollover distribution paid directly to another qualified plan (if permitted) or to a traditional IRA. If you decide on a rollover, it is generally to your advantage to choose this direct rollover option. Under this option, the plan administrator would not withhold tax from any part of the distribution that is directly paid to the other plan.

Withholding tax. If you choose to have all or any part of the distribution paid to you, it is taxable in the year distributed unless you roll it over to another qualified plan or to a traditional IRA within 60 days. The plan administrator must withhold income tax of 20% from the amount of the distribution paid to you. (See *Pensions and Annuities* under *Withholding* in chapter 4.)



If you decide to roll over an amount equal to the distribution before withholding, your contribution to the new plan or IRA must include other money (for example, from savings or amounts borrowed) to replace the amount withheld.

The administrator must give you a written explanation of your distribution options within a reasonable period of time before making an eligible rollover distribution.

Rollover by surviving spouse. You may be able to roll over tax free all or part of a distribution from a qualified retirement plan you receive as the surviving spouse of a deceased employee. The rollover rules apply to you as if you were the employee. You can roll over a distribution into a qualified retirement plan or a traditional IRA.

A beneficiary other than the employee's surviving spouse cannot roll over a distribution.

Alternate payee under qualified domestic relations order. You may be able to roll over tax free all or part of a distribution from a qualified retirement plan that you receive under a qualified domestic relations order (QDRO). If you receive the distribution as an employee's spouse or former spouse (not as a nonspousal beneficiary), the rollover rules apply to you as if you were the employee. You can roll over the distribution from the plan into a traditional IRA or to another eligible retirement plan. See Publication 575 for more information on benefits received under a QDRO.

Retirement bonds. If you redeem a retirement bond purchased under a qualified bond purchase plan, you can defer the tax on the amount received that exceeds your basis by rolling it over to an IRA or qualified employer plan as discussed in Publication 590.

Special Additional Taxes

To discourage the use of pension funds for purposes other than normal retirement, the law imposes additional taxes on early distributions of those funds and on failures to withdraw the funds timely. Ordinarily, you will not be subject to these taxes if you roll over all early distributions you receive, as explained earlier, and begin drawing out the funds at a normal retirement age, in reasonable amounts over your life expectancy. These special additional taxes are the taxes on:

- Early distributions, and
- Excess accumulation (not receiving minimum distributions).

These taxes are discussed in the following sections.

If you must pay either of these taxes, report them on Form 5329. However, you do not have to file Form 5329 if you owe only the tax on early distributions and your Form 1099-R correctly shows a "1" in box 7. Instead, enter 10% of the taxable part of the distribution on Form 1040, line 60 and write "No" under the heading "Other Taxes" to the left of line 60.

Even if you do not owe any of these taxes, you may have to complete Form 5329 and attach it to your Form 1040. This applies if you meet an exception to the tax on early distributions but box 7 of your Form 1099-R does not indicate an exception.

Tax on Early Distributions

Most distributions (both periodic and nonperiodic) from qualified retirement plans and non-qualified annuity contracts made to you before you reach age 59½ are subject to an additional tax of 10%. This tax applies to the part of the distribution that you must include in gross income.

For this purpose, a qualified retirement plan is:

- A qualified employee plan,
- A qualified employee annuity plan,
- A tax-sheltered annuity plan, or
- An eligible state or local government section 457 deferred compensation plan (to the extent that any distribution is attributable to amounts the plan received in a direct transfer or rollover from one of the other plans listed here).

5% rate on certain early distributions from deferred annuity contracts. If an early withdrawal from a deferred annuity is otherwise subject to the 10% additional tax, a 5% rate may apply instead. A 5% rate applies to distributions under a written election providing a specific schedule for the distribution of your interest in the contract if, as of March 1, 1986, you had begun receiving payments under the election. On line 4 of Form 5329, multiply by 5% instead of 10%. Attach an explanation to your return.

Exceptions to tax. Certain early distributions are excepted from the early distribution tax. If the payer knows that an exception applies to your early distribution, distribution code "2," "3," or "4" should be shown in box 7 of your Form 1099-R and you do not have to report the distribution on Form 5329. If an exception applies but distribution code "1" (early distribution, no known exception) is shown in box 7, you must file Form 5329. Enter the taxable amount of the distribution shown in box 2a of your Form 1099-R on line 1 of Form 5329. On line 2, enter the amount that can be excluded and the exception number shown in the Form 5329 instructions.



If distribution code "1" is incorrectly shown on your Form 1099-R for a distribution received when you were age 59½ or older, include that distribution on Form 5329. Enter exception number "11" on line 2.

General exceptions. The tax does not apply to distributions that are:

- Made as part of a series of substantially equal periodic payments (made at least annually) for your life (or life expectancy) or the joint lives (or joint life expectancies) of you and your designated beneficiary (if from a qualified retirement plan, the payments must begin after your separation from service),

- Made because you are totally and permanently disabled, or
- Made on or after the death of the plan participant or contract holder.

Additional exceptions for qualified retirement plans. The tax does not apply to distributions that are:

- From a qualified retirement plan (other than an IRA) if you separated from service in or after the year you reached age 55,
- From a qualified retirement plan (other than an IRA) to an alternate payee under a qualified domestic relations order,
- From a qualified retirement plan to the extent you have deductible medical expenses (medical expenses that exceed 7.5% of your adjusted gross income), whether or not you itemize your deductions for the year,
- From an employer plan under a written election that provides a specific schedule for distribution of your entire interest if, as of March 1, 1986, you had separated from service and had begun receiving payments under the election,
- From an employee stock ownership plan for dividends on employer securities held by the plan, or
- From a qualified retirement plan due to an IRS levy of the plan.

Additional exceptions for nonqualified annuity contracts. The tax does not apply to distributions that are:

- From a deferred annuity contract to the extent allocable to investment in the contract before August 14, 1982,
- From a deferred annuity contract under a qualified personal injury settlement,
- From a deferred annuity contract purchased by your employer upon termination of a qualified employee plan or qualified employee annuity plan and held by your employer until your separation from service, or
- From an immediate annuity contract (a single premium contract providing substantially equal annuity payments that start within one year from the date of purchase and are paid at least annually).

Tax on Excess Accumulations

To make sure that most of your retirement benefits are paid to you during your lifetime, rather than to your beneficiaries after your death, the payments that you receive from qualified retirement plans must begin no later than your required beginning date (defined next). The payments each year cannot be less than the minimum required distribution.

Required beginning date. Unless the rule for 5% owners applies, you must begin to receive distributions from your qualified retirement plan by April 1 of the year that follows the later of:

- The calendar year in which you reach age 70½, or
- The calendar year in which you retire from employment with the employer maintaining the plan.

However, your plan may require you to begin to receive distributions by April 1 of the year that follows the year in which you reach age 70½, even if you have not retired.

For this purpose, a qualified retirement plan includes a:

1. Qualified employee plan,
2. Qualified employee annuity plan,
3. Section 457 deferred compensation plan, or
4. Tax-sheltered annuity plan (for benefits accruing after 1986).

Age 70½. You reach age 70½ on the date that is 6 calendar months after the date of your 70th birthday.

For example, if you are retired and your 70th birthday was on June 30, 2005, you were age 70½ on December 30, 2005. If your 70th birthday was on July 1, 2005, you reached age 70½ on January 1, 2006.

5% owners. If you are a 5% owner of the company maintaining your qualified retirement plan, you must begin to receive distributions by April 1 of the calendar year that follows the year in which you reach age 70½, regardless of when you retire.

Required distributions. By the required beginning date, as explained earlier, you must either:

- Receive your entire interest in the plan (for a tax-sheltered annuity, your entire benefit accruing after 1986), or
- Begin receiving periodic distributions in annual amounts calculated to distribute

your entire interest (for a tax-sheltered annuity, your entire benefit accruing after 1986) over your life or life expectancy or over the joint lives or joint life expectancies of you and a designated beneficiary (or over a shorter period).

Additional information. For more information on this rule, see *Tax on Excess Accumulation* in Publication 575.

Required distributions not made. If the actual distributions to you in any year are less than the minimum required distribution, you are subject to an additional excise tax. The tax equals 50% of the part of the minimum required distribution that was not distributed. You can get this excise tax waived if you establish that the shortfall in distributions was due to reasonable error and that you are taking reasonable steps to remedy the shortfall.

State insurer delinquency proceedings. You might not receive the minimum distribution because of state insurer delinquency proceedings for an insurance company. If your payments are reduced below the minimum due to these proceedings, you should contact your plan administrator. Under certain conditions, you will not have to pay the excise tax.

Form 5329. You must file a Form 5329 if you owe a tax because you did not receive a minimum required distribution from your qualified retirement plan.

Survivors

If you receive a survivor annuity because of the death of a retiree who had reported the annuity under the Three-Year Rule, include the total received in income.

If the retiree was reporting the annuity payments under the General Rule, you must apply

the same exclusion percentage to your initial survivor annuity payment called for in the contract. The resulting tax-free amount will then remain fixed for future payments. Any increases in the survivor annuity are fully taxable.

If the retiree was reporting the annuity payments under the Simplified Method, the part of each payment that is tax free is the same as the tax-free amount figured by the retiree at the annuity starting date. See *Simplified Method*, earlier.

If you are the survivor of an employee, or former employee, who died before becoming entitled to any annuity payments, you must figure the taxable and tax-free parts of your annuity payments using the method that applies as if you were the employee.

Estate tax. If your annuity was a joint and survivor annuity that was included in the decedent's estate, an estate tax may have been paid on it. You can deduct, as a miscellaneous itemized deduction, the part of the total estate tax that was based on the annuity. This deduction is not subject to the 2%-of-adjusted gross-income limit. The deceased annuitant must have died after the annuity starting date. (For details, see section 1.691(d)-1 of the regulations.) This amount cannot be deducted in one year. It must be deducted in equal amounts over your remaining life expectancy.

If the decedent died before the annuity starting date of a deferred annuity contract and you receive a death benefit under that contract, the amount you receive (either in a lump sum or as periodic payments) in excess of the decedent's cost is included in your gross income as income in respect of a decedent for which you may be able to claim an estate tax deduction.

See Publication 559, *Survivors, Executors, and Administrators*, for more information on the estate tax deduction.

11.

Social Security and Equivalent Railroad Retirement Benefits

Introduction

This chapter explains the federal income tax rules for social security benefits and equivalent tier 1 railroad retirement benefits. It explains:

- How to figure whether your benefits are taxable,
- How to use the social security benefits worksheet (with examples),
- How to report your taxable benefits, and
- How to treat repayments that are more than the benefits you received during the year.

Social security benefits include monthly survivor and disability benefits. They do not include supplemental security income (SSI) payments, which are not taxable.

Equivalent tier 1 railroad retirement benefits are the part of tier 1 benefits that a railroad employee or beneficiary would have been entitled to receive under the social security system. They are commonly called the social security equivalent benefit (SSEB) portion of tier 1 benefits.

If you received these benefits during 2005, you should have received a Form SSA-1099, Social Security Benefit Statement, or Form RRB-1099, Payments by the Railroad Retirement Board, (Form SSA-1042S, Social Security Benefit Statement, or Form RRB-1042S Statement for Nonresident Alien Recipients of: Payments by the Railroad Retirement Board, if you are a nonresident alien). These forms show the amounts received and repaid, and taxes withheld for the year. You may receive more than one of these forms for the same year. You should add the amounts shown on all forms you receive for the year to determine the "total" amounts received and repaid, and taxes withheld for that year. See the *Appendix* at the end of Publication 915 for more information.

Note. When the term "benefits" is used in this chapter, it applies to both social security benefits and the SSEB portion of tier 1 railroad retirement benefits.

What is not covered in this chapter. This chapter does not cover the tax rules for the following railroad retirement benefits:

- Non-social security equivalent benefit (NSSEB) portion of tier 1 benefits,

- Tier 2 benefits,
- Vested dual benefits, and
- Supplemental annuity benefits.

For information on these benefits, see Publication 575, Pension and Annuity Income.

This chapter also does not cover the tax rules for foreign social security benefits. These benefits are taxable as annuities, unless they are exempt from U.S. tax or treated as a U.S. social security benefit under a tax treaty.

Useful Items

You may want to see:

Publication

- 575** Pension and Annuity Income
- 590** Individual Retirement Arrangements (IRAs)
- 915** Social Security and Equivalent Railroad Retirement Benefits

Forms (and Instructions)

- 1040-ES** Estimated Tax for Individuals
- W-4V** Voluntary Withholding Request

Are Any of Your Benefits Taxable?

To find out whether any of your benefits may be taxable, compare the base amount for your filing status with the total of:

1. One-half of your benefits, plus
2. All your other income, including tax-exempt interest.

When making this comparison, do not reduce your other income by any exclusions for:

- Interest from qualified U.S. savings bonds,
- Employer-provided adoption benefits,
- Foreign earned income or foreign housing, or
- Income earned by bona fide residents of American Samoa or Puerto Rico.

Figuring total income. To figure the total of one-half of your benefits plus your other income, use the worksheet later in this discussion. If the total is more than your base amount, part of your benefits may be taxable.

If you are married and file a joint return for 2005, you and your spouse must combine your incomes and your benefits to figure whether any of your combined benefits are taxable. Even if your spouse did not receive any benefits, you must add your spouse's income to yours to figure whether any of your benefits are taxable.



TIP If the only income you received during 2005 was your social security or the SSEB portion of tier 1 railroad retirement benefits, your benefits generally are not taxable and you probably do not have to file a return. If you have income in addition to your

benefits, you may have to file a return even if none of your benefits are taxable.

Base amount. Your base amount is:

- \$25,000 if you are single, head of household, or qualifying widow(er),
- \$25,000 if you are married filing separately and lived apart from your spouse for all of 2005,
- \$32,000 if you are married filing jointly, or
- \$-0- if you are married filing separately and lived with your spouse at any time during 2005.



Worksheet. You can use the following worksheet to figure the amount of income to compare with your base amount. This is a quick way to check whether some of your benefits may be taxable.

- A. Enter the amount from **box 5** of all your Forms SSA-1099 and RRB-1099. Include the full amount of any lump-sum benefit payments received in 2005, for 2005 and earlier years. (If you received more than one form, combine the amounts from box 5 and enter the total.) A. _____
- Note.** If the amount on line A is zero or less, stop here; none of your benefits are taxable this year.
- B. Enter one-half of the amount on line A B. _____
- C. Enter your taxable pensions, wages, interest, dividends, and other taxable income C. _____
- D. Enter any tax-exempt interest income (such as interest on municipal bonds) plus any exclusions from income (listed earlier). D. _____
- E. Add lines B, C, and D E. _____

Note. Compare the amount on line E to your **base amount** for your filing status. If the amount on line E equals or is less than the **base amount** for your filing status, none of your benefits are taxable this year. If the amount on line E is more than your **base amount**, some of your benefits may be taxable. You need to complete Worksheet 1 in Publication 915 (or the Social Security Benefits Worksheet in your tax form instruction booklet).

Example. You and your spouse (both over 65) are filing a joint return for 2005, and you both received social security benefits during the year. In January 2006, you received a Form SSA-1099 showing net benefits of \$7,500 in box 5. Your spouse received a Form SSA-1099 showing net benefits of \$3,500 in box 5. You also received a taxable pension of \$19,000 and interest income of \$500. You did not have any tax-exempt interest income. Your benefits are not taxable for 2005 because your income, as figured in the following worksheet, is not more than your base amount (\$32,000) for married filing jointly.

Even though none of your benefits are taxable, you must file a return for 2005 because your taxable gross income (\$19,500) exceeds the minimum filing requirement amount for your filing status.

- A. Enter the amount from **box 5** of all your Forms SSA-1099 and RRB-1099. Include the full amount of any lump-sum benefit payments received in 2005, for 2005 and earlier years. (If you received more than one form, combine the amounts from box 5 and enter the total.) A. \$ 11,000

Note. If the amount on line A is zero or less, stop here; none of your benefits are taxable this year.

- B. Enter one-half of the amount on line A B. 5,500

- C. Enter your taxable pensions, wages, interest, dividends, and other taxable income C. 19,500

- D. Enter any tax-exempt interest income (such as interest on municipal bonds) plus any exclusions from income (listed earlier). D. -0-

- E. Add lines B, C, and D E. \$25,000

Note. Compare the amount on line E to your **base amount** for your filing status. If the amount on line E equals or is less than the **base amount** for your filing status, none of your benefits are taxable this year. If the amount on line E is more than your **base amount**, some of your benefits may be taxable. You then need to complete Worksheet 1 in Publication 915 (or the Social Security Benefits Worksheet in your tax form instruction booklet).

Who is taxed. The person who has the legal right to receive the benefits must determine whether the benefits are taxable. For example, if you and your child receive benefits, but the check for your child is made out in your name, you must use only your part of the benefits to see whether any benefits are taxable to you. One-half of the part that belongs to your child must be added to your child's other income to see whether any of those benefits are taxable to your child.

Repayment of benefits. Any repayment of benefits you made during 2005 must be subtracted from the gross benefits you received in 2005. It does not matter whether the repayment was for a benefit you received in 2005 or in an earlier year. If you repaid more than the gross benefits you received in 2005, see *Repayments More Than Gross Benefits*, later.

Your gross benefits are shown in box 3 of Form SSA-1099 or RRB-1099. Your repayments are shown in box 4. The amount in box 5 shows your net benefits for 2005 (box 3 minus box 4). Use the amount in box 5 to figure whether any of your benefits are taxable.

Tax withholding and estimated tax. You can choose to have federal income tax withheld from your social security benefits and/or the SSEB portion of your tier 1 railroad retirement benefits. If you choose to do this, you must complete a

Form W-4V. You can choose withholding at 7%, 10%, 15%, or 25% of your total benefit payment.

If you do not choose to have income tax withheld, you may have to request additional withholding from other income or pay estimated tax during the year. For details, get Publication 505, Tax Withholding and Estimated Tax, or the instructions for Form 1040-ES.

How To Report Your Benefits

If part of your benefits are taxable, you must use Form 1040 or Form 1040A. You cannot use Form 1040EZ.

Reporting on Form 1040. Report your net benefits (the amount in box 5 of your Form SSA-1099 or Form RRB-1099) on line 20a and the taxable part on line 20b. If you are married filing separately and you lived apart from your spouse for all of 2005, also enter "D" to the right of the word "benefits" on line 20a.

Reporting on Form 1040A. Report your net benefits (the amount in box 5 of your Form SSA-1099 or Form RRB-1099) on line 14a and the taxable part on line 14b. If you are married filing separately and you lived apart from your spouse for all of 2005, also enter "D" to the right of the word "benefits" on line 14a.

Benefits not taxable. If none of your benefits are taxable, do not report any of them on your tax return. But if you are married filing separately and you lived apart from your spouse for all of 2005, make the following entries. On Form 1040, enter "D" to the right of the word "benefits" on line 20a and "-0-" on line 20b. On Form 1040A, enter "D" to the right of the word "benefits" on line 14a and "-0-" on line 14b.

How Much Is Taxable?

If part of your benefits are taxable, how much is taxable depends on the total amount of your benefits and other income. Generally, the higher that total amount, the greater the taxable part of your benefits.

Maximum taxable part. Generally, up to 50% of your benefits will be taxable. However, up to 85% of your benefits can be taxable if either of the following situations applies to you.

- The total of one-half of your benefits and all your other income is more than \$34,000 (\$44,000 if you are married filing jointly).
- You are married filing separately and lived with your spouse at any time during 2005.

Which worksheet to use. A worksheet to figure your taxable benefits is in the instructions for your Form 1040 or Form 1040A. You can use either that worksheet or Worksheet 1 in Publication 915, unless any of the following situations applies to you.

1. You contributed to a traditional individual retirement arrangement (IRA) and you or your spouse is covered by a retirement plan at work. In this situation, you must use the special worksheets in Appendix B of Publication 590 to figure both your IRA deduction and your taxable benefits.
2. Situation (1) does not apply and you take an exclusion for interest from qualified U.S. savings bonds (Form 8815), for adoption benefits (Form 8839), for foreign earned income or housing (Form 2555 or Form 2555-EZ), or for income earned in American Samoa (Form 4563) or Puerto Rico by bona fide residents. In this situation, you must use *Worksheet 1* in Publication 915 to figure your taxable benefits.
3. You received a lump-sum payment for an earlier year. In this situation, also complete *Worksheet 2* or *3* and *Worksheet 4* in Publication 915. See *Lump-sum election*.

Lump-sum election. You must include the taxable part of a lump-sum (retroactive) payment of benefits received in 2005 in your 2005 income, even if the payment includes benefits for an earlier year.



This type of lump-sum benefit payment should not be confused with the lump-sum death benefit that both the SSA and RRB pay to many of their beneficiaries. No part of the lump-sum death benefit is subject to tax.

Generally, you use your 2005 income to figure the taxable part of the total benefits received in 2005. However, you may be able to figure the taxable part of a lump-sum payment for an earlier year separately, using your income for the earlier year. You can elect this method if it lowers your taxable benefits.

Making the election. If you received a lump-sum benefit payment in 2005 that includes benefits for one or more earlier years, follow the instructions in Publication 915 under *Lump-Sum Election* to see whether making the election will lower your taxable benefits. That discussion also explains how to make the election.



Because the earlier year's taxable benefits are included in your 2005 income, no adjustment is made to the earlier year's return. Do not file an amended return for the earlier year.

Examples

The following are a few examples you can use as a guide to figure the taxable part of your benefits.

Example 1. George White is single and files Form 1040 for 2005. He received the following income in 2005:

Fully taxable pension	\$18,600
Wages from part-time job	9,400
Taxable interest income	990
Total	<u>\$28,990</u>

George also received social security benefits during 2005. The Form SSA-1099 he received in January 2006 shows \$5,980 in box 5. To figure his taxable benefits, George completes the worksheet shown here.

Worksheet 1. Figuring Your Taxable Benefits

- Enter the total amount from box 5 of ALL your Forms SSA-1099 and RRB-1099 \$5,980
Note. If line 1 is zero or less, stop here; none of your benefits are taxable. Otherwise, go to line 2.
- Enter one-half of line 1 2,990
- Enter the total of the amounts from:
Form 1040: Lines 7, 8a, 8b, 9a, 10 through 14, 15b, 16b, 17 through 19, and 21.
Form 1040A: Lines 7, 8a, 8b, 9a, 10, 11b, 12b, and 13 28,990

- Form 1040 filers:** Enter the total of any exclusions/adjustments for:
 - Qualified U.S. savings bond interest (Form 8815, line 14),
 - Adoption benefits (Form 8839, line 30),
 - Foreign earned income or housing (Form 2555, lines 43 and 48, or Form 2555-EZ, line 18), and
 - Certain income of bona fide residents of American Samoa (Form 4563, line 15) or Puerto Rico**Form 1040A filers:** Enter the total of any exclusions for qualified U.S. savings bond interest (Form 8815, line 14) or for adoption benefits (Form 8839, line 30). -0-
- Add lines 2, 3, and 4 31,980

- Form 1040 filers:** Enter the amount from Form 1040, line 36, minus any amounts on Form 1040, lines 33 and 34
Form 1040A filers: Enter the amount from Form 1040A, line 20, minus any amounts on Form 1040A, lines 18 and 19. -0-
- Is the amount on line 6 less than the amount on line 5?



No. None of your social security benefits are taxable.

Yes. Subtract line 6 from line 5 31,980

- If you are:
 - Married filing jointly, enter \$32,000
 - Single, head of household, qualifying widow(er), or married filing separately and you **lived apart** from your spouse for all of 2005, enter \$25,000. 25,000**Note.** If you are married filing separately and you lived with your spouse at any time in 2005, skip lines 8 through 15; multiply line 7 by 85% (.85) and enter the result on line 16. Then go to line 17.
- Is the amount on line 8 less than the amount on line 7?



No. None of your benefits are taxable. Do not enter any amounts on Form 1040, line 20a or 20b, or on Form 1040A, line 14a or 14b. But if you are married filing separately and you **lived apart** from your spouse for all of 2005, enter -0- on Form 1040, line 20b, or on Form 1040A, line 14b.

- Yes.** Subtract line 8 from line 7 6,980
- Enter \$12,000 if married filing jointly; \$9,000 if single, head of household, qualifying widow(er), or married filing separately and you **lived apart** from your spouse for all of 2005 9,000
- Subtract line 10 from line 9. If zero or less, enter -0- -0-
- Enter the **smaller** of line 9 or line 10 6,980
- Enter one-half of line 12 3,490
- Enter the **smaller** of line 2 or line 13 2,990
- Multiply line 11 by 85% (.85). If line 11 is zero, enter -0- -0-
- Add lines 14 and 15 2,990
- Multiply line 1 by 85% (.85) 5,083
- Taxable benefits.** Enter the **smaller** of line 16 or line 17 \$2,990
 - Enter the amount from line 1 above on Form 1040, line 20a or on Form 1040A, line 14a.
 - Enter the amount from line 18 above on Form 1040, line 20b or on Form 1040A, line 14b.

The amount on line 18 of George's worksheet shows that \$2,990 of his social security benefits is taxable. On line 20a of his Form 1040, George enters his net benefits of \$5,980. On line 20b, he enters his taxable benefits of \$2,990.

Example 2. Ray and Alice Hopkins file a joint return on Form 1040A for 2005. Ray is retired and received a fully taxable pension of \$15,500. He also received social security benefits, and his Form SSA-1099 for 2004 shows net benefits of \$5,600 in box 5. Alice worked during the year and had wages of \$14,000. She made a deductible payment to her IRA account of \$1,000. Ray and Alice have two savings accounts with a total of \$250 in interest income. They complete Worksheet 1 and find that none of Ray's social security benefits are taxable. They leave lines 14a and 14b of their Form 1040A blank.

Worksheet 1. Figuring Your Taxable Benefits

- Enter the total amount from box 5 of ALL your Forms SSA-1099 and RRB-1099 \$5,600
Note. If line 1 is zero or less, stop here; none of your benefits are taxable. Otherwise, go to line 2.
- Enter one-half of line 1 2,800
- Enter the total of the amounts from:
Form 1040: Lines 7, 8a, 8b, 9a, 10 through 14, 15b, 16b, 17 through 19, and 21.
Form 1040A: Lines 7, 8a, 8b, 9a, 10, 11b, 12b, and 13 29,750
- Form 1040 filers:** Enter the total of any exclusions/adjustments for:
 - Qualified U.S. savings bond interest (Form 8815, line 14),
 - Adoption benefits (Form 8839, line 30),
 - Foreign earned income or housing (Form 2555, lines 43 and 48, or Form 2555-EZ, line 18), and

- Married filing jointly, enter \$32,000
 - Single, head of household, qualifying widow(er), or married filing separately and you **lived apart** from your spouse for all of 2005, enter \$25,000. 25,000**Note.** If you are married filing separately and you lived with your spouse at any time in 2005, skip lines 8 through 15; multiply line 7 by 85% (.85) and enter the result on line 16. Then go to line 17.
- Is the amount on line 8 less than the amount on line 7?

- Certain income of bona fide residents of American Samoa (Form 4563, line 15) or Puerto Rico

Form 1040A filers: Enter the total of any exclusion for qualified U.S. savings bond interest (Form 8815, line 14) or for adoption benefits (Form 8839, line 30). -0-

- Add lines 2, 3, and 4 32,550
- Form 1040 filers:** Enter the amount from Form 1040, line 36, minus any amounts on Form 1040, lines 33 and 34
Form 1040A filers: Enter the amount from Form 1040A, line 20, minus any amounts on Form 1040A, lines 18 and 19. 1,000
- Is the amount on line 6 less than the amount on line 5?



No. None of your benefits are taxable.

Yes. Subtract line 6 from line 5 31,550

- If you are:
 - Married filing jointly, enter \$32,000
 - Single, head of household, qualifying widow(er), or married filing separately and you **lived apart** from your spouse for all of 2005, enter \$25,000. 32,000**Note.** If you are married filing separately and you lived with your spouse at any time in 2005, skip lines 8 through 15; multiply line 7 by 85% (.85) and enter the result on line 16. Then go to line 17.
- Is the amount on line 8 less than the amount on line 7?



No. None of your benefits are taxable. Do not enter any amounts on Form 1040, line 20a or 20b, or on Form 1040A, line 14a or 14b. But if you are married filing separately and you **lived apart** from your spouse for all of 2005, enter -0- on Form 1040, line 20b, or on Form 1040A, line 14b.

- Yes.** Subtract line 8 from line 7 _____
- Enter \$12,000 if married filing jointly; \$9,000 if single, head of household, qualifying widow(er), or married filing separately and you **lived apart** from your spouse for all of 2005 _____
- Subtract line 10 from line 9. If zero or less, enter -0- _____
- Enter the **smaller** of line 9 or line 10 _____
- Enter one-half of line 12 _____
- Enter the **smaller** of line 2 or line 13 _____
- Multiply line 11 by 85% (.85). If line 11 is zero, enter -0- _____
- Add lines 14 and 15 _____
- Multiply line 1 by 85% (.85) _____
- Taxable benefits.** Enter the **smaller** of line 16 or line 17 _____
 - Enter the amount from line 1 above on Form 1040, line 20a or on Form 1040A, line 14a.
 - Enter the amount from line 18 above on Form 1040, line 20b or on Form 1040A, line 14b.

Example 3. Joe and Betty Johnson file a joint return on Form 1040 for 2005. Joe is a retired railroad worker and in 2005 received the social security equivalent benefit (SSEB) portion of tier 1 railroad retirement benefits. Joe's Form RRB-1099 shows \$10,000 in box 5. Betty is a retired government worker and receives a fully taxable pension of \$38,000. They had \$2,300 in interest income plus interest of \$200 on a qualified U.S. savings bond. The savings bond interest qualified for the exclusion. Thus, they have a total income of \$40,300 (\$38,000 + \$2,300). They figure their taxable benefits by completing Worksheet 1.

Worksheet 1.
Figuring Your Taxable Benefits

1. Enter the total amount from box 5 of ALL your Forms SSA-1099 and RRB-1099	\$10,000
Note. If line 1 is zero or less, stop here; none of your benefits are taxable. Otherwise, go to line 2.	
2. Enter one-half of line 1	5,000
3. Enter the total of the amounts from:	
Form 1040: Lines 7, 8a, 8b, 9a, 10 through 14, 15b, 16b, 17 through 19, and 21.	
Form 1040A: Lines 7, 8a, 8b, 9a, 10, 11b, 12b, and 13	40,300
4. Form 1040 filers: Enter the total of any exclusions/adjustments for:	
• Qualified U.S. savings bond interest (Form 8815, line 14),	
• Adoption benefits (Form 8839, line 30),	
• Foreign earned income or housing (Form 2555, lines 43 and 48, or Form 2555-EZ, line 18), and	
• Certain income of bona fide residents of American Samoa (Form 4563, line 15) or Puerto Rico	
Form 1040A filers: Enter the total of any exclusions for qualified U.S. savings bond interest (Form 8815, line 14) or for adoption benefits (Form 8839, line 30).	200
5. Add lines 2, 3, and 4	45,500
6. Form 1040 filers: Enter the amount from Form 1040, line 36, minus any amounts on Form 1040, lines 33 and 34	
Form 1040A filers: Enter the amount from Form 1040A, line 20, minus any amounts on Form 1040A, lines 18 and 19.	-0-
7. Is the amount on line 6 less than the amount on line 5?	
No. None of your benefits are taxable.	
Yes. Subtract line 6 from line 5	45,500
8. If you are:	
• Married filing jointly, enter \$32,000	
• Single, head of household, qualifying widow(er), or married filing separately and you lived apart from your spouse for all of 2005, enter \$25,000	32,000
Note. If you are married filing separately and you lived with your spouse at any time in 2005, skip lines 8 through 15; multiply line 7 by 85% (.85) and enter the result on line 16. Then go to line 17	
9. Is the amount on line 8 less than the amount on line 7?	
No. None of your benefits are taxable. Do not enter any amounts on Form 1040, line 20a or 20b, or on Form 1040A, line 14a or 14b. But if you are married filing separately and you lived apart from your spouse for all of 2005, enter -0- on Form 1040, line 20b, or on Form 1040A, line 14b.	
Yes. Subtract line 8 from line 7	13,500
10. Enter \$12,000 if married filing jointly; \$9,000 if single, head of household, qualifying widow(er), or married filing separately and you lived apart from your spouse for all of 2005	12,000
11. Subtract line 10 from line 9. If zero or less, enter -0-	1,500
12. Enter the smaller of line 9 or line 10	12,000
13. Enter one-half of line 12	6,000

14. Enter the smaller of line 2 or line 13	5,000
15. Multiply line 11 by 85% (.85). If line 11 is zero, enter -0-	1,275
16. Add lines 14 and 15	6,275
17. Multiply line 1 by 85% (.85)	8,500
18. Taxable benefits. Enter the smaller of line 16 or line 17	\$6,275
• Enter the amount from line 1 above on Form 1040, line 20a or on Form 1040A, line 14a.	
• Enter the amount from line 18 above on Form 1040, line 20b or on Form 1040A, line 14b.	

More than 50% of Joe's net benefits are taxable because the income on line 7 of the worksheet (\$45,500) is more than \$44,000. Joe and Betty enter \$10,000 on Form 1040, line 20a, and \$6,275 on Form 1040, line 20b.

Deductions Related to Your Benefits

You may be entitled to deduct certain amounts related to the benefits you receive.

Disability payments. You may have received disability payments from your employer or an insurance company that you included as income on your tax return in an earlier year. If you received a lump-sum payment from SSA or RRB, and you had to repay the employer or insurance company for the disability payments, you can take an itemized deduction for the part of the payments you included in gross income in the earlier year. If the amount you repay is more than \$3,000, you may be able to claim a tax credit instead. Claim the deduction or credit in the same way explained under *Repayments More Than Gross Benefits*, later.

Legal expenses. You can usually deduct legal expenses that you pay or incur to produce or collect taxable income or in connection with the determination, collection, or refund of any tax.

Legal expenses for collecting the taxable part of your benefits are deductible as a miscellaneous itemized deduction on Schedule A (Form 1040), line 22.

Repayments More Than Gross Benefits

In some situations, your Form SSA-1099 or Form RRB-1099 will show that the total benefits you repaid (box 4) are more than the gross benefits (box 3) you received. If this occurred, your net benefits in box 5 will be a negative figure (a figure in parentheses) and none of your benefits will be taxable. If you receive more than one form, a negative figure in box 5 of one form is used to offset a positive figure in box 5 of another form for that same year.

If you have any questions about this negative figure, contact your local SSA office or your local RRB field office.

Joint return. If you and your spouse file a joint return, and your Form SSA-1099 or RRB-1099 has a negative figure in box 5, but your spouse's does not, subtract the amount in box 5 of your form from the amount in box 5 of your spouse's form. You do this to get your net benefits when figuring if your combined benefits are taxable.

Example. John and Mary file a joint return for 2005. John received Form SSA-1099 showing \$3,000 in box 5. Mary also received Form SSA-1099 and the amount in box 5 was (\$500). John and Mary will use \$2,500 (\$3,000 minus \$500) as the amount of their net benefits when figuring if any of their combined benefits are taxable.

Repayment of benefits received in an earlier year. If the total amount shown in box 5 of all of your Forms SSA-1099 and RRB-1099 is a negative figure, you can take an itemized deduction for the part of this negative figure that represents benefits you included in gross income in an earlier year.

Deduction \$3,000 or less. If this deduction is \$3,000 or less, it is subject to the 2%-of-adjusted-gross-income limit that applies to certain miscellaneous itemized deductions. Claim it on Schedule A (Form 1040), line 22.

Deduction more than \$3,000. If this deduction is more than \$3,000, you should figure your tax two ways:

1. Figure your tax for 2005 with the itemized deduction included on Schedule A line 27.
2. Figure your tax for 2005 in the following steps.
 - a. Figure the tax without the itemized deduction included on Schedule A line 27.
 - b. For each year after 1983 for which part of the negative figure represents a repayment of benefits, refigure your taxable benefits as if your total benefits for the year were reduced by that part of the negative figure. Then refigure the tax for that year.
 - c. Subtract the total of the refigured tax amounts in (b) from the total of your actual tax amounts.
 - d. Subtract the result in (c) from the result in (a).

Compare the tax figured in methods (1) and (2). Your tax for 2005 is the smaller of the two amounts. If method (1) results in less tax, take the itemized deduction on line 27, Schedule A (Form 1040). If method (2) results in less tax, claim a credit for the amount from step 2(c) above on Form 1040, line 70, and enter "I.R.C. 1341" in the margin to the left of line 70. If both methods produce the same tax, deduct the repayment on Schedule A (Form 1040), line 27.

12.

Other Income

What's New

Disaster mitigation payments. You can exclude from income grants you use to mitigate (reduce the severity of) potential damage from future natural disasters that is paid to you through state and local governments. If you reported income from qualified disaster mitigation payments in previous years, you may be able to file a claim for refund. For more information, see *Disaster mitigation payments under Welfare and Other Public Assistance Benefits*.

Katrina Emergency Tax Relief Act of 2005. This Act provides tax relief for persons affected by Hurricane Katrina. Under this Act, you may be able to exclude from income canceled non-business debt. See Publication 4492.

Introduction

You must include on your return all income you receive in the form of money, property, and services unless the tax law states that you do not include them. Some items, however, are only partly excluded from income. This chapter discusses many kinds of income and explains whether they are taxable or nontaxable.

- Income that is taxable must be reported on your tax return and is subject to tax.
- Income that is nontaxable may have to be shown on your tax return but is not taxable.

This chapter begins with discussions of the following income items.

- Bartering.
- Canceled debts.
- Host or Hostess.
- Life insurance proceeds.
- Partnership income.
- S Corporation income.
- Recoveries (including state income tax refunds).
- Rents from personal property.
- Repayments.
- Royalties.
- Unemployment benefits.
- Welfare and other public assistance benefits.

These discussions are followed by brief discussions of other income items arranged in alphabetical order.

Useful Items

You may want to see:

Publication

- 525 Taxable and Nontaxable Income
- 544 Sales and Other Dispositions of Assets
- 550 Investment Income and Expenses

Bartering

Bartering is an exchange of property or services. You must include in your income, at the time received, the fair market value of property or services you receive in bartering. If you exchange services with another person and you both have agreed ahead of time as to the value of the services, that value will be accepted as fair market value unless the value can be shown to be otherwise.

Generally, you report this income on Schedule C, Profit or Loss From Business, or Schedule C-EZ, Net Profit From Business (Form 1040). However, if the barter involves an exchange of something other than services, such as in *Example 3* below, you may have to use another form or schedule instead.

Example 1. You are a self-employed attorney who performs legal services for a client, a small corporation. The corporation gives you shares of its stock as payment for your services. You must include the fair market value of the shares in your income on Schedule C or Schedule C-EZ (Form 1040) in the year you receive them.

Example 2. You are self-employed and a member of a barter club. The club uses "credit units" as a means of exchange. It adds credit units to your account for goods or services you provide to members, which you can use to purchase goods or services offered by other members of the barter club. The club subtracts credit units from your account when you receive goods or services from other members. You must include in your income the value of the credit units that are added to your account, even though you may not actually receive goods or services from other members until a later tax year.

Example 3. You own a small apartment building. In return for 6 months rent-free use of an apartment, an artist gives you a work of art she created. You must report as rental income on Schedule E, Supplemental Income and Loss (Form 1040), the fair market value of the artwork, and the artist must report as income on Schedule C or Schedule C-EZ (Form 1040) the fair rental value of the apartment.

Form 1099-B from barter exchange. If you exchanged property or services through a barter exchange, Form 1099-B, Proceeds From Broker and Barter Exchange Transactions, or a similar statement from the barter exchange should be sent to you by January 31, 2006. It should show the value of cash, property, services, credits, or

scrip you received from exchanges during 2005. The IRS will also receive a copy of Form 1099-B.

Canceled Debts

Generally, if a debt you owe is canceled or forgiven, other than as a gift or bequest, you must include the canceled amount in your income. You have no income from the canceled debt if it is intended as a gift to you. A debt includes any indebtedness for which you are liable or which attaches to property you hold.

If the debt is a nonbusiness debt, report the canceled amount on Form 1040, line 21. If it is a business debt, report the amount on Schedule C or Schedule C-EZ (Form 1040) (or on Schedule F, Profit or Loss From Farming (Form 1040), if the debt is farm debt and you are a farmer).

Form 1099-C. If a Federal Government agency, financial institution, or credit union cancels or forgives a debt you owe of \$600 or more, you will receive a Form 1099-C, Cancellation of Debt. The amount of the canceled debt is shown in box 2.

Interest included in canceled debt. If any interest is forgiven and included in the amount of canceled debt in box 2, the amount of interest will also be shown in box 3. Whether or not you must include the interest portion of the canceled debt in your income depends on whether the interest would be deductible if you paid it. See *Deductible debt*, under *Exceptions*, later.

If the interest would not be deductible (such as interest on a personal loan), include in your income the amount from Form 1099-C, box 2. If the interest would be deductible (such as on a business loan), include in your income the net amount of the canceled debt (the amount shown in box 2 less the interest amount shown in box 3).

Discounted mortgage loan. If your financial institution offers a discount for the early payment of your mortgage loan, the amount of the discount is canceled debt. You must include the canceled amount in your income.

Mortgage relief upon sale or other disposition. If you are personally liable for a mortgage (recourse debt), and you are relieved of the mortgage when you dispose of the property, you may realize gain or loss up to the fair market value of the property. To the extent the mortgage discharge exceeds the fair market value of the property, it is income from discharge of indebtedness unless it qualifies for exclusion under *Excluded debt*, later. Report any income from discharge of indebtedness on nonbusiness debt that does not qualify for exclusion as other income on Form 1040, line 21.

If you are not personally liable for a mortgage (nonrecourse debt), and you are relieved of the mortgage when you dispose of the property (such as through foreclosure or repossession), that relief is included in the amount you realize. You may have a taxable gain if the amount you realize exceeds your adjusted basis in the property. Report any gain on nonbusiness property as a capital gain.

See *Foreclosures and Repossessions* in Publication 544 for more information.

Stockholder debt. If you are a stockholder in a corporation and the corporation cancels or forgives your debt to it, the canceled debt is a constructive distribution that is generally dividend income to you. For more information, see Publication 542, Corporations.

If you are a stockholder in a corporation and you cancel a debt owed to you by the corporation, you generally do not realize income. This is because the canceled debt is considered as a contribution to the capital of the corporation equal to the amount of debt principal that you canceled.

Repayment of canceled debt. If you included a canceled amount in your income and later pay the debt, you may be able to file a claim for refund for the year the amount was included in income. You can file a claim on Form 1040X if the statute of limitations for filing a claim is still open. The statute of limitations generally does not end until 3 years after the due date of your original return.

Exceptions

There are several exceptions to the inclusion of canceled debt in income. These are explained next.

Student loans. Certain student loans contain a provision that all or part of the debt incurred to attend the qualified educational institution will be canceled if you work for a certain period of time in certain professions for any of a broad class of employers.

You do not have income if your student loan is canceled after you agreed to this provision and then performed the services required. To qualify, the loan must have been made by:

1. The Federal Government, a state or local government, or an instrumentality, agency, or subdivision thereof,
2. A tax-exempt public benefit corporation that has assumed control of a state, county, or municipal hospital, and whose employees are considered public employees under state law, or
3. An educational institution:
 - a. Under an agreement with an entity described in (1) or (2) that provided the funds to the institution to make the loan, or
 - b. As part of a program of the institution designed to encourage students to serve in occupations or areas with unmet needs and under which the services provided are for or under the direction of a governmental unit or a tax-exempt section 501(c)(3) organization.

Section 501(c)(3) organizations are defined in Publication 525.

A loan to refinance a qualified student loan will also qualify if it was made by an educational institution or a tax-exempt 501(a) organization under its program designed as described in (3)(b) above.

Deductible debt. You do not have income from the cancellation of a debt if your payment of the debt would be deductible. This exception

applies only if you use the cash method of accounting. For more information, see chapter 5 of Publication 334, Tax Guide for Small Business.

Education loan repayment assistance. Education loan repayments made to you by the National Health Service Corps Loan Repayment Program (NHSC Loan Repayment Program) or a state education loan repayment program eligible for funds under the Public Health Service Act are not taxable if you agree to provide primary health services in health professional shortage areas. For more information, see Publication 970, Tax Benefits for Education.

Price reduced after purchase. Generally, if the seller reduces the amount of debt you owe for property you purchased, you do not have income from the reduction. The reduction of the debt is treated as a purchase price adjustment and reduces your basis in the property.

Excluded debt. Do not include a canceled debt in your gross income in the following situations.

- The debt is canceled in a bankruptcy case under title 11 of the U.S. Code. See Publication 908, Bankruptcy Tax Guide.
- The debt is canceled when you are insolvent. However, you cannot exclude any amount of canceled debt that is more than the amount by which you are insolvent. See Publication 908.
- The debt is qualified farm debt and is canceled by a qualified person. See chapter 3 of Publication 225, Farmer's Tax Guide.
- The debt is qualified real property business debt. See chapter 5 of Publication 334.
- The cancellation is intended as a gift.

Host or Hostess

If you host a party at which sales are made, any gift you receive for giving the party is a payment for helping a direct seller make sales. You must report it as income at its fair market value.

Your out-of-pocket party expenses are subject to the 50% limit for meal and entertainment expenses. These expenses are deductible as miscellaneous itemized deductions subject to the 2% of AGI limit on Schedule A (Form 1040), but only up to the amount of income you receive for giving the party.

For more information about the 50% limit for meal and entertainment expenses, see *50% Limit* in chapter 26.

Life Insurance Proceeds

Life insurance proceeds paid to you because of the death of the insured person are not taxable unless the policy was turned over to you for a price. This is true even if the proceeds were paid under an accident or health insurance policy or an endowment contract.

Proceeds not received in installments. If death benefits are paid to you in a lump sum or other than at regular intervals, include in your income only the benefits that are more than the amount payable to you at the time of the insured person's death. If the benefit payable at death is not specified, you include in your income the benefit payments that are more than the present value of the payments at the time of death.

Proceeds received in installments. If you receive life insurance proceeds in installments, you can exclude part of each installment from your income.

To determine the excluded part, divide the amount held by the insurance company (generally the total lump sum payable at the death of the insured person) by the number of installments to be paid. Include anything over this excluded part in your income as interest.

Surviving spouse. If your spouse died before October 23, 1986, and insurance proceeds paid to you because of the death of your spouse are received in installments, you can exclude up to \$1,000 a year of the interest included in the installments. If you remarry, you can continue to take the exclusion.

More information. For more information, see *Life Insurance Proceeds* in Publication 525.

Surrender of policy for cash. If you surrender a life insurance policy for cash, you must include in income any proceeds that are more than the cost of the life insurance policy. In general, your cost (or investment in the contract) is the total of premiums that you paid for the life insurance policy, less any refunded premiums, rebates, dividends, or unrepaid loans that were not included in your income.

You should receive a Form 1099-R showing the total proceeds and the taxable part. Report these amounts on lines 16a and 16b of Form 1040 or lines 12a and 12b of Form 1040A.

Endowment Contract Proceeds

An endowment contract is a policy under which you are paid a specified amount of money on a certain date unless you die before that date, in which case, the money is paid to your designated beneficiary. Endowment proceeds paid in a lump sum to you at maturity are taxable only if the proceeds are more than the cost of the policy. To determine your cost, subtract any amount that you previously received under the contract and excluded from your income from the total premiums (or other consideration) paid for the contract. Include the part of the lump sum payment that is more than your cost in your income.

Accelerated Death Benefits

Certain amounts paid as accelerated death benefits under a life insurance contract or viatical settlement before the insured's death are excluded from income if the insured is terminally or chronically ill.

Viatical settlement. This is the sale or assignment of any part of the death benefit under a life

insurance contract to a viatical settlement provider. A viatical settlement provider is a person who regularly engages in the business of buying or taking assignment of life insurance contracts on the lives of insured individuals who are terminally or chronically ill and who meets the requirements of section 101(g)(2)(B) of the Internal Revenue Code.

Exclusion for terminal illness. Accelerated death benefits are fully excludable if the insured is a terminally ill individual. This is a person who has been certified by a physician as having an illness or physical condition that can reasonably be expected to result in death within 24 months from the date of the certification.

Exclusion for chronic illness. If the insured is a chronically ill individual who is not terminally ill, accelerated death benefits paid on the basis of costs incurred for qualified long-term care services are fully excludable. Accelerated death benefits paid on a *per diem* or other periodic basis are excludable up to a limit. This limit applies to the total of the accelerated death benefits and any periodic payments received from long-term care insurance contracts. For information on the limit and the definitions of chronically ill individual, qualified long-term care services, and long-term care insurance contracts, see *Long-Term Care Insurance Contracts* under *Sickness and Injury Benefits* in chapter 5.

Exception. The exclusion does not apply to any amount paid to a person (other than the insured) who has an insurable interest in the life of the insured because the insured:

- Is a director, officer, or employee of the person, or
- Has a financial interest in the person's business.

Form 8853. To claim an exclusion for accelerated death benefits made on a *per diem* or other periodic basis, you must file Form 8853, Archer MSAs and Long-term Care Insurance Contracts, with your return. You do not have to file Form 8853 to exclude accelerated death benefits paid on the basis of actual expenses incurred.

Public Safety Officer Killed in the Line of Duty

If you are a survivor of a public safety officer who was killed in the line of duty, you may be able to exclude from income certain amounts you receive.

For this purpose, the term public safety officer includes law enforcement officers, firefighters, chaplains, and rescue squad and ambulance crew members. For more information, see Publication 559, *Survivors, Executors, and Administrators*.

Partnership Income

A partnership generally is not a taxable entity. The income, gains, losses, deductions, and credits of a partnership are passed through to

the partners based on each partner's distributive share of these items.

Schedule K-1 (Form 1065). Although a partnership generally pays no tax, it must file an information return on Form 1065, U.S. Return of Partnership Income, and send Schedule K-1 (Form 1065) to each partner. In addition, the partnership will send each partner a copy of the Partner's Instructions for Schedule K-1 (Form 1065) to help each partner report his or her share of the partnership's income, deductions, credits, and tax preference items.



Keep Schedule K-1 (Form 1065) for your records. Do not attach it to your Form 1040.

For more information on partnerships, see Publication 541, *Partnerships*.

S Corporation Income

In general, an S corporation does not pay tax on its income. Instead, the income, losses, deductions, and credits of the corporation are passed through to the shareholders based on each shareholder's *pro rata* share.

Schedule K-1 (Form 1120S). An S corporation must file a return on Form 1120S, U.S. Income Tax Return for an S Corporation, and send Schedule K-1 (Form 1120S) to each shareholder. In addition, the S corporation will send each shareholder a copy of the Shareholder's Instructions for Schedule K-1 (Form 1120S) to help each shareholder report his or her share of the S corporation's income, losses, credits, and deductions.



Keep Schedule K-1 (Form 1120S) for your records. Do not attach it to your Form 1040.

For more information on S corporations and their shareholders, see Instructions for Form 1120S.

Recoveries

A recovery is a return of an amount you deducted or took a credit for in an earlier year. The most common recoveries are refunds, reimbursements, and rebates of deductions itemized on Schedule A (Form 1040). You also may have recoveries of non-itemized deductions (such as payments on previously deducted bad debts) and recoveries of items for which you previously claimed a tax credit.

Tax benefit rule. You must include a recovery in your income in the year you receive it up to the amount by which the deduction or credit you took for the recovered amount reduced your tax in the earlier year. For this purpose, any increase to an amount carried over to the current year that resulted from the deduction or credit is considered to have reduced your tax in the earlier year. For more information, see Publication 525.

Federal income tax refund. Refunds of federal income taxes are not included in your in-

come because they are never allowed as a deduction from income.

State tax refund. If you received a state or local income tax refund (or credit or offset) in 2005, you generally must include it in income if you deducted the tax in an earlier year. The payer should send Form 1099-G, *Certain Government Payments*, to you by January 31, 2006. The IRS also will receive a copy of the Form 1099-G. Use the State and Local Income Tax Refund worksheet in the 2005 Form 1040 instructions for line 10 to figure the amount (if any) to include in your income.

For 2004 you could choose to deduct:

- State and local income taxes, or
- State and local general sales taxes.

For 2005, the refund that you must include in income is limited to the excess of the tax you chose to deduct over the tax you did not choose to deduct. For examples, see Publication 525.

Mortgage interest refund. If you received a refund or credit in 2005 of mortgage interest paid in an earlier year, the amount should be shown in box 3 of your Form 1098, *Mortgage Interest Statement*. Do not subtract the refund amount from the interest you paid in 2005. You may have to include it in your income under the rules explained in the following discussions.

Interest on recovery. Interest on any of the amounts you recover must be reported as interest income in the year received. For example, report any interest you received on state or local income tax refunds on Form 1040, line 8a.

Recovery and expense in same year. If the refund or other recovery and the expense occur in the same year, the recovery reduces the deduction or credit and is not reported as income.

Recovery for 2 or more years. If you receive a refund or other recovery that is for amounts you paid in 2 or more separate years, you must allocate, on a *pro rata* basis, the recovered amount between the years in which you paid it. This allocation is necessary to determine the amount of recovery from any earlier years and to determine the amount, if any, of your allowable deduction for this item for the current year. For information on how to compute the allocation, see *Recoveries* in Publication 525.

Itemized Deduction Recoveries

If you recover any amount that you deducted in an earlier year on Schedule A (Form 1040), you generally must include the full amount of the recovery in your income in the year you receive it.

Where to report. Enter your state or local income tax refund on Form 1040, line 10, and the total of all other recoveries as other income on Form 1040, line 21. You cannot use Form 1040A or Form 1040EZ.

Standard deduction limit. You generally are allowed to claim the standard deduction if you do not itemize your deductions. Only your itemized deductions that are more than your standard deduction are subject to the recovery rule (unless you are required to itemize your deduc-

tions). If your total deductions on the earlier year return were not more than your income for that year, include in your income this year the lesser of:

- Your recoveries, or
- The amount by which your itemized deductions exceeded the standard deduction.

Example. For 2004, you filed a joint return. Your taxable income was \$60,000 and you were not entitled to any tax credits. Your standard deduction was \$9,700, and you had itemized deductions of \$11,000. In 2005, you received the following recoveries for amounts deducted on your 2004 return:

Medical expenses	\$200
State and local income tax refund	400
Refund of mortgage interest	325
Total recoveries	\$925

None of the recoveries were more than the deductions taken for 2004. The difference between the state and local income tax you deducted and your local general sales tax was more than \$400.

Your total recoveries are less than the amount by which your itemized deductions exceeded the standard deduction (\$11,000 – 9,700 = \$1,300), so you must include your total recoveries in your income for 2005. Report the state and local income tax refund of \$400 on Form 1040, line 10, and the balance of your recoveries, \$525, on Form 1040, line 21.

Standard deduction for earlier years. To determine if amounts recovered in 2005 must be included in your income, you must know the standard deduction for your filing status for the year the deduction was claimed. Standard deduction amounts for 2004, 2003, and 2002 are in Publication 525.

Example. You filed a joint return for 2004 with taxable income of \$45,000. Your itemized deductions were \$10,350. The standard deduction that you could have claimed was \$9,700. In 2005 you recovered \$2,100 of your 2004 itemized deductions. None of the recoveries were more than the actual deductions for 2004. Include \$650 of the recoveries in your 2005 income. This is the smaller of your recoveries (\$2,100) or the amount by which your itemized deductions were more than the standard deduction (\$10,350 – 9,700 = \$650).

Recovery limited to deduction. You do not include in your income any amount of your recovery that is more than the amount you deducted in the earlier year. The amount you include in your income is limited to the smaller of:

- The amount deducted on Schedule A (Form 1040), or
- The amount recovered.

Example. During 2004 you paid \$1,700 for medical expenses. From this amount you subtracted \$1,500, which was 7.5% of your adjusted gross income. Your actual medical expense deduction was \$200. In 2005, you received a \$500 reimbursement from your medical insurance for

your 2004 expenses. The only amount of the \$500 reimbursement that must be included in your income for 2005 is \$200—the amount actually deducted.

Other recoveries. See *Recoveries* in Publication 525 if:

- You have recoveries of items other than itemized deductions, or
- You received a recovery for an item for which you claimed a tax credit (other than investment credit or foreign tax credit) in a prior year.

Rents from Personal Property

If you rent out personal property, such as equipment or vehicles, how you report your income and expenses is generally determined by:

- Whether or not the rental activity is a business, and
- Whether or not the rental activity is conducted for profit.

Generally, if your primary purpose is income or profit and you are involved in the rental activity with continuity and regularity, your rental activity is a business. See Publication 535, *Business Expenses*, for details on deducting expenses for both business and not-for-profit activities.

Reporting business income and expenses.

If you are in the business of renting personal property, report your income and expenses on Schedule C or Schedule C-EZ (Form 1040). The form instructions have information on how to complete them.

Reporting nonbusiness income. If you are not in the business of renting personal property, report your rental income on Form 1040, line 21. List the type and amount of the income on the dotted line next to line 21.

Reporting nonbusiness expenses. If you rent personal property for profit, include your rental expenses in the total amount you enter on Form 1040, line 36. Also enter the amount and “PPR” on the dotted line next to line 36.

If you do not rent personal property for profit, your deductions are limited and you cannot report a loss to offset other income. See *Activity not for profit*, under *Other Income*, later.

Repayments

If you had to repay an amount that you included in your income in an earlier year, you may be able to deduct the amount repaid from your income for the year in which you repaid it. Or, if the amount you repaid is more than \$3,000, you may be able to take a credit against your tax for the year in which you repaid it. Generally, you can claim a deduction or credit only if the repayment qualifies as an expense or loss incurred in your trade or business or in a for-profit transaction.

Type of deduction. The type of deduction you are allowed in the year of repayment depends on the type of income you included in the earlier year. You generally deduct the repayment on the same form or schedule on which you previously reported it as income. For example, if you reported it as self-employment income, deduct it as a business expense on Schedule C or Schedule C-EZ (Form 1040) or Schedule F (Form 1040). If you reported it as a capital gain, deduct it as a capital loss on Schedule D (Form 1040). If you reported it as wages, unemployment compensation, or other nonbusiness income, deduct it as a miscellaneous itemized deduction on Schedule A (Form 1040).

Repayment of \$3,000 or less. If the amount you repaid was \$3,000 or less, deduct it from your income in the year you repaid it. If you must deduct it as a miscellaneous itemized deduction, enter it on Schedule A (Form 1040), line 22.

Repayment over \$3,000. If the amount you repaid was more than \$3,000, you can deduct the repayment (as explained under *Type of deduction*, earlier). However, you can instead choose to take a tax credit for the year of repayment if you included the income under a claim of right. This means that at the time you included the income, it appeared that you had an unrestricted right to it. If you qualify for this choice, figure your tax under both methods and compare the results. Use the method (deduction or credit) that results in less tax.

Method 1. Figure your tax for 2005 claiming a deduction for the repaid amount. If you must deduct it as a miscellaneous itemized deduction, enter it on Schedule A (Form 1040), line 27.

Method 2. Figure your tax for 2005 claiming a credit for the repaid amount. Follow these steps.

1. Figure your tax for 2005 without deducting the repaid amount.
2. Refigure your tax from the earlier year without including in income the amount you repaid in 2005.
3. Subtract the tax in (2) from the tax shown on your return for the earlier year. This is the credit.
4. Subtract the answer in (3) from the tax for 2005 figured without the deduction (Step 1).

If method 1 results in less tax, deduct the amount repaid. If method 2 results in less tax, claim the credit figured in (3) above on Form 1040, line 70, and enter “I.R.C. 1341” next to line 70.

An example of this computation can be found in Publication 525.

Repaid social security benefits. If you repaid social security benefits, see *Repayment of benefits* in chapter 11.

Royalties

Royalties from copyrights, patents, and oil, gas, and mineral properties are taxable as ordinary income.

You generally report royalties in Part I of Schedule E (Form 1040). However, if you hold an operating oil, gas, or mineral interest or are in business as a self-employed writer, inventor, artist, etc., report your income and expenses on Schedule C or Schedule C-EZ (Form 1040).

Copyrights and patents. Royalties from copyrights on literary, musical, or artistic works, and similar property, or from patents on inventions, are amounts paid to you for the right to use your work over a specified period of time. Royalties generally are based on the number of units sold, such as the number of books, tickets to a performance, or machines sold.

Oil, gas, and minerals. Royalty income from oil, gas, and mineral properties is the amount you receive when natural resources are extracted from your property. The royalties are based on units, such as barrels, tons, etc., and are paid to you by a person or company who leases the property from you.

Depletion. If you are the owner of an economic interest in mineral deposits or oil and gas wells, you can recover your investment through the depletion allowance. For information on this subject, see chapter 10 of Publication 535.

Coal and iron ore. Under certain circumstances, you can treat amounts you receive from the disposal of coal and iron ore as payments from the sale of a capital asset, rather than as royalty income. For information about gain or loss from the sale of coal and iron ore, see Publication 544.

Sale of property interest. If you sell your complete interest in oil, gas, or mineral rights, the amount you receive is considered payment for the sale of section 1231 property, not royalty income. Under certain circumstances, the sale is subject to capital gain or loss treatment on Schedule D (Form 1040). For more information on selling section 1231 property, see chapter 3 of Publication 544.

If you retain a royalty, an overriding royalty, or a net profit interest in a mineral property for the life of the property, you have made a lease or a sublease, and any cash you receive for the assignment of other interests in the property is ordinary income subject to a depletion allowance.

Part of future production sold. If you own mineral property but sell part of the future production, you generally treat the money you receive from the buyer at the time of the sale as a loan from the buyer. Do not include it in your income or take depletion based on it.

When production begins, you include all the proceeds in your income, deduct all the production expenses, and deduct depletion from that amount to arrive at your taxable income from the property.

Unemployment Benefits

The tax treatment of unemployment benefits you receive depends on the type of program paying the benefits.

Unemployment compensation. You must include in your income all unemployment compensation you receive. You should receive a Form 1099-G, Certain Government Payments, showing the amount paid to you. Generally, you enter unemployment compensation on line 19 of Form 1040, line 13 of Form 1040A, or line 3 of Form 1040EZ.

Types of unemployment compensation. Unemployment compensation generally includes any amount received under an unemployment compensation law of the United States or of a state. It includes the following benefits.

- Benefits paid by a state or the District of Columbia from the Federal Unemployment Trust Fund.
- State unemployment insurance benefits.
- Railroad unemployment compensation benefits.
- Disability payments from a government program paid as a substitute for unemployment compensation. (Amounts received as workers' compensation for injuries or illness are not unemployment compensation. See chapter 5 for more information.)
- Trade readjustment allowances under the Trade Act of 1974.
- Unemployment assistance under the Disaster Relief and Emergency Assistance Act.

Governmental program. If you contribute to a governmental unemployment compensation program and your contributions are not deductible, amounts you receive under the program are not included as unemployment compensation until you recover your contributions.

Repayment of unemployment compensation. If you repaid in 2005 unemployment compensation you received in 2005, subtract the amount you repaid from the total amount you received and enter the difference on line 19 of Form 1040, line 13 of Form 1040A, or line 3 of Form 1040EZ. On the dotted line next to your entry enter "Repaid" and the amount you repaid. If you repaid unemployment compensation in 2005 that you included in income in an earlier year, you can deduct the amount repaid on Schedule A (Form 1040), line 22, if you itemize deductions. If the amount is more than \$3,000, see *Repayments*, earlier.

Tax withholding. You can choose to have federal income tax withheld from your unemployment compensation. To make this choice, complete Form W-4V, Voluntary Withholding Request, and give it to the paying office. Tax will be withheld at 10% of your payment.



If you do not choose to have tax withheld from your unemployment compensation, you may be liable for estimated tax. For more information on estimated tax, see chapter 4.

Supplemental unemployment benefits. Benefits received from an employer-financed fund (to which the employees did not contribute) are not unemployment compensation. They are taxable as wages and are subject to withholding

for income tax. They may be subject to social security and Medicare taxes. For more information, see *Supplemental Unemployment Benefits* in section 5 of Publication 15-A, Employer's Supplemental Tax Guide. Report these payments on line 7 of Form 1040 or Form 1040A or on line 1 of Form 1040EZ.

Repayment of benefits. You may have to repay some of your supplemental unemployment benefits to qualify for trade readjustment allowances under the Trade Act of 1974. If you repay supplemental unemployment benefits in the same year you receive them, reduce the total benefits by the amount you repay. If you repay the benefits in a later year, you must include the full amount of the benefits received in your income for the year you received them.

Deduct the repayment in the later year as an adjustment to gross income on Form 1040. (You cannot use Form 1040A or Form 1040EZ.) Include the repayment on Form 1040, line 36, and enter "Sub-Pay TRA" and the amount on the dotted line next to line 36. If the amount you repay in a later year is more than \$3,000, you may be able to take a credit against your tax for the later year instead of deducting the amount repaid. For more information on this, see *Repayments*, earlier.

Private unemployment fund. Unemployment benefit payments from a private (nonunion) fund to which you voluntarily contribute are taxable only if the amounts you receive are more than your total payments into the fund. Report the taxable amount on Form 1040, line 21.

Payments by a union. Benefits paid to you as an unemployed member of a union from regular union dues are included in your income on Form 1040, line 21. However, if the unemployment benefits are paid from a special fund to which you contributed, your payments to the fund are not deductible, and the benefit payments are includible in your income only to the extent they are more than your contributions.

Guaranteed annual wage. Payments you receive from your employer during periods of unemployment, under a union agreement that guarantees you full pay during the year, are taxable as wages. Include them on line 7 of Form 1040 or Form 1040A or on line 1 of Form 1040EZ.

State employees. Payments similar to a state's unemployment compensation may be made by the state to its employees who are not covered by the state's unemployment compensation law. Although the payments are fully taxable, do not report them as unemployment compensation. Report these payments on Form 1040, line 21.

Welfare and Other Public Assistance Benefits

Do not include in your income governmental benefit payments from a public welfare fund based upon need, such as payments due to blindness. Payments from a state fund for the victims of crime should not be included in the

victims' incomes if they are in the nature of welfare payments. Do not deduct medical expenses that are reimbursed by such a fund. You must include in your income any welfare payments that are compensation for services or that are obtained fraudulently.

Alternative trade adjustment assistance (ATAA) payments. Payments you receive from a state agency under the Demonstration Project for Alternative Trade Adjustment Assistance for Older Workers (ATAA) must be included in your income. The state must send you Form 1099-G to advise you of the amount you should include in income. The amount should be reported on Form 1040, line 21.

Persons with disabilities. If you have a disability, you must include in income compensation you receive for services you perform unless the compensation is otherwise excluded. However, you do not include in income the value of goods, services, and cash that you receive, not in return for your services, but for your training and rehabilitation because you have a disability. Excludable amounts include payments for transportation and attendant care, such as interpreter services for the deaf, reader services for the blind, and services to help mentally retarded persons do their work.

Disaster relief grants. Do not include post-disaster grants received under the Disaster Relief and Emergency Assistance Act in your income if the grant payments are made to help you meet necessary expenses or serious needs for medical, dental, housing, personal property, transportation, or funeral expenses. Do not deduct casualty losses or medical expenses that are specifically reimbursed by these disaster relief grants. Unemployment assistance payments under the Act are taxable unemployment compensation. See *Unemployment compensation* under *Unemployment Benefits*, earlier.

Disaster relief payments. You can exclude from income any amount you receive that is a qualified disaster relief payment. A qualified disaster relief payment is an amount paid to you:

1. To reimburse or pay reasonable and necessary personal, family, living, or funeral expenses that result from a qualified disaster,
2. To reimburse or pay reasonable and necessary expenses incurred for the repair or rehabilitation of your home or repair or replacement of its contents to the extent it is due to a qualified disaster,
3. By a person engaged in the furnishing or sale of transportation as a common carrier because of the death or personal physical injuries incurred as a result of a qualified disaster, or
4. By a federal, state, or local government, or agency, or instrumentality in connection with a qualified disaster in order to promote the general welfare.

You can only exclude this amount to the extent any expense it pays for is not paid for by insurance or otherwise. The exclusion does not apply if you were a participant or conspirator in a terrorist action or his or her representative.

A qualified disaster is:

- A disaster which results from a terrorist or military action,
- A Presidentially declared disaster, or
- A disaster which results from an accident involving a common carrier, or from any other event, which is determined to be catastrophic by the Secretary of the Treasury or his or her delegate.

For amounts paid under item (4), a disaster is qualified if it is determined by an applicable federal, state, or local authority to warrant assistance from the federal, state, or local government, agency, or instrumentality.

Disaster mitigation payments. You can also exclude from income any amount you receive that is a qualified disaster mitigation payment. Like qualified disaster relief payments, qualified disaster mitigation payments are also most commonly paid to you in the period immediately following damage to property as a result of a natural disaster. However, disaster mitigation payments are grants you use to mitigate (reduce the severity of) potential damage from future natural disasters. They are paid to you through state and local governments based on the provisions of the Robert T. Stafford Disaster Relief and Emergency Assistance Act or the National Flood Insurance Act.

You cannot increase the basis or adjusted basis of your property for improvements made with nontaxable disaster mitigation payments.

If in a previous year you filed a tax return reporting disaster mitigation payments as taxable income, you should file Form 1040X to claim a refund. You must file an amended return for tax years that are not closed by the statute of limitations. The statute of limitations generally does not end until 3 years after the due date of your original return.

Mortgage assistance payments. Payments made under section 235 of the National Housing Act for mortgage assistance are not included in the homeowner's income. Interest paid for the homeowner under the mortgage assistance program cannot be deducted.

Medicare. Medicare benefits received under title XVIII of the Social Security Act are not includible in the gross income of the individuals for whom they are paid. This includes basic (part A (Hospital Insurance Benefits for the Aged)) and supplementary (part B (Supplementary Medical Insurance Benefits for the Aged)).

Old-age, survivors, and disability insurance benefits (OASDI). OASDI payments under section 202 of title II of the Social Security Act are not includible in the gross income of the individuals for whom they are paid. This applies to old-age insurance benefits, and insurance benefits for wives, husbands, children, widows, widowers, mothers and fathers, and parents, as well as the lump-sum death payment.

Nutrition Program for the Elderly. Food benefits you receive under the Nutrition Program for the Elderly are not taxable. If you prepare and serve free meals for the program, include in your income as wages the cash pay you receive, even if you are also eligible for food benefits.

Payments to reduce cost of winter energy.

Payments made by a state to qualified people to reduce their cost of winter energy use are not taxable.

Other Income

The following brief discussions are arranged in alphabetical order. Income items that are discussed in greater detail in another publication include a reference to that publication.

Activity not for profit. You must include on your return income from an activity from which you do not expect to make a profit. An example of this type of activity is a hobby or a farm you operate mostly for recreation and pleasure. Enter this income on Form 1040, line 21. Deductions for expenses related to the activity are limited. They cannot total more than the income you report and can be taken only if you itemize deductions on Schedule A (Form 1040). See *Not-for-Profit Activities* in chapter 1 of Publication 535 for information on whether an activity is considered carried on for a profit.

Alaska Permanent Fund dividend. If you received a payment from Alaska's mineral income fund (Alaska Permanent Fund dividend), report it as income on line 21 of Form 1040, line 13 of Form 1040A, or line 3 of Form 1040EZ. The state of Alaska sends each recipient a document that shows the amount of the payment with the check. The amount is also reported to IRS.

Alimony. Include in your income on Form 1040, line 11, any alimony payments you receive. Amounts you receive for child support are not income to you. Alimony and child support payments are discussed in chapter 18.

Bribes. If you receive a bribe, include it in your income.

Campaign contributions. These contributions are not income to a candidate unless they are diverted to his or her personal use. To be exempt from tax, the contributions must be spent for campaign purposes or kept in a fund for use in future campaigns. However, interest earned on bank deposits, dividends received on contributed securities, and net gains realized on sales of contributed securities are taxable and must be reported on Form 1120-POL, U.S. Income Tax Return for Certain Political Organizations. Excess campaign funds transferred to an office account must be included in the officeholder's income on Form 1040, line 21, in the year transferred.

Cash rebates. A cash rebate you receive from a dealer or manufacturer of an item you buy is not income, but you must reduce your basis by the amount of the rebate.

Example. You buy a new car for \$9,000 cash and receive a \$400 rebate check from the manufacturer. The \$400 is not income to you. Your basis in the car is \$8,600. This is your basis on which you figure gain or loss if you sell the car, and depreciation if you use it for business.

Casualty insurance and other reimbursements. You generally should not report these reimbursements on your return, unless you are figuring gain or loss from the casu-

alty or theft. See Publication 547, Casualties, Disasters, and Thefts, for more information.

Child support payments. You should not report these payments on your return. See Publication 504, Divorced or Separated Individuals, for more information.

Court awards and damages. To determine if settlement amounts you receive by compromise or judgment must be included in your income, you must consider the item that the settlement replaces. Include the following as ordinary income.

1. Interest on any award.
2. Compensation for lost wages or lost profits in most cases.
3. Punitive damages. It does not matter if they relate to a physical injury or physical sickness.
4. Amounts received in settlement of pension rights (if you did not contribute to the plan).
5. Damages for:
 - a. Patent or copyright infringement,
 - b. Breach of contract, or
 - c. Interference with business operations.
6. Back pay and damages for emotional distress received to satisfy a claim under Title VII of the Civil Rights Act of 1964.
7. Attorney fees and costs (including contingent fees) where the underlying recovery is included in gross income.

Do not include in your income compensatory damages for personal physical injury or physical sickness (whether received in a lump sum or installments).

Emotional distress. Emotional distress itself is not a physical injury or physical sickness, but damages you receive for emotional distress due to a physical injury or sickness are treated as received for the physical injury or sickness. Do not include them in your income.

If the emotional distress is due to a personal injury that is not due to a physical injury or sickness (for example, employment discrimination or injury to reputation), you must include the damages in your income, except for any damages you receive for medical care due to that emotional distress. Emotional distress includes physical symptoms that result from emotional distress, such as headaches, insomnia, and stomach disorders.

Deduction for costs involved in unlawful discrimination suits. You may be able to deduct attorney fees and court costs paid to recover a judgement or settlement for a claim of unlawful discrimination under various provisions of federal, state, and local law listed in Internal Revenue Code section 62(e), a claim against the United States government, or a claim under section 1862(b)(3)(A) of the Social Security Act. For more information, see Publication 525.

Credit card insurance. Generally, if you receive benefits under a credit card disability or unemployment insurance plan, the benefits are taxable to you. These plans make the minimum monthly payment on your credit card account if you cannot make the payment due to injury,

illness, disability, or unemployment. Report on Form 1040, line 21, the amount of benefits you received during the year that is more than the amount of the premiums you paid during the year.

Employment agency fees. If you get a job through an employment agency, and the fee is paid by your employer, the fee is not includible in your income if you are not liable for it. However, if you pay it and your employer reimburses you for it, it is includible in your income.

Energy conservation subsidies. You can exclude from gross income any subsidy provided, either directly or indirectly, by public utilities for the purchase or installation of an energy conservation measure for a dwelling unit.

Energy conservation measure. This includes installations or modifications that are primarily designed to reduce consumption of electricity or natural gas, or improve the management of energy demand.

Dwelling unit. This includes a house, apartment, condominium, mobile home, boat, or similar property. If a building or structure contains both dwelling and other units, any subsidy must be properly allocated.

Estate and trust income. An estate or trust, unlike a partnership, may have to pay federal income tax. If you are a beneficiary of an estate or trust, you may be taxed on your share of its income distributed or required to be distributed to you. However, there is never a double tax. Estates and trusts file their returns on Form 1041, U.S. Income Tax Return for Estates and Trusts, and your share of the income is reported to you on Schedule K-1 (Form 1041).

Current income required to be distributed. If you are the beneficiary of an estate or trust that must distribute all of its current income, you must report your share of the distributable net income, whether or not you actually received it.

Current income not required to be distributed. If you are the beneficiary of an estate or trust and the fiduciary has the choice of whether to distribute all or part of the current income, you must report:

- All income that is required to be distributed to you, whether or not it is actually distributed, plus
- All other amounts actually paid or credited to you,

up to the amount of your share of distributable net income.

How to report. Treat each item of income the same way that the estate or trust would treat it. For example, if a trust's dividend income is distributed to you, you report the distribution as dividend income on your return. The same rule applies to distributions of tax-exempt interest and capital gains.

The fiduciary of the estate or trust must tell you the type of items making up your share of the estate or trust income and any credits you are allowed on your individual income tax return.

Losses. Losses of estates and trusts generally are not deductible by the beneficiaries.

Grantor trust. Income earned by a grantor trust is taxable to the grantor, not the benefi-

ciary, if the grantor keeps certain control over the trust. (The grantor is the one who transferred property to the trust.) This rule applies if the property (or income from the property) put into the trust will or may revert (be returned) to the grantor or the grantor's spouse.

Generally, a trust is a grantor trust if the grantor has a reversionary interest valued (at the date of transfer) at more than 5% of the value of the transferred property.

Expenses paid by another. If your personal expenses are paid for by another person, such as a corporation, the payment may be taxable to you depending upon your relationship with that person and the nature of the payment. But if the payment makes up for a loss caused by that person, and only restores you to the position you were in before the loss, the payment is not includible in your income.

Fees for services. Include all fees for your services in your income. Examples of these fees are amounts you receive for services you perform as:

- A corporate director,
- An executor, administrator, or personal representative of an estate,
- A notary public, or
- An election precinct official.

Nonemployee compensation. If you are not an employee and the fees for your services from the same payer total \$600 or more for the year, you may receive a Form 1099-MISC. You may need to report your fees as self-employment income. See *Self-Employed Persons*, in chapter 1, for a discussion of when you are considered self-employed.

Corporate director. Corporate director fees are self-employment income. Report these payments on Schedule C or Schedule C-EZ (Form 1040).

Personal representatives. All personal representatives must include in their gross income fees paid to them from an estate. If you are not in the trade or business of being an executor (for instance, you are the executor of a friend's or relative's estate), report these fees on Form 1040, line 21. If you are in the trade or business of being an executor, report these fees as self-employment income on Schedule C or Schedule C-EZ (Form 1040). The fee is not includible in income if it is waived.

Notary public. Report payments for these services on Schedule C or Schedule C-EZ (Form 1040). These payments are not subject to self-employment tax. (See the separate instructions for Schedule SE (Form 1040) for details.)

Election precinct official. You should receive a Form W-2 showing payments for services performed as an election official or election worker. Report these payments on line 7 of Form 1040 or Form 1040A or on line 1 of Form 1040EZ.

Foster-care providers. Payments you receive from a state, political subdivision, or a qualified foster care placement agency for providing care to qualified foster individuals in your home generally are not included in your income. However, you must include in your income pay-

ments received for the care of more than 5 individuals age 19 or older and certain difficulty-of-care payments.

A qualified foster individual is a person who:

1. Is living in a foster family home, and
2. Was placed there by:
 - a. An agency of a state or one of its political subdivisions, or
 - b. A qualified foster care placement agency.

Difficulty-of-care payments. These are additional payments that are designated by the payer as compensation for providing the additional care that is required for physically, mentally, or emotionally handicapped qualified foster individuals. A state must determine that the additional compensation is needed, and the care for which the payments are made must be provided in your home.

You must include in your income difficulty-of-care payments received for more than:

- 10 qualified foster individuals under age 19, or
- 5 qualified foster individuals age 19 or older.

Maintaining space in home. If you are paid to maintain space in your home for emergency foster care, you must include the payment in your income.

Reporting taxable payments. If you receive payments that you must include in your income, you are in business as a foster-care provider and you are self-employed. Report the payments on Schedule C or Schedule C-EZ (Form 1040). See Publication 587, Business Use of Your Home (Including Use by Daycare Providers), to help you determine the amount you can deduct for the use of your home.

Found property. If you find and keep property that does not belong to you that has been lost or abandoned (treasure-trove), it is taxable to you at its fair market value in the first year it is your undisputed possession.

Free tour. If you received a free tour from a travel agency for organizing a group of tourists, you must include its value in your income. Report the fair market value of the tour on Form 1040, line 21, if you are not in the trade or business of organizing tours. You cannot deduct your expenses in serving as the voluntary leader of the group at the group's request. If you organize tours as a trade or business, report the tour's value on Schedule C or Schedule C-EZ (Form 1040).

Gambling winnings. You must include your gambling winnings in income on Form 1040, line 21. If you itemize your deductions on Schedule A (Form 1040), you can deduct gambling losses you had during the year, but only up to the amount of your winnings. See chapter 28 for information on recordkeeping.

Lotteries and raffles. Winnings from lotteries and raffles are gambling winnings. In addition to cash winnings, you must include in your

income the fair market value of bonds, cars, houses, and other noncash prizes.



If you win a state lottery prize payable in installments, see Publication 525 for more information.

Form W-2G. You may have received a Form W-2G, Certain Gambling Winnings, showing the amount of your gambling winnings and any tax taken out of them. Include the amount from box 1 on Form 1040, line 21. Include the amount shown in box 2 on Form 1040, line 64, as federal income tax withheld.

Gifts and inheritances. Generally, property you receive as a gift, bequest, or inheritance is not included in your income. However, if property you receive this way later produces income such as interest, dividends, or rents, that income is taxable to you. If property is given to a trust and the income from it is paid, credited, or distributed to you, that income is also taxable to you. If the gift, bequest, or inheritance is the income from the property, that income is taxable to you.

Inherited pension or IRA. If you inherited a pension or an individual retirement arrangement (IRA), you may have to include part of the inherited amount in your income. See chapter 10 if you inherited a pension. See chapter 17 if you inherited an IRA.

Hobby losses. Losses from a hobby are not deductible from other income. A hobby is an activity from which you do not expect to make a profit. See *Activity not for profit*, earlier.



If you collect stamps, coins, or other items as a hobby for recreation and pleasure, and you sell any of the items, your gain is taxable as a capital gain. (See chapter 16.) However, if you sell items from your collection at a loss, you cannot deduct the loss.

Holocaust victims restitution. Restitution payments you receive as a Holocaust victim (or the heir of a Holocaust victim) and interest earned on the payments, including interest earned on amounts held in certain escrow accounts or funds, are not taxable. You also do not include them in any computations in which you would ordinarily add excludable income to your adjusted gross income, such as the computation to determine the taxable part of social security benefits. If the payments are made in property, your basis in the property is its fair market value when you receive it.

Excludable restitution payments are payments or distributions made by any country or any other entity because of persecution of an individual on the basis of race, religion, physical or mental disability, or sexual orientation by Nazi Germany, any other Axis regime, or any other Nazi-controlled or Nazi-allied country, whether the payments are made under a law or as a result of a legal action. They include compensation or reparation for property losses resulting from Nazi persecution, including proceeds under insurance policies issued before and during World War II by European insurance companies.

Illegal income. Illegal income, such as money from dealing illegal drugs, must be included in your income on Form 1040, line 21, or on

Schedule C or Schedule C-EZ (Form 1040) if from your self-employment activity.

Indian fishing rights. If you are a member of a qualified Indian tribe that has fishing rights secured by treaty, executive order, or an Act of Congress as of March 17, 1988, do not include in your income amounts you receive from activities related to those fishing rights. The income is not subject to income tax, self-employment tax, or employment taxes.

Interest on frozen deposits. In general, you exclude from your income the amount of interest earned on a frozen deposit. See *Interest income on frozen deposits* in chapter 7.

Interest on qualified savings bonds. You may be able to exclude from income the interest from qualified U.S. savings bonds you redeem if you pay qualified higher educational expenses in the same year. For more information on this exclusion, see *Education Savings Bond Program* under *U.S. Savings Bonds* in chapter 7.

Job interview expenses. If a prospective employer asks you to appear for an interview and either pays you an allowance or reimburses you for your transportation and other travel expenses, the amount you receive is generally not taxable. You include in income only the amount you receive that is more than your actual expenses.

Jury duty. Jury duty pay you receive must be included in your income on Form 1040, line 21. If you must give the pay to your employer because your employer continues to pay your salary while you serve on the jury, you can deduct the amount turned over to your employer as an adjustment to your income. Include the amount you repay your employer on Form 1040, line 36. Enter "Jury Pay" and the amount on the dotted line next to line 36.

Kickbacks. You must include kickbacks, side commissions, push money, or similar payments you receive in your income on Form 1040, line 21, or on Schedule C or Schedule C-EZ (Form 1040), if from your self-employment activity.

Example. You sell cars and help arrange car insurance for buyers. Insurance brokers pay back part of their commissions to you for referring customers to them. You must include the kickbacks in your income.

Medical savings accounts (MSAs). You generally do not include in income amounts you withdraw from your Archer MSA or Medicare Advantage MSA if you use the money to pay for qualified medical expenses. Generally, qualified medical expenses are those you can deduct on Schedule A (Form 1040), Itemized Deductions. For more information about qualified medical expenses, see chapter 21. For more information about Archer MSAs or Medicare Advantage MSAs, see Publication 969, Health Savings Accounts and Other Tax-Favored Health Plans.

Prizes and awards. If you win a prize in a lucky number drawing, television or radio quiz program, beauty contest, or other event, you must include it in your income. For example, if you win a \$50 prize in a photography contest, you must report this income on Form 1040, line 21. If you refuse to accept a prize, do not include its value in your income.

Prizes and awards in goods or services must be included in your income at their fair market value.

Employee awards or bonuses. Cash awards or bonuses given to you by your employer for good work or suggestions generally must be included in your income as wages. However, certain noncash employee achievement awards can be excluded from income. See *Bonuses and awards* in chapter 5.

Pulitzer, Nobel, and similar prizes. If you were awarded a prize in recognition of accomplishments in religious, charitable, scientific, artistic, educational, literary, or civic fields, you generally must include the value of the prize in your income. However, you do not include this prize in your income if you meet all of the following requirements.

- You were selected without any action on your part to enter the contest or proceeding.
- You are not required to perform substantial future services as a condition to receiving the prize or award.
- The prize or award is transferred by the payer directly to a governmental unit or tax-exempt charitable organization as designated by you.

See Publication 525 for more information about the conditions that apply to the transfer.

Qualified tuition programs (QTPs). A qualified tuition program (also known as a 529 program) is a program set up to allow you to either prepay, or contribute to an account established for paying, a student's qualified higher education expenses at an eligible educational institution. A program can be established and maintained by a state, an agency or instrumentality of a state, or an eligible educational institution.

The part of a distribution representing the amount paid or contributed to a QTP is not included in income. This is a return of the investment in the program.

The beneficiary generally does not include in income any earnings distributed from a QTP if the total distribution is less than or equal to adjusted qualified higher education expenses. See Publication 970 for more information.

Railroad retirement annuities. The following types of payments are treated as pension or annuity income and are taxable under the rules explained in chapter 11.

- Tier 1 railroad retirement benefits that are more than the social security equivalent benefit.
- Tier 2 benefits.
- Vested dual benefits.

Rewards. If you receive a reward for providing information, include it in your income.

Sale of home. You may be able to exclude from income all or part of any gain from the sale or exchange of a personal residence. See chapter 15.

Sale of personal items. If you sold an item you owned for personal use, such as a car, refrigerator, furniture, stereo, jewelry, or silverware, your gain is taxable as a capital gain. Report it on Schedule D (Form 1040). You cannot deduct a loss.

However, if you sold an item you held for investment, such as gold or silver bullion, coins, or gems, any gain is taxable as a capital gain and any loss is deductible as a capital loss.

Example. You sold a painting on an online auction website for \$100. You bought the painting for \$20 at a garage sale years ago. Report your gain as a capital gain on Schedule D (Form 1040).

Scholarships and fellowships. A candidate for a degree can exclude amounts received as a qualified scholarship or fellowship. A qualified scholarship or fellowship is any amount you receive that is for:

- Tuition and fees to enroll at or attend an educational institution, or
- Fees, books, supplies, and equipment required for courses at the educational institution.

Amounts used for room and board do not qualify for the exclusion. See Publication 970 for more information on qualified scholarships and fellowship grants.

Payment for services. Generally, you must include in income the part of any scholarship or fellowship that represents payment for past, present, or future teaching, research, or other services. This applies even if all candidates for a degree must perform the services to receive the degree.

For information about the rules that apply to a tax-free qualified tuition reduction provided to

employees and their families by an educational institution, see Publication 970.

VA payments. Allowances paid by the Department of Veterans Affairs are not included in your income. These allowances are not considered scholarship or fellowship grants.

Prizes. Scholarship prizes won in a contest are not scholarships or fellowships if you do not have to use the prizes for educational purposes. You must include these amounts in your income on Form 1040, line 21, whether or not you use the amounts for educational purposes.

Stolen property. If you steal property, you must report its fair market value in your income in the year you steal it unless in the same year, you return it to its rightful owner.

Transporting school children. Do not include in your income a school board mileage allowance for taking children to and from school if you are not in the business of taking children to school. You cannot deduct expenses for providing this transportation.

Union benefits and dues. Amounts deducted from your pay for union dues, assessments, contributions, or other payments to a union cannot be excluded from your income.

You may be able to deduct some of these payments as a miscellaneous deduction subject to the 2% of AGI limit if they are related to your job and if you itemize deductions on Schedule A (Form 1040). For more information, see *Union Dues and Expenses* in chapter 28.

Strike and lockout benefits. Benefits paid to you by a union as strike or lockout benefits, including both cash and the fair market value of other property, are usually included in your income as compensation. You can exclude these benefits from your income only when the facts clearly show that the union intended them as gifts to you.

Utility rebates. If you are a customer of an electric utility company and you participate in the utility's energy conservation program, you may receive on your monthly electric bill either:

- A reduction in the purchase price of electricity furnished to you (rate reduction), or
- A nonrefundable credit against the purchase price of the electricity.

The amount of the rate reduction or nonrefundable credit is not included in your income.

Part Three.

Gains and Losses

The four chapters in this part discuss investment gains and losses, including how to figure your basis in property. A gain from selling or trading stocks, bonds, or other investment property may be taxed or it may be tax free, at least in part. A loss may or may not be deductible. These chapters also discuss gains from selling property you personally use — including the special rules for selling your home. Nonbusiness casualty and theft losses are discussed in chapter 25 in Part Five.

13.

Basis of Property

Introduction

This chapter discusses how to figure your basis in property. It is divided into the following sections.

- Cost basis.
- Adjusted basis.
- Basis other than cost.

Your basis is the amount of your investment in property for tax purposes. Use the basis to figure gain or loss on the sale, exchange, or other disposition of property. Also use it to figure deductions for depreciation, amortization, depletion, and casualty losses.

If you use property for both business or investment purposes and for personal purposes, you must allocate the basis based on the use. Only the basis allocated to the business or investment use of the property can be depreciated.

Your original basis in property is adjusted (increased or decreased) by certain events. For example, if you make improvements to the property, increase your basis. If you take deductions for depreciation or casualty losses, or claim certain credits, reduce your basis.



Keep accurate records of all items that affect the basis of your property. For more information on keeping records, see chapter 1.

Useful Items

You may want to see:

Publication

- ❑ 15-B Employer's Tax Guide to Fringe Benefits
- ❑ 525 Taxable and Nontaxable Income
- ❑ 535 Business Expenses
- ❑ 537 Installment Sales

- ❑ 544 Sales and Other Dispositions of Assets
- ❑ 550 Investment Income and Expenses
- ❑ 551 Basis of Assets
- ❑ 564 Mutual Fund Distributions
- ❑ 946 How To Depreciate Property

Cost Basis

The basis of property you buy is usually its cost. The cost is the amount you pay in cash, debt obligations, other property, or services. Your cost also includes amounts you pay for the following items:

- Sales tax (less any applicable sales tax claimed on Schedule A (Form 1040)),
- Freight,
- Installation and testing,
- Excise taxes,
- Legal and accounting fees (when they must be capitalized),
- Revenue stamps,
- Recording fees, and
- Real estate taxes (if you assume liability for the seller).

In addition, the basis of real estate and business assets may include other items.

Loans with low or no interest. If you buy property on a time-payment plan that charges little or no interest, the basis of your property is your stated purchase price minus any amount considered to be unstated interest. You generally have unstated interest if your interest rate is less than the applicable federal rate.

For more information, see *Unstated Interest and Original Issue Discount (OID)* in Publication 537.

Real Property

Real property, also called real estate, is land and generally anything built on, growing on, or attached to land.

If you buy real property, certain fees and other expenses you pay are part of your cost basis in the property.

Lump sum purchase. If you buy buildings and the land on which they stand for a lump

sum, allocate the cost basis among the land and the buildings. Allocate the cost basis according to the respective fair market values (FMVs) of the land and buildings at the time of purchase. Figure the basis of each asset by multiplying the lump sum by a fraction. The numerator is the FMV of that asset and the denominator is the FMV of the whole property at the time of purchase.



If you are not certain of the FMVs of the land and buildings, you can allocate the basis according to their assessed values for real estate tax purposes.

Fair market value (FMV). FMV is the price at which the property would change hands between a willing buyer and a willing seller, neither having to buy or sell, and both having reasonable knowledge of all the necessary facts. Sales of similar property on or about the same date may be helpful in figuring the FMV of the property.

Assumption of mortgage. If you buy property and assume (or buy the property subject to) an existing mortgage on the property, your basis includes the amount you pay for the property plus the amount to be paid on the mortgage.

Settlement costs. Your basis includes the settlement fees and closing costs you paid for buying the property. (A fee for buying property is a cost that must be paid even if you buy the property for cash.) Do not include fees and costs for getting a loan on the property in your basis.

The following are some of the settlement fees or closing costs you can include in the basis of your property:

- Abstract fees (abstract of title fees);
- Charges for installing utility services;
- Legal fees (including fees for the title search and preparation of the sales contract and deed);
- Recording fees;
- Survey fees;
- Transfer taxes;
- Owner's title insurance; and
- Any amounts the seller owes that you agree to pay, such as back taxes or interest, recording or mortgage fees, charges for improvements or repairs, and sales commissions.

Settlement costs do not include amounts placed in escrow for the future payment of items such as taxes and insurance.

The following are some of the settlement fees and closing costs you cannot include in the basis of property:

- Casualty insurance premiums;
- Rent for occupancy of the property before closing;
- Charges for utilities or other services related to occupancy of the property before closing;
- Charges connected with getting a loan, such as points (discount points, loan origination fees), mortgage insurance premiums, loan assumption fees, cost of a credit report, and fees for an appraisal required by a lender; and
- Fees for refinancing a mortgage.

Real estate taxes. If you pay real estate taxes the seller owed on real property you bought, and the seller did not reimburse you, treat those taxes as part of your basis. You cannot deduct them as an expense.

If you reimburse the seller for taxes the seller paid for you, you can usually deduct that amount as an expense in the year of purchase. Do not include that amount in the basis of your property. If you did not reimburse the seller, you must reduce your basis by the amount of those taxes.

Points. If you pay points to get a loan (including a mortgage, second mortgage, line of credit, or a home equity loan), do not add the points to the basis of the related property. Generally, you deduct the points over the term of the loan. For more information on how to deduct points, see chapter 23.

Points on home mortgage. Special rules may apply to points you and the seller pay when you get a mortgage to buy your main home. If certain requirements are met, you can deduct the points in full for the year in which they are paid. Reduce the basis of your home by any seller-paid points.

Adjusted Basis

Before figuring gain or loss on a sale, exchange, or other disposition of property or figuring allowable depreciation, depletion, or amortization, you must usually make certain adjustments (increases and decreases) to the cost of the property. The result is the adjusted basis.

Increases to Basis

Increase the basis of any property by all items properly added to a capital account. Examples of items that increase basis are shown in Table 13-1. The following discussions provide information about many of these items.

Improvements. Add to your basis in property the cost of improvements having a useful life of more than 1 year, that increase the value of the property, lengthen its life, or adapt it to a different use. For example, improvements include putting a recreation room in your unfinished basement, adding another bathroom or bedroom, putting up a fence, putting in new plumb-

Table 13-1. Examples of Adjustments to Basis

<u>Increases to Basis</u>	<u>Decreases to Basis</u>
<ul style="list-style-type: none"> • Capital improvements: Putting an addition on your home Replacing an entire roof Paving your driveway Installing central air conditioning Rewiring your home • Assessments for local improvements: Water connections Extending utility service lines to the property Sidewalks Roads • Casualty losses: Restoring damaged property • Legal fees: Cost of defending and perfecting a title Fees for getting a reduction of an assessment • Zoning costs 	<ul style="list-style-type: none"> • Exclusion from income of subsidies for energy conservation measures • Casualty or theft loss deductions and insurance reimbursements • Credit for qualified electric vehicles • Postponed gain from the sale of a home • Deduction for clean-fuel vehicles and clean-fuel vehicle refueling property • Depreciation and section 179 deduction • Nontaxable corporate distributions • Certain canceled debt excluded from income • Easements • Adoption tax benefits

ing or wiring, installing a new roof, or paving your driveway.

Assessments for local improvements. Add to the basis of property assessments for improvements such as streets and sidewalks if they increase the value of the property assessed. Do not deduct them as taxes. However, you can deduct as taxes assessments for maintenance or repairs, or for meeting interest charges related to the improvements.

Example. Your city changes the street in front of your store into an enclosed pedestrian mall and assesses you and other affected property owners for the cost of the conversion. Add the assessment to your property's basis. In this example, the assessment is a depreciable asset.

Decreases to Basis

Decrease the basis of any property by all items that represent a return of capital for the period during which you held the property. Examples of items that decrease basis are shown in Table 13-1. These include the items discussed below.

Casualty and theft losses. If you have a casualty or theft loss, decrease the basis in your property by any insurance proceeds or other reimbursement and by any deductible loss not covered by insurance.

You must increase your basis in the property by the amount you spend on repairs that substantially prolong the life of the property, increase its value, or adapt it to a different use. To make this determination, compare the repaired property to the property before the casualty.

For more information on casualty and theft losses, see chapter 25.

Depreciation and section 179 deduction. Decrease the basis of your qualifying business property by any section 179 deduction you take and the depreciation you deducted, or could have deducted (including any special depreciation allowance), on your tax returns under the method of depreciation you selected.

For more information about depreciation and the section 179 deduction, see Publication 946.

Example. You owned a duplex used as rental property that cost you \$40,000, of which \$35,000 was allocated to the building and \$5,000 to the land. You added an improvement to the duplex that cost \$10,000. In February last year, the duplex was damaged by fire. Up to that time, you had been allowed depreciation of \$23,000. You sold some salvaged material for \$1,300 and collected \$19,700 from your insurance company. You deducted a casualty loss of \$1,000 on your income tax return for last year. You spent \$19,000 of the insurance proceeds for restoration of the duplex, which was completed this year. You must use the duplex's adjusted basis after the restoration to determine depreciation for the rest of the property's recovery period. Figure the adjusted basis of the duplex as follows:

Original cost of duplex	\$35,000	
Addition to duplex	10,000	
Total cost of duplex	\$45,000	
Minus: Depreciation	23,000	
Adjusted basis before casualty	\$22,000	
Minus: Insurance proceeds	\$19,700	
Deducted casualty loss	1,000	
Salvage proceeds	1,300	22,000
Adjusted basis after casualty		\$-0-
Add: Cost of restoring duplex	19,000	
Adjusted basis after restoration		\$19,000

Note. Your basis in the land is its original cost of \$5,000.

Easements. The amount you receive for granting an easement is generally considered to be proceeds from the sale of an interest in real property. It reduces the basis of the affected part of the property. If the amount received is more than the basis of the part of the property affected by the easement, reduce your basis in that part to zero and treat the excess as a recognized gain.

If the gain is on a capital asset, see chapter 16 for information about how to report it. If the gain is on property used in a trade or business, see Publication 544 for information about how to report it.

Credit for qualified electric vehicles. If you claim the credit for a qualified electric vehicle, you must reduce your basis in that vehicle by the maximum credit allowable even if the credit allowed is less than that maximum amount. For information on this credit, see chapter 12 in Publication 535.

Deduction for clean-fuel vehicle and refueling property. If you take the deduction for clean-fuel vehicles or clean-fuel vehicle refueling property placed in service in 2005, decrease the basis of the property by the amount deducted. For more information about this deduction, see chapter 12 in Publication 535.

Exclusion of subsidies for energy conservation measures. You can exclude from gross income any subsidy you received from a public utility company for the purchase or installation of an energy conservation measure for a dwelling unit. Reduce the basis of the property for which you received the subsidy by the excluded amount. For more information about this subsidy, see chapter 12.

Postponed gain from sale of home. If you postponed gain from the sale of your main home under rules in effect before May 7, 1997, you must reduce the basis of the home you acquired as a replacement by the amount of the postponed gain. For more information on the rules for the sale of a home, see chapter 15.

Basis Other Than Cost

There are many times when you cannot use cost as basis. In these cases, the fair market value or the adjusted basis of the property can be used. Fair market value (FMV) and adjusted basis were discussed earlier.

Property Received for Services

If you receive property for your services, include its FMV in income. The amount you include in income becomes your basis. If the services were performed for a price agreed on beforehand, it will be accepted as the FMV of the property if there is no evidence to the contrary.

Restricted property. If you receive property for your services and the property is subject to certain restrictions, your basis in the property is its FMV when it becomes substantially vested.

However, this rule does not apply if you make an election to include in income the FMV of the property at the time it is transferred to you, less any amount you paid for it. Property is substantially vested when it is transferable or when it is not subject to a substantial risk of forfeiture (you do not have a good chance of losing it). For more information, see *Restricted Property* in Publication 525.

Bargain purchases. A bargain purchase is a purchase of an item for less than its FMV. If, as compensation for services, you buy goods or other property at less than FMV, include the difference between the purchase price and the property's FMV in your income. Your basis in the property is its FMV (your purchase price plus the amount you include in income).

If the difference between your purchase price and the FMV is a qualified employee discount, do not include the difference in income. However, your basis in the property is still its FMV. See *Employee Discounts* in Publication 15-B.

Taxable Exchanges

A taxable exchange is one in which the gain is taxable or the loss is deductible. A taxable gain or deductible loss also is known as a recognized gain or loss. If you receive property in exchange for other property in a taxable exchange, the basis of the property you receive is usually its FMV at the time of the exchange.

Involuntary Conversions

If you receive replacement property as a result of an involuntary conversion, such as a casualty, theft, or condemnation, figure the basis of the replacement property using the basis of the converted property.

Similar or related property. If you receive replacement property similar or related in service or use to the converted property, the replacement property's basis is the same as the converted property's basis on the date of the conversion, with the following adjustments.

1. Decrease the basis by the following.
 - a. Any loss you recognize on the involuntary conversion.
 - b. Any money you receive that you do not spend on similar property.
2. Increase the basis by the following.
 - a. Any gain you recognize on the involuntary conversion.
 - b. Any cost of acquiring the replacement property.

Money or property not similar or related. If you receive money or property not similar or related in service or use to the converted property, and you buy replacement property similar or related in service or use to the converted property, the basis of the replacement property is its cost decreased by the gain not recognized on the conversion.

Example. The state condemned your property. The adjusted basis of the property was \$26,000 and the state paid you \$31,000 for it. You realized a gain of \$5,000 (\$31,000 – \$26,000). You bought replacement property similar in use to the converted property for \$29,000. You recognize a gain of \$2,000 (\$31,000 – \$29,000), the unspent part of the payment from the state. Your unrecognized gain is \$3,000, the difference between the \$5,000 realized gain and the \$2,000 recognized gain. The basis of the replacement property is figured as follows:

Cost of replacement property	\$29,000
Minus: Gain not recognized	3,000
Basis of replacement property . . .	<u>\$26,000</u>

Allocating the basis. If you buy more than one piece of replacement property, allocate your basis among the properties based on their respective costs.

Basis for depreciation. Special rules apply in determining and depreciating the basis of MACRS property acquired in an involuntary conversion. For information, see *What Is the Basis of Your Depreciable Property?* in chapter 1 of Publication 946.

Nontaxable Exchanges

A nontaxable exchange is an exchange in which you are not taxed on any gain and you cannot deduct any loss. If you receive property in a nontaxable exchange, its basis is generally the same as the basis of the property you transferred. See *Nontaxable Trades* in chapter 14.

Like-Kind Exchanges

The exchange of property for the same kind of property is the most common type of nontaxable exchange. To qualify as a like-kind exchange, the property traded and the property received must be both of the following.

- Qualifying property.
- Like-kind property.

The basis of the property you receive is generally the same as the adjusted basis of the property you gave up. If you trade property in a like-kind exchange and also pay money, the basis of the property received is the adjusted basis of the property you gave up increased by the money you paid.

Qualifying property. In a like-kind exchange, you must hold for investment or for productive use in your trade or business both the property you give up and the property you receive.

Like-kind property. There must be an exchange of like-kind property. Like-kind properties are properties of the same nature or character, even if they differ in grade or quality. The exchange of real estate for real estate and personal property for similar personal property are exchanges of like-kind property.

Example. You trade in an old truck used in your business with an adjusted basis of \$1,700 for a new one costing \$6,800. The dealer allows you \$2,000 on the old truck, and you pay \$4,800.

This is a like-kind exchange. The basis of the new truck is \$6,500 (the adjusted basis of the old one, \$1,700, plus the amount you paid, \$4,800).

If you sell your old truck to a third party for \$2,000 instead of trading it in and then buy a new one from the dealer, you have a taxable gain of \$300 on the sale (the \$2,000 sale price minus the \$1,700 adjusted basis). The basis of the new truck is the price you pay the dealer.

Partially nontaxable exchanges. A partially nontaxable exchange is an exchange in which you receive unlike property or money in addition to like-kind property. The basis of the property you receive is the same as the adjusted basis of the property you gave up, with the following adjustments.

1. Decrease the basis by the following amounts.
 - a. Any money you receive.
 - b. Any loss you recognize on the exchange.
2. Increase the basis by the following amounts.
 - a. Any additional costs you incur.
 - b. Any gain you recognize on the exchange.

If the other party to the exchange assumes your liabilities, treat the debt assumption as money you received in the exchange.

Allocation of basis. If you receive like-kind and unlike properties in the exchange, allocate the basis first to the unlike property, other than money, up to its FMV on the date of the exchange. The rest is the basis of the like-kind property.

More information. See *Like-Kind Exchanges* in chapter 1 of Publication 544 for more information.

Basis for depreciation. Special rules apply in determining and depreciating the basis of MACRS property acquired in a like-kind exchange. For information, see *What Is the Basis of Your Depreciable Property?* in chapter 1 of Publication 946.

Property Transferred From a Spouse

The basis of property transferred to you or transferred in trust for your benefit by your spouse is the same as your spouse's adjusted basis. The same rule applies to a transfer by your former spouse that is incident to divorce. However, for property transferred in trust, adjust your basis for any gain recognized by your spouse or former spouse if the liabilities assumed, plus the liabilities to which the property is subject, are more than the adjusted basis of the property transferred.

If the property transferred to you is a series E, series EE, or series I U.S. savings bond, the transferor must include in income the interest accrued to the date of transfer. Your basis in the bond immediately after the transfer is equal to the transferor's basis increased by the interest

income includible in the transferor's income. For more information on these bonds, see chapter 7.

At the time of the transfer, the transferor must give you the records needed to determine the adjusted basis and holding period of the property as of the date of the transfer.

For more information about the transfer of property from a spouse, see chapter 14.

Property Received as a Gift

To figure the basis of property you receive as a gift, you must know its adjusted basis to the donor just before it was given to you, its FMV at the time it was given to you, and any gift tax paid on it.

FMV less than donor's adjusted basis. If the FMV of the property at the time of the gift is less than the donor's adjusted basis, your basis depends on whether you have a gain or a loss when you dispose of the property. Your basis for figuring gain is the same as the donor's adjusted basis plus or minus any required adjustments to basis while you held the property. Your basis for figuring loss is its FMV when you received the gift plus or minus any required adjustments to basis while you held the property. See *Adjusted Basis*, earlier.

Example. You received an acre of land as a gift. At the time of the gift, the land had an FMV of \$8,000. The donor's adjusted basis was \$10,000. After you received the property, no events occurred to increase or decrease your basis. If you later sell the property for \$12,000, you will have a \$2,000 gain because you must use the donor's adjusted basis at the time of the gift (\$10,000) as your basis to figure gain. If you sell the property for \$7,000, you will have a \$1,000 loss because you must use the FMV at the time of the gift (\$8,000) as your basis to figure loss.

If the sales price is between \$8,000 and \$10,000, you have neither gain nor loss.

Business property. If you hold the gift as business property, your basis for figuring any depreciation, depletion, or amortization deductions is the same as the donor's adjusted basis plus or minus any required adjustments to basis while you hold the property.

FMV equal to or greater than donor's adjusted basis. If the FMV of the property is equal to or greater than the donor's adjusted basis, your basis is the donor's adjusted basis at the time you received the gift. Increase your basis by all or part of any gift tax paid, depending on the date of the gift, explained later.

Also, for figuring gain or loss from a sale or other disposition or for figuring depreciation, depletion, or amortization deductions on business property, you must increase or decrease your basis (the donor's adjusted basis) by any required adjustments to basis while you held the property. See *Adjusted Basis*, earlier.

If you received a gift during the tax year, increase your basis in the gift (the donor's adjusted basis) by the part of the gift tax paid on it due to the net increase in value of the gift. Figure the increase by multiplying the gift tax paid by a fraction. The numerator of the fraction is the net

increase in value of the gift and the denominator is the amount of the gift.

The net increase in value of the gift is the FMV of the gift minus the donor's adjusted basis. The amount of the gift is its value for gift tax purposes after reduction by any annual exclusion and marital or charitable deduction that applies to the gift. For information on the gift tax, see Publication 950, *Introduction to Estate and Gift Taxes*.

Example. In 2005, you received a gift of property from your mother that had an FMV of \$50,000. Her adjusted basis was \$20,000. The amount of the gift for gift tax purposes was \$39,000 (\$50,000 minus the \$11,000 annual exclusion). She paid a gift tax of \$9,000 on the property. Your basis is \$26,930, figured as follows:

Fair market value	\$50,000
Minus: Adjusted basis	<u>-20,000</u>
Net increase in value	<u>\$30,000</u>
Gift tax paid	\$9,000
Multiplied by (\$30,000 ÷ \$39,000) . . .	<u>× .77</u>
Gift tax due to net increase in value . . .	\$6,930
Adjusted basis of property to your mother	<u>+20,000</u>
Your basis in the property	<u>\$26,930</u>

Note. If you received a gift before 1977, your basis in the gift (the donor's adjusted basis) includes any gift tax paid on it. However, your basis cannot exceed the FMV of the gift at the time it was given to you.

Inherited Property

Your basis in property you inherit from a decedent is generally one of the following.

- The FMV of the property at the date of the decedent's death.
- The FMV on the alternate valuation date if the personal representative for the estate elects to use alternate valuation.
- The value under the special-use valuation method for real property used in farming or a closely held business if elected for estate tax purposes.
- The decedent's adjusted basis in land to the extent of the value excluded from the decedent's taxable estate as a qualified conservation easement.

If a federal estate tax return does not have to be filed, your basis in the inherited property is its appraised value at the date of death for state inheritance or transmission taxes.

For more information, see the instructions to Form 706, *United States Estate (and Generation-Skipping Transfer) Tax Return*.

Community property. In community property states (Arizona, California, Idaho, Louisiana, Nevada, New Mexico, Texas, Washington, and Wisconsin), husband and wife are each usually considered to own half the community property. When either spouse dies, the total value of the community property, even the part belonging to the surviving spouse, generally becomes the basis of the entire property. For this rule to apply, at least half the value of the community

property interest must be includible in the decedent's gross estate, whether or not the estate must file a return.

Example. You and your spouse owned community property that had a basis of \$80,000. When your spouse died, half the FMV of the community interest was includible in your spouse's estate. The FMV of the community interest was \$100,000. The basis of your half of the property after the death of your spouse is \$50,000 (half of the \$100,000 FMV). The basis of the other half to your spouse's heirs is also \$50,000.

For more information about community property, see Publication 555, Community Property.

Property Changed to Business or Rental Use

If you hold property for personal use and then change it to business use or use it to produce rent, you can begin to depreciate the property at the time of the change. To do so, you must figure its basis for depreciation. An example of changing property held for personal use to business or rental use would be renting out your former personal residence.

Basis for depreciation. The basis for depreciation is the lesser of the following amounts.

- The FMV of the property on the date of the change.
- Your adjusted basis on the date of the change.

Example. Several years ago, you paid \$160,000 to have your house built on a lot that cost \$25,000. You paid \$20,000 for permanent improvements to the house and claimed a \$2,000 casualty loss deduction for damage to the house before changing the property to rental use last year. Because land is not depreciable, you include only the cost of the house when figuring the basis for depreciation.

Your adjusted basis in the house when you changed its use was \$178,000 (\$160,000 + \$20,000 – \$2,000). On the same date, your property had an FMV of \$180,000, of which \$15,000 was for the land and \$165,000 was for the house. The basis for figuring depreciation on the house is its FMV on the date of the change (\$165,000) because it is less than your adjusted basis (\$178,000).

Sale of property. If you later sell or dispose of property changed to business or rental use, the

basis you use will depend on whether you are figuring gain or loss.

Gain. The basis for figuring a gain is your adjusted basis in the property when you sell the property.

Example. Assume the same facts as in the previous example except that you sell the property at a gain after being allowed depreciation deductions of \$37,500. Your adjusted basis for figuring gain is \$165,500 (\$178,000 + \$25,000 (land) – \$37,500).

Loss. Figure the basis for a loss starting with the smaller of your adjusted basis or the FMV of the property at the time of the change to business or rental use. Then make adjustments (increases and decreases) for the period after the change in the property's use, as discussed earlier under *Adjusted Basis*.

Example. Assume the same facts as in the previous example, except that you sell the property at a loss after being allowed depreciation deductions of \$37,500. In this case, you would start with the FMV on the date of the change to rental use (\$180,000), because it is less than the adjusted basis of \$203,000 (\$178,000 + \$25,000 (land)) on that date. Reduce that amount (\$180,000) by the depreciation deductions (\$37,500). The basis for loss is \$142,500 (\$180,000 – \$37,500).

Stocks and Bonds

The basis of stocks or bonds you buy generally is the purchase price plus any costs of purchase, such as commissions and recording or transfer fees. If you get stocks or bonds other than by purchase, your basis is usually determined by the FMV or the previous owner's adjusted basis, as discussed earlier.

You must adjust the basis of stocks for certain events that occur after purchase. For example, if you receive additional stock from nontaxable stock dividends or stock splits, reduce your basis for each share of stock by dividing the adjusted basis of the old stock by the number of shares of old and new stock. This rule applies only when the additional stock received is identical to the stock held. Also reduce your basis when you receive nontaxable distributions. They are a return of capital.

Example. In 2003 you bought 100 shares of XYZ stock for \$1,000 or \$10 a share. In 2004 you bought 100 shares of XYZ stock for \$1,600

or \$16 a share. In 2005 XYZ declared a 2-for-1 stock split. You now have 200 shares of stock with a basis of \$5 a share and 200 shares with a basis of \$8 a share.

Other basis. There are other ways to figure the basis of stocks or bonds depending on how you acquired them. For detailed information, see *Stocks and Bonds under Basis of Investment Property* in chapter 4 of Publication 550.

Identifying stocks or bonds sold. If you can adequately identify the shares of stock or the bonds you sold, their basis is the cost or other basis of the particular shares of stocks or bonds. If you buy and sell securities at various times in varying quantities and you cannot adequately identify the shares you sell, the basis of the securities you sell is the basis of the securities you acquired first. For more information about identifying securities you sell, see *Stocks and Bonds under Basis of Investment Property* in chapter 4 of Publication 550.

Mutual fund shares. If you sell mutual fund shares you acquired at various times and prices and left on deposit in an account kept by a custodian or agent, you can elect to use an average basis. For more information, see Publication 564.

Bond premium. If you buy a taxable bond at a premium and elect to amortize the premium, reduce the basis of the bond by the amortized premium you deduct each year. See *Bond Premium Amortization* in chapter 3 of Publication 550 for more information. Although you cannot deduct the premium on a tax-exempt bond, you must amortize the premium each year and reduce your basis in the bond by the amortized amount.

Original issue discount (OID) on debt instruments. You must increase your basis in an OID debt instrument by the OID you include in income for that instrument. See *Original Issue Discount (OID)* in chapter 7 and Publication 1212, List of Original Issue Discount Instruments.

Tax-exempt obligations. OID on tax-exempt obligations is generally not taxable. However, when you dispose of a tax-exempt obligation issued after September 3, 1982, and acquired after March 1, 1984, you must accrue OID on the obligation to determine its adjusted basis. The accrued OID is added to the basis of the obligation to determine your gain or loss. See chapter 4 of Publication 550.

14.

Sale of Property

Reminder

Foreign income. If you are a U.S. citizen who sells property located outside the United States, you must report all gains and losses from the sale of that property on your tax return unless it is exempt by U.S. law. This is true whether you reside inside or outside the United States and whether or not you receive a Form 1099 from the payer.

Introduction

This chapter discusses the tax consequences of selling or trading investment property. It explains:

- What a sale or trade is,
- Figuring gain or loss,
- Nontaxable trades,
- Related party transactions,
- Capital gains or losses,
- Capital assets and noncapital assets,
- Holding period, and
- Rollover of gain from publicly traded securities.

Other property transactions. Certain transfers of property are not discussed here. They are discussed in other IRS publications. These include:

Installment sales, covered in Publication 537, *Installment Sales*,

Transfers of property at death, covered in Publication 559, *Survivors, Executors, and Administrators*,

Transactions involving business property, covered in Publication 544, *Sales and Other Dispositions of Assets*,

Dispositions of an interest in a passive activity, covered in Publication 925, *Passive Activity and At-Risk Rules*, and

Sales of a main home, covered in chapter 15.

Publication 550, *Investment Income and Expenses (Including Capital Gains and Losses)*, provides more detailed discussion about sales and trades of investment property. Publication 550 includes information about the rules covering nonbusiness bad debts, straddles, section 1256 contracts, puts and calls, commodity futures, short sales, and wash sales. It also discusses investment-related expenses.

Useful Items

You may want to see:

Publication

- 550** Investment Income and Expenses
- 564** Mutual Fund Distributions

Form (and Instructions)

- Schedule D (Form 1040)** Capital Gains and Losses
- 8824** Like-Kind Exchanges

Sales and Trades

If you sold property such as stocks, bonds, or certain commodities through a broker during the year, you should receive, for each sale, a Form 1099-B, *Proceeds From Broker and Barter Exchange Transactions*, or an equivalent statement from the broker. You should receive the statement by January 31 of the next year. It will show the gross proceeds from the sale. The IRS will also get a copy of Form 1099-B from the broker.

Use Form 1099-B (or an equivalent statement received from your broker) to complete Schedule D (Form 1040).

What Is a Sale or Trade?

This section explains what is a sale or trade. It also explains certain transactions and events that are treated as sales or trades.

A sale is generally a transfer of property for money or a mortgage, note, or other promise to pay money.

A trade is a transfer of property for other property or services and may be taxed in the same way as a sale.

Sale and purchase. Ordinarily, a transaction is not a trade when you voluntarily sell property for cash and immediately buy similar property to replace it. The sale and purchase are two separate transactions. But see *Like-kind exchanges* under *Nontaxable Trades*, later.

Redemption of stock. A redemption of stock is treated as a sale or trade and is subject to the capital gain or loss provisions unless the redemption is a dividend or other distribution on stock.

Dividend versus sale or trade. Whether a redemption is treated as a sale, trade, dividend, or other distribution depends on the circumstances in each case. Both direct and indirect ownership of stock will be considered. The redemption is treated as a sale or trade of stock if:

1. The redemption is not essentially equivalent to a dividend (see chapter 8),
2. There is a substantially disproportionate redemption of stock,
3. There is a complete redemption of all the stock of the corporation owned by the shareholder, or
4. The redemption is a distribution in partial liquidation of a corporation.

Redemption or retirement of bonds. A redemption or retirement of bonds or notes at their maturity is generally treated as a sale or trade.

Surrender of stock. A surrender of stock by a dominant shareholder who retains control of the corporation is treated as a contribution to capital rather than as an immediate loss deductible from taxable income. The surrendering shareholder must reallocate his or her basis in the surrendered shares to the shares he or she retains.

Worthless securities. Stocks, stock rights, and bonds (other than those held for sale by a securities dealer) that became worthless during the tax year are treated as though they were sold on the last day of the tax year. This affects whether your capital loss is long-term or short-term. See *Holding Period*, later.

If you are a cash basis taxpayer and make payments on a negotiable promissory note that you issued for stock that became worthless, you can deduct these payments as losses in the years you actually make the payments. Do not deduct them in the year the stock became worthless.

How to report loss. Report worthless securities on Schedule D (Form 1040), line 1 or line 8, whichever applies. In columns (c) and (d), enter "Worthless." Enter the amount of your loss in parentheses in column (f).

Filing a claim for refund. If you do not claim a loss for a worthless security on your original return for the year it becomes worthless, you can file a claim for a credit or refund due to the loss. You must use Form 1040X, *Amended U.S. Individual Income Tax Return*, to amend your return for the year the security became worthless. You must file it within 7 years from the date your original return for that year had to be filed, or 2 years from the date you paid the tax, whichever is later. For more information about filing a claim, see *Amended Returns and Claims for Refund* in chapter 1.

How To Figure Gain or Loss

You figure gain or loss on a sale or trade of property by comparing the amount you realize with the adjusted basis of the property.

Gain. If the amount you realize from a sale or trade is more than the adjusted basis of the property you transfer, the difference is a gain.

Loss. If the adjusted basis of the property you transfer is more than the amount you realize, the difference is a loss.

Adjusted basis. The adjusted basis of property is your original cost or other original basis properly adjusted (increased or decreased) for certain items. See chapter 13 for more information about determining the adjusted basis of property.

Amount realized. The amount you realize from a sale or trade of property is everything you receive for the property. This includes the money you receive plus the fair market value of any property or services you receive. If you received a note or other debt instrument from the property, see *How To Figure Gain or Loss* in

chapter 4 of Publication 550 to figure the amount realized.

If you finance the buyer's purchase of your property and the debt instrument does not provide for adequate stated interest, the unstated interest that you must report as ordinary income will reduce the amount realized from the sale. For more information, see Publication 537.

Fair market value. Fair market value is the price at which the property would change hands between a buyer and a seller, neither being forced to buy or sell and both having reasonable knowledge of all the relevant facts.

Example. You trade A Company stock with an adjusted basis of \$7,000 for B Company stock with a fair market value of \$10,000, which is your amount realized. Your gain is \$3,000 (\$10,000 – \$7,000).

Debt paid off. A debt against the property, or against you, that is paid off as a part of the transaction, or that is assumed by the buyer, must be included in the amount realized. This is true even if neither you nor the buyer is personally liable for the debt. For example, if you sell or trade property that is subject to a nonrecourse loan, the amount you realize generally includes the full amount of the note assumed by the buyer even if the amount of the note is more than the fair market value of the property.

Example. You sell stock that you had pledged as security for a bank loan of \$8,000. Your basis in the stock is \$6,000. The buyer pays off your bank loan and pays you \$20,000 in cash. The amount realized is \$28,000 (\$20,000 + \$8,000). Your gain is \$22,000 (\$28,000 – \$6,000).

Payment of cash. If you trade property and cash for other property, the amount you realize is the fair market value of the property you receive. Determine your gain or loss by subtracting the cash you pay plus the adjusted basis of the property you trade in from the amount you realize. If the result is a positive number, it is a gain. If the result is a negative number, it is a loss.

No gain or loss. You may have to use a basis for figuring gain that is different from the basis used for figuring loss. In this case, you may have neither a gain nor a loss. See *Basis Other Than Cost* in chapter 13.

Nontaxable Trades

This section discusses trades that generally do not result in a taxable gain or deductible loss. For more information on nontaxable trades, see chapter 1 of Publication 544.

Like-kind exchanges. If you trade business or investment property for other business or investment property of a like kind, you do not pay tax on any gain or deduct any loss until you sell or dispose of the property you receive. To be nontaxable, a trade must meet all six of the following conditions.

1. The property must be business or investment property. You must hold both the property you trade and the property you receive for productive use in your trade or business or for investment. Neither prop-

erty may be property used for personal purposes, such as your home or family car.

2. The property must not be held primarily for sale. The property you trade and the property you receive must not be property you sell to customers, such as merchandise.
3. The property must not be stocks, bonds, notes, choses in action, certificates of trust or beneficial interest, or other securities or evidences of indebtedness or interest, including partnership interests. However, you can have a nontaxable trade of corporate stocks under a different rule, as discussed later.
4. There must be a trade of like property. The trade of real estate for real estate, or personal property for similar personal property, is a trade of like property. The trade of an apartment house for a store building, or a panel truck for a pickup truck, is a trade of like property. The trade of a piece of machinery for a store building is not a trade of like property. Real property located in the United States and real property located outside the United States are not like property. Also, personal property used predominantly within the United States and personal property used predominantly outside the United States are not like property.
5. The property to be received must be identified in writing within 45 days after the date you transfer the property given up in the trade.
6. The property to be received must be received by the earlier of:
 - a. The 180th day after the date on which you transfer the property given up in the trade, or
 - b. The due date, including extensions, for your tax return for the year in which the transfer of the property given up occurs.

If you trade property with a related party in a like-kind exchange, a special rule may apply. See *Related Party Transactions*, later in this chapter. Also, see chapter 1 of Publication 544 for more information on exchanges of business property and special rules for exchanges using qualified intermediaries or involving multiple properties.

Partly nontaxable exchange. If you receive money or unlike property in addition to like property, and the above six conditions are met, you have a partly nontaxable trade. You are taxed on any gain you realize, but only up to the amount of the money and the fair market value of the unlike property you receive. You cannot deduct a loss.

Like property and unlike property transferred. If you give up unlike property in addition to the like property, you must recognize gain or loss on the unlike property you give up. The gain or loss is the difference between the adjusted basis of the unlike property and its fair market value.

Like property and money transferred. If conditions (1) – (6) are met, you have a nontax-

able trade even if you pay money in addition to the like property.

Basis of property received. To figure the basis of the property received, see *Nontaxable Exchanges* in chapter 13.

How to report. You must report the trade of like property on Form 8824. If you figure a recognized gain or loss on Form 8824, report it on Schedule D (Form 1040) or on Form 4797, *Sales of Business Property*, whichever applies.

For information on using Form 4797, see chapter 4 of Publication 544.

Corporate stocks. The following trades of corporate stocks generally do not result in a taxable gain or a deductible loss.

Corporate reorganizations. In some instances, a company will give you common stock for preferred stock, preferred stock for common stock, or stock in one corporation for stock in another corporation. If this is a result of a merger, recapitalization, transfer to a controlled corporation, bankruptcy, corporate division, corporate acquisition, or other corporate reorganization, you do not recognize gain or loss.

Stock for stock of the same corporation. You can exchange common stock for common stock or preferred stock for preferred stock in the same corporation without having a recognized gain or loss. This is true for a trade between two stockholders as well as a trade between a stockholder and the corporation.

Convertible stocks and bonds. You generally will not have a recognized gain or loss if you convert bonds into stock or preferred stock into common stock of the same corporation according to a conversion privilege in the terms of the bond or the preferred stock certificate.

Property for stock of a controlled corporation. If you transfer property to a corporation solely in exchange for stock in that corporation, and immediately after the trade you are in control of the corporation, you ordinarily will not recognize a gain or loss. This rule applies both to individuals and to groups who transfer property to a corporation. It does not apply if the corporation is an investment company.

For this purpose, to be in control of a corporation, you or your group of transferors must own, immediately after the exchange, at least 80% of the total combined voting power of all classes of stock entitled to vote and at least 80% of the outstanding shares of each class of non-voting stock of the corporation.

If this provision applies to you, you must attach to your return a complete statement of all facts pertinent to the exchange.

Additional information. For more information on trades of stock, see *Nontaxable Trades* in chapter 4 of Publication 550.

Insurance policies and annuities. You will not have a recognized gain or loss if the insured or annuitant is the same under both contracts and you trade:

1. A life insurance contract for another life insurance contract or for an endowment or annuity contract,
2. An endowment contract for an annuity contract or for another endowment contract

that provides for regular payments beginning at a date not later than the beginning date under the old contract, or

3. An annuity contract for another annuity contract.

You also may not have to recognize gain or loss on an exchange of a portion of an annuity contract for another annuity contract. See Revenue Ruling 2003-76 and Notice 2003-51.

Exchanges of contracts not included in this list, such as an annuity contract for an endowment contract, or an annuity or endowment contract for a life insurance contract, are taxable.

Demutualization of life insurance companies. If you received stock in exchange for your equity interest as a policyholder or an annuitant, you generally will not have a recognized gain or loss. See *Demutualization of Life Insurance Companies* in Publication 550.

U.S. Treasury notes or bonds. You can trade certain issues of U.S. Treasury obligations for other issues designated by the Secretary of the Treasury, with no gain or loss recognized on the trade.

Transfers Between Spouses

Generally, no gain or loss is recognized on a transfer of property from an individual to (or in trust for the benefit of) a spouse, or if incident to a divorce, a former spouse. This nonrecognition rule does not apply in the following situations.

- The recipient spouse or former spouse is a nonresident alien.
- Property is transferred in trust. Gain must be recognized to the extent the amount of the liabilities assumed by the trust, plus any liabilities on the property, exceed the adjusted basis of the property.

For other situations, see Publication 550.

Any transfer of property to a spouse or former spouse on which gain or loss is not recognized is treated by the recipient as a gift and is not considered a sale or exchange. The recipient's basis in the property will be the same as the adjusted basis of the giver immediately before the transfer. This carryover basis rule applies whether the adjusted basis of the transferred property is less than, equal to, or greater than either its fair market value at the time of transfer or any consideration paid by the recipient. This rule applies for purposes of determining loss as well as gain. Any gain recognized on a transfer in trust increases the basis.

A transfer of property is incident to a divorce if the transfer occurs within 1 year after the date on which the marriage ends, or if the transfer is related to the ending of the marriage.

Related Party Transactions

Special rules apply to the sale or trade of property between related parties.

Gain on sale or trade of depreciable property. Your gain from the sale or trade of property to a related party may be ordinary income, rather than capital gain, if the property can be depreciated by the party receiving it. See

chapter 3 of Publication 544 for more information.

Like-kind exchanges. Generally, if you trade business or investment property for other business or investment property of a like kind, no gain or loss is recognized. See *Like-kind exchanges* earlier under *Nontaxable Trades*.

This rule also applies to trades of property between related parties, defined next under *Losses on sales or trades of property*. However, if either you or the related party disposes of the like property within 2 years after the trade, you both must report any gain or loss not recognized on the original trade on your return filed for the year in which the later disposition occurs.

Losses on sales or trades of property. You cannot deduct a loss on the sale or trade of property, other than a distribution in complete liquidation of a corporation, if the transaction is directly or indirectly between you and the following related parties.

1. Members of your family. This includes only your brothers and sisters, half-brothers and half-sisters, spouse, ancestors (parents, grandparents, etc.), and lineal descendants (children, grandchildren, etc.).
2. A partnership in which you directly or indirectly own more than 50% of the capital interest or the profits interest.
3. A corporation in which you directly or indirectly own more than 50% in value of the outstanding stock. (See *Constructive ownership of stock*, later.)
4. A tax-exempt charitable or educational organization that is directly or indirectly controlled, in any manner or by any method, by you or by a member of your family, whether or not this control is legally enforceable.

In addition, a loss on the sale or trade of property is not deductible if the transaction is directly or indirectly between the following related parties.

1. A grantor and fiduciary, or the fiduciary and beneficiary, of any trust.
2. Fiduciaries of two different trusts, or the fiduciary and beneficiary of two different trusts, if the same person is the grantor of both trusts.
3. A trust fiduciary and a corporation of which more than 50% in value of the outstanding stock is directly or indirectly owned by or for the trust, or by or for the grantor of the trust.
4. A corporation and a partnership if the same persons own more than 50% in value of the outstanding stock of the corporation and more than 50% of the capital interest, or the profits interest, in the partnership.
5. Two S corporations if the same persons own more than 50% in value of the outstanding stock of each corporation.
6. Two corporations, one of which is an S corporation, if the same persons own more than 50% in value of the outstanding stock of each corporation.

7. An executor and a beneficiary of an estate (except in the case of a sale or trade to satisfy a pecuniary bequest).

8. Two corporations that are members of the same controlled group. (Under certain conditions, however, these losses are not disallowed but must be deferred.)

9. Two partnerships if the same persons own, directly or indirectly, more than 50% of the capital interests or the profit interests in both partnerships.

Multiple property sales or trades. If you sell or trade to a related party a number of blocks of stock or pieces of property in a lump sum, you must figure the gain or loss separately for each block of stock or piece of property. The gain on each item may be taxable. However, you cannot deduct the loss on any item. Also, you cannot reduce gains from the sales of any of these items by losses on the sales of any of the other items.

Indirect transactions. You cannot deduct your loss on the sale of stock through your broker if, under a prearranged plan, a related party buys the same stock you had owned. This does not apply to a trade between related parties through an exchange that is purely coincidental and is not prearranged.

Constructive ownership of stock. In determining whether a person directly or indirectly owns any of the outstanding stock of a corporation, the following rules apply.

Rule 1. Stock directly or indirectly owned by or for a corporation, partnership, estate, or trust is considered owned proportionately by or for its shareholders, partners, or beneficiaries.

Rule 2. An individual is considered to own the stock that is directly or indirectly owned by or for his or her family. Family includes only brothers and sisters, half-brothers and half-sisters, spouse, ancestors, and lineal descendants.

Rule 3. An individual owning, other than by applying rule 2, any stock in a corporation is considered to own the stock that is directly or indirectly owned by or for his or her partner.

Rule 4. When applying rule 1, 2, or 3, stock constructively owned by a person under rule 1 is treated as actually owned by that person. But stock constructively owned by an individual under rule 2 or rule 3 is not treated as owned by that individual for again applying either rule 2 or rule 3 to make another person the constructive owner of the stock.

Property received from a related party. If you sell or trade at a gain property that you acquired from a related party, you recognize the gain only to the extent it is more than the loss previously disallowed to the related party. This rule applies only if you are the original transferee and you acquired the property by purchase or exchange. This rule does not apply if the related party's loss was disallowed because of the wash sale rules described in chapter 4 of Publication 550 under *Wash sales*.

If you sell or trade at a loss property that you acquired from a related party, you cannot recognize the loss that was not allowed to the related party.

Example 1. Your brother sells you stock for \$7,600. His cost basis is \$10,000. Your brother cannot deduct the loss of \$2,400. Later, you sell the same stock to an unrelated party for \$10,500, realizing a gain of \$2,900. Your reportable gain is \$500 — the \$2,900 gain minus the \$2,400 loss not allowed to your brother.

Example 2. If, in *Example 1*, you sold the stock for \$6,900 instead of \$10,500, your recognized loss is only \$700 (your \$7,600 basis minus \$6,900). You cannot deduct the loss that was not allowed to your brother.

Capital Gains and Losses

This section discusses the tax treatment of gains and losses from different types of investment transactions.

Character of gain or loss. You need to classify your gains and losses as either ordinary or capital gains or losses. You then need to classify your capital gains and losses as either short term or long term. If you have long-term gains and losses, you must identify your 28% rate gains and losses. If you have a net capital gain, you must also identify any unrecaptured section 1250 gain.

The correct classification and identification helps you figure the limit on capital losses and the correct tax on capital gains. Reporting capital gains and losses is explained in chapter 16.

Capital or Ordinary Gain or Loss

If you have a taxable gain or a deductible loss from a transaction, it may be either a capital gain or loss or an ordinary gain or loss, depending on the circumstances. Generally, a sale or trade of a capital asset (defined next) results in a capital gain or loss. A sale or trade of a noncapital asset generally results in ordinary gain or loss. Depending on the circumstances, a gain or loss on a sale or trade of property used in a trade or business may be treated as either capital or ordinary, as explained in Publication 544. In some situations, part of your gain or loss may be a capital gain or loss and part may be an ordinary gain or loss.

Capital Assets and Noncapital Assets

For the most part, everything you own and use for personal purposes, pleasure, or investment is a capital asset. Some examples are:

- Stocks or bonds held in your personal account,
- A house owned and used by you and your family,
- Household furnishings,
- A car used for pleasure or commuting,
- Coin or stamp collections,
- Gems and jewelry, and

- Gold, silver, or any other metal.

Any property you own is a capital asset, except the following noncapital assets.

1. Property held mainly for sale to customers or property that will physically become a part of the merchandise that is for sale to customers.
2. Depreciable property used in your trade or business, even if fully depreciated.
3. Real property used in your trade or business.
4. A copyright, a literary, musical, or artistic composition, a letter or memorandum, or similar property:
 - a. Created by your personal efforts,
 - b. Prepared or produced for you (in the case of a letter, memorandum, or similar property), or
 - c. Acquired under circumstances (for example, by gift) entitling you to the basis of the person who created the property or for whom it was prepared or produced.
5. Accounts or notes receivable acquired in the ordinary course of a trade or business for services rendered or from the sale of property described in (1).
6. U.S. Government publications that you received from the government for free or for less than the normal sales price, or that you acquired under circumstances entitling you to the basis of someone who received the publications for free or for less than the normal sales price.
7. Certain commodities derivative financial instruments held by commodities derivatives dealers.
8. Hedging transactions, but only if the transaction is clearly identified as a hedging transaction before the close of the day on which it was acquired, originated, or entered into.
9. Supplies of a type you regularly use or consume in the ordinary course of your trade or business.

Investment Property

Investment property is a capital asset. Any gain or loss from its sale or trade is generally a capital gain or loss.

Gold, silver, stamps, coins, gems, etc. These are capital assets except when they are held for sale by a dealer. Any gain or loss you have from their sale or trade generally is a capital gain or loss.

Stocks, stock rights, and bonds. All of these (including stock received as a dividend) are capital assets except when held for sale by a securities dealer. However, if you own small business stock, see *Losses on Section 1244 (Small Business) Stock and Losses on Small Business Investment Company Stock* in chapter 4 of Publication 550.

Personal use property. Property held for personal use only, rather than for investment, is a capital asset, and you must report a gain from its sale as a capital gain. However, you cannot deduct a loss from selling personal use property.

Discounted Debt Instruments

Treat your gain or loss on the sale, redemption, or retirement of a bond or other debt instrument originally issued at a discount or bought at a discount as capital gain or loss, except as explained in the following discussions.

Short-term government obligations. Treat gains on short-term federal, state, or local government obligations (other than tax-exempt obligations) as ordinary income up to your ratable share of the acquisition discount. This treatment applies to obligations that have a fixed maturity date not more than 1 year from the date of issue. Acquisition discount is the stated redemption price at maturity minus your basis in the obligation.

However, do not treat these gains as income to the extent you previously included the discount in income. See *Discount on Short-Term Obligations* in chapter 1 of Publication 550.

Short-term nongovernment obligations. Treat gains on short-term nongovernment obligations as ordinary income up to your ratable share of original issue discount (OID). This treatment applies to obligations that have a fixed maturity date of not more than 1 year from the date of issue.

However, to the extent you previously included the discount in income, you do not have to include it in income again. See *Discount on Short-Term Obligations* in chapter 1 of Publication 550.

Tax-exempt state and local government bonds. If these bonds were originally issued at a discount before September 4, 1982, or you acquired them before March 2, 1984, treat your part of the OID as tax-exempt interest. To figure your gain or loss on the sale or trade of these bonds, reduce the amount realized by your part of the OID.

If the bonds were issued after September 3, 1982, and acquired after March 1, 1984, increase the adjusted basis by your part of the OID to figure gain or loss. For more information on the basis of these bonds, see *Discounted Debt Instruments* in chapter 4 of Publication 550.

Any gain from market discount is usually taxable on disposition or redemption of tax-exempt bonds. If you bought the bonds before May 1, 1993, the gain from market discount is capital gain. If you bought the bonds after April 30, 1993, the gain is ordinary income.

You figure the market discount by subtracting the price you paid for the bond from the sum of the original issue price of the bond and the amount of accumulated OID from the date of issue that represented interest to any earlier holders. For more information, see *Market Discount Bonds* in chapter 1 of Publication 550.

A loss on the sale or other disposition of a tax-exempt state or local government bond is deductible as a capital loss.

Redeemed before maturity. If a state or local bond that was issued before June 9, 1980,

is redeemed before it matures, the OID is not taxable to you.

If a state or local bond issued after June 8, 1980, is redeemed before it matures, the part of the OID that is earned while you hold the bond is not taxable to you. However, you must report the unearned part of the OID as a capital gain.

Example. On July 1, 1994, the date of issue, you bought a 20-year, 6% municipal bond for \$800. The face amount of the bond was \$1,000. The \$200 discount was OID. At the time the bond was issued, the issuer had no intention of redeeming it before it matured. The bond was callable at its face amount beginning 10 years after the issue date.

The issuer redeemed the bond at the end of 11 years (July 1, 2005) for its face amount of \$1,000 plus accrued annual interest of \$60. The OID earned during the time you held the bond, \$73, is not taxable. The \$60 accrued annual interest also is not taxable. However, you must report the unearned part of the OID (\$127) as a capital gain.

Long-term debt instruments issued after 1954 and before May 28, 1969 (or before July 2, 1982, if a government instrument). If you sell, trade, or redeem for a gain one of these debt instruments, the part of your gain that is not more than your ratable share of the OID at the time of the sale or redemption is ordinary income. The rest of the gain is capital gain. If, however, there was an intention to call the debt instrument before maturity, all of your gain that is not more than the entire OID is treated as ordinary income at the time of the sale. This treatment of taxable gain also applies to corporate instruments issued after May 27, 1969, under a written commitment that was binding on May 27, 1969, and at all times thereafter.

Long-term debt instruments issued after May 27, 1969 (or after July 1, 1982, if a government instrument). If you hold one of these debt instruments, you must include a part of the OID in your gross income each year that you own the instrument. Your basis in that debt instrument is increased by the amount of OID that you have included in your gross income. See *Original Issue Discount (OID)* in chapter 7 for information about the OID that you must report on your tax return.

If you sell or trade the debt instrument before maturity, your gain is a capital gain. However, if at the time the instrument was originally issued there was an intention to call it before its maturity, your gain generally is ordinary income to the extent of the entire OID reduced by any amounts of OID previously includible in your income. In this case, the rest of the gain is a capital gain.

Market discount bonds. If the debt instrument has market discount and you chose to include the discount in income as it accrued, increase your basis in the debt instrument by the accrued discount to figure capital gain or loss on its disposition. If you did not choose to include the discount in income as it accrued, you must report gain as ordinary interest income up to the instrument's accrued market discount. The rest of the gain is capital gain. See *Market Discount Bonds* in chapter 1 of Publication 550.

A different rule applies to market discount bonds issued before July 19, 1984, and purchased by you before May 1, 1993. See *Market*

discount bonds under *Discounted Debt Instruments* in chapter 4 of Publication 550.

Retirement of debt instrument. Any amount that you receive on the retirement of a debt instrument is treated in the same way as if you had sold or traded that instrument.

Notes of individuals. If you hold an obligation of an individual that was issued with OID after March 1, 1984, you generally must include the OID in your income currently, and your gain or loss on its sale or retirement is generally capital gain or loss. An exception to this treatment applies if the obligation is a loan between individuals and all of the following requirements are met.

1. The lender is not in the business of lending money.
2. The amount of the loan, plus the amount of any outstanding prior loans, is \$10,000 or less.
3. Avoiding federal tax is not one of the principal purposes of the loan.

If the exception applies, or the obligation was issued before March 2, 1984, you do not include the OID in your income currently. When you sell or redeem the obligation, the part of your gain that is not more than your accrued share of the OID at that time is ordinary income. The rest of the gain, if any, is capital gain. Any loss on the sale or redemption is capital loss.

Deposit in Insolvent or Bankrupt Financial Institution

If you lose money you have on deposit in a qualified financial institution that becomes insolvent or bankrupt, you may be able to deduct your loss in one of three ways.

1. Ordinary loss,
2. Casualty loss, or
3. Nonbusiness bad debt (short-term capital loss).

For more information, see *Deposit in Insolvent or Bankrupt Financial Institution*, in chapter 4 of Publication 550.

Sale of Annuity

The part of any gain on the sale of an annuity contract before its maturity date that is based on interest accumulated on the contract is ordinary income.

Losses on Section 1244 (Small Business) Stock

You can deduct as an ordinary loss, rather than as a capital loss, your loss on the sale, trade, or worthlessness of section 1244 stock. Report the loss on Form 4797, line 10.

Any gain on section 1244 stock is a capital gain if the stock is a capital asset in your hands. Report the gain on Schedule D (Form 1040). See *Losses on Section 1244 (Small Business) Stock* in chapter 4 of Publication 550.

Losses on Small Business Investment Company Stock

See *Losses on Small Business Investment Company Stock* in chapter 4 of Publication 550.

Holding Period

If you sold or traded investment property, you must determine your holding period for the property. Your holding period determines whether any capital gain or loss was a short-term or long-term capital gain or loss.

Long term or short term. If you hold investment property more than 1 year, any capital gain or loss is a long-term capital gain or loss. If you hold the property 1 year or less, any capital gain or loss is a short-term capital gain or loss.

To determine how long you held the investment property, begin counting on the date after the day you acquired the property. The day you disposed of the property is part of your holding period.

Example. If you bought investment property on February 5, 2004, and sold it on February 5, 2005, your holding period is not more than 1 year and you have a short-term capital gain or loss. If you sold it on February 6, 2005, your holding period is more than 1 year and you will have a long-term capital gain or loss.

Securities traded on established market. For securities traded on an established securities market, your holding period begins the day after the trade date you bought the securities, and ends on the trade date you sold them.



Do not confuse the trade date with the settlement date, which is the date by which the stock must be delivered and payment must be made.

Example. You are a cash method, calendar year taxpayer. You sold stock at a gain on December 29, 2005. According to the rules of the stock exchange, the sale was closed by delivery of the stock 3 trading days after the sale, on January 4, 2006. You received payment of the sales price on that same day. Report your gain on your 2005 return, even though you received the payment in 2006. The gain is long term or short term depending on whether you held the stock more than 1 year. Your holding period ended on December 29. If you had sold the stock at a loss, you would also report it on your 2005 return.

Automatic investment service. In determining your holding period for shares bought by the bank or other agent, full shares are considered bought first and any fractional shares are considered bought last. Your holding period starts on the day after the bank's purchase date. If a share was bought over more than one purchase date, your holding period for that share is a split holding period. A part of the share is considered to have been bought on each date that stock was bought by the bank with the proceeds of available funds.

Nontaxable trades. If you acquire investment property in a trade for other investment property and your basis for the new property is determined, in whole or in part, by your basis in the old property, your holding period for the new

property begins on the day following the date you acquired the old property.

Property received as a gift. If you receive a gift of property and your basis is determined by the donor's adjusted basis, your holding period is considered to have started on the same day the donor's holding period started.

If your basis is determined by the fair market value of the property, your holding period starts on the day after the date of the gift.

Inherited property. If you inherit investment property, your capital gain or loss on any later disposition of that property is treated as a long-term capital gain or loss. This is true regardless of how long you actually held the property.

Real property bought. To figure how long you have held real property bought under an unconditional contract, begin counting on the day after you received title to it or on the day after you took possession of it and assumed the burdens and privileges of ownership, whichever happened first. However, taking delivery or possession of real property under an option agreement is not enough to start the holding period. The holding period cannot start until there is an actual contract of sale. The holding period of the seller cannot end before that time.

Stock dividends. The holding period for stock you received as a taxable stock dividend begins on the date of distribution.

The holding period for new stock you received as a nontaxable stock dividend begins on the same day as the holding period of the old stock. This rule also applies to stock acquired in a "spin-off," which is a distribution of stock or securities in a controlled corporation.

Nontaxable stock rights. Your holding period for nontaxable stock rights begins on the same day as the holding period of the underlying stock. The holding period for stock acquired through the exercise of stock rights begins on the date the right was exercised.

Nonbusiness Bad Debts

If someone owes you money that you cannot collect, you have a bad debt. You may be able to deduct the amount owed to you when you figure your tax for the year the debt becomes worthless.

Bad debts that did not come from operating your trade or business are nonbusiness bad debts and are deductible as short-term capital losses. To be deductible, nonbusiness bad debts must be totally worthless. You cannot deduct a partly worthless nonbusiness debt.

Genuine debt required. A debt must be genuine for you to deduct a loss. A debt is genuine if it arises from a debtor-creditor relationship based on a valid and enforceable obligation to repay a fixed or determinable sum of money.

Basis in bad debt required. To deduct a bad debt, you must have a basis in it — that is, you must have already included the amount in your income or loaned out your cash. For example, you cannot claim a bad debt deduction for court-ordered child support not paid to you by your former spouse. If you are a cash method

taxpayer (as most individuals are), you generally cannot take a bad debt deduction for unpaid salaries, wages, rents, fees, interest, dividends, and similar items.

How to report bad debts. Deduct nonbusiness bad debts as short-term capital losses on Schedule D (Form 1040).

On Schedule D, Part I, line 1, enter the name of the debtor and "statement attached" in column (a). Enter the amount of the bad debt in parentheses in column (f). Use a separate line for each bad debt.

For each bad debt, attach a statement to your return that contains:

1. A description of the debt, including the amount, and the date it became due,
2. The name of the debtor, and any business or family relationship between you and the debtor,
3. The efforts you made to collect the debt, and
4. Why you decided the debt was worthless. For example, you could show that the borrower has declared bankruptcy, or that legal action to collect would probably not result in payment of any part of the debt.

Filing a claim for refund. If you do not deduct a bad debt on your original return for the year it becomes worthless, you can file a claim for a credit or refund due to the bad debt. To do this, use Form 1040X to amend your return for the year the debt became worthless. You must file it within 7 years from the date your original return for that year had to be filed, or 2 years from the date you paid the tax, whichever is later. For more information about filing a claim, see *Amended Returns and Claims for Refund* in chapter 1.

Additional information. For more information, see *Nonbusiness Bad Debts* in Publication 550. For information on business bad debts, see chapter 11 of Publication 535, *Business Expenses*.

Wash Sales

You cannot deduct losses from sales or trades of stock or securities in a wash sale.

A wash sale occurs when you sell or trade stock or securities at a loss and within 30 days before or after the sale you:

1. Buy substantially identical stock or securities,
2. Acquire substantially identical stock or securities in a fully taxable trade, or
3. Acquire a contract or option to buy substantially identical stock or securities.

If your loss was disallowed because of the wash sale rules, add the disallowed loss to the cost of the new stock or securities. The result is your basis in the new stock or securities. This adjustment postpones the loss deduction until the disposition of the new stock or securities.

For more information, see *Wash Sales*, in chapter 4 of Publication 550.

Rollover of Gain From Publicly Traded Securities

You may qualify for a tax-free rollover of certain gains from the sale of publicly traded securities. This means that if you buy certain replacement property and make the choice described in this section, you postpone part or all of your gain.

You postpone the gain by adjusting the basis of the replacement property as described in *Basis of replacement property*, later. This postpones your gain until the year you dispose of the replacement property.

You qualify to make this choice if you meet all the following tests.

1. You sell publicly traded securities at a gain. Publicly traded securities are securities traded on an established securities market.
2. Your gain from the sale is a capital gain.
3. During the 60-day period beginning on the date of the sale, you buy replacement property. This replacement property must be either common stock or a partnership interest in a specialized small business investment company (SSBIC). This is any partnership or corporation licensed by the Small Business Administration under section 301(d) of the Small Business Investment Act of 1958, as in effect on May 13, 1993.

Amount of gain recognized. If you make the choice described in this section, you must recognize gain only up to the following amount.

1. The amount realized on the sale, minus
2. The cost of any common stock or partnership interest in an SSBIC that you bought during the 60-day period beginning on the date of sale (and did not previously take into account on an earlier sale of publicly traded securities).

If this amount is less than the amount of your gain, you can postpone the rest of your gain, subject to the limit described next. If this amount is equal to or more than the amount of your gain, you must recognize the full amount of your gain.

Limit on gain postponed. The amount of gain you can postpone each year is limited to the smaller of:

1. \$50,000 (\$25,000 if you are married and file a separate return), or
2. \$500,000 (\$250,000 if you are married and file a separate return), minus the amount of gain you postponed for all earlier years.

Basis of replacement property. You must subtract the amount of postponed gain from the basis of your replacement property.

How to report and postpone gain. See chapter 4 of Publication 550 for details on how to report and postpone the gain.

15.

Selling Your Home

What's New

Katrina Emergency Tax Relief Act of 2005. This Act provides tax relief for persons affected by Hurricane Katrina. Under this Act, some of the rules that determine when to recapture a federal mortgage subsidy have changed. See Publication 4492.

Reminders

Change of address. If you change your mailing address, be sure to notify the IRS using Form 8822, Change of Address. Mail it to the Internal Revenue Service Center for your old address. (Addresses for the Service Centers are on the back of the form.)

Home sold with undeducted points. If you have not deducted all the points you paid to secure a mortgage on your old home, you may be able to deduct the remaining points in the year of the sale. See *Mortgage ending early* under *Points* in chapter 23.

Introduction

This chapter explains the tax rules that apply when you sell your main home. Generally, your main home is the one in which you live most of the time.

If you sold your main home in 2005, you may be able to exclude from income any gain up to a limit of \$250,000 (\$500,000 on a joint return in most cases). See *Excluding the Gain*, later. If you can exclude all of the gain, you do not need to report the sale on your tax return.

If you have gain that cannot be excluded, it is taxable. Report it on Schedule D (Form 1040). You may also have to include Form 4797, Sales of Business Property. See *Reporting the Sale*, later.

If you have a loss on the sale, you cannot deduct it on your return.

The main topics in this chapter are:

- Figuring gain or loss,
- Basis,
- Excluding the gain,
- Ownership and use tests, and
- Reporting the sale.

Other topics include:

- Business use or rental of home, and
- Recapturing a federal mortgage subsidy.

Useful Items

You may want to see:

Publication

- 523** Selling Your Home
- 530** Tax Information for First-Time Homeowners

Form (and Instructions)

- Schedule D (Form 1040)** Capital Gains and Losses
- 8822** Change of Address
- 8828** Recapture of Federal Mortgage Subsidy

Main Home

This section explains the term "main home." Usually, the home you live in most of the time is your main home and can be a:

- House,
- Houseboat,
- Mobile home,
- Cooperative apartment, or
- Condominium.

To exclude gain under the rules of this chapter, you generally must have owned and lived in the property as your main home for at least 2 years during the 5-year period ending on the date of sale.

Land. If you sell the land on which your main home is located, but not the house itself, you cannot exclude any gain you have from the sale of the land.

Example. On March 4, 2005, you sell the land on which your main home is located. You buy another piece of land and move your house to it. This sale is not considered a sale of your main home, and you cannot exclude any gain on the sale of the land.

More than one home. If you have more than one home, you can exclude gain only from the sale of your main home. You must include in income the gain from the sale of any other home. If you have two homes and live in both of them, your main home is ordinarily the one you live in most of the time.

Example 1. You own and live in a house in the city. You also own a beach house, which you use during summer months. The house in the city is your main home.

Example 2. You own a house, but you live in another house that you rent. The rented house is your main home.

Property used partly as your main home. If you use only part of the property as your main home, the rules discussed in this chapter apply only to the gain or loss on the sale of that part of the property. For details, see *Business Use or Rental of Home*, later.

Figuring Gain or Loss

To figure the gain or loss on the sale of your main home, you must know the selling price, the amount realized, and the adjusted basis. Subtract the adjusted basis from the amount realized to get your gain or loss.

Selling price
– Selling expenses
Amount realized
– Adjusted basis
Gain or loss

Selling Price

The selling price is the total amount you receive for your home. It includes money, all notes, mortgages, or other debts assumed by the buyer as part of the sale, and the fair market value of any other property or any services you receive.

Payment by employer. You may have to sell your home because of a job transfer. If your employer pays you for a loss on the sale or for your selling expenses, do not include the payment as part of the selling price. Your employer will include it as wages in box 1 of your Form W-2 and you will include it on Form 1040, line 7.

Option to buy. If you grant an option to buy your home and the option is exercised, add the amount you receive for the option to the selling price of your home. If the option is not exercised, you must report the amount as ordinary income in the year the option expires. Report this amount on Form 1040, line 21.

Form 1099-S. If you received Form 1099-S, Proceeds From Real Estate Transactions, box 2 (gross proceeds) should show the total amount you received for your home.

However, box 2 will not include the fair market value of any property other than cash or notes, or any services, you received or will receive. Instead, box 4 will be checked to indicate your receipt (or expected receipt) of these items.

If you can exclude the entire gain, the person responsible for closing the sale generally will not have to report it on Form 1099-S. If you do not receive Form 1099-S, use sale documents and other records to figure the total amount you received for your home.

Amount Realized

The amount realized is the selling price minus selling expenses.

Selling expenses. Selling expenses include:

- Commissions,
- Advertising fees,
- Legal fees, and
- Loan charges paid by the seller, such as loan placement fees or "points."

Adjusted Basis

While you owned your home, you may have made adjustments (increases or decreases) to the basis. This adjusted basis must be determined before you can figure gain or loss on the sale of your home. For information on how to figure your home's adjusted basis, see *Determining Basis*, later.

Amount of Gain or Loss

To figure the amount of gain or loss, compare the amount realized to the adjusted basis.

Gain on sale. If the amount realized is more than the adjusted basis, the difference is a gain and, except for any part you can exclude, generally is taxable.

Loss on sale. If the amount realized is less than the adjusted basis, the difference is a loss. A loss on the sale of your main home cannot be deducted.

Jointly owned home. If you and your spouse sell your jointly owned home and file a joint return, you figure your gain or loss as one taxpayer.

Separate returns. If you file separate returns, each of you must figure your own gain or loss according to your ownership interest in the home. Your ownership interest is determined by state law.

Joint owners not married. If you and a joint owner other than your spouse sell your jointly owned home, each of you must figure your own gain or loss according to your ownership interest in the home. Each of you applies the rules discussed in this chapter on an individual basis.

Other Dispositions

The following rules apply to foreclosures and repossessions, abandonments, trades, and transfers to a spouse.

Foreclosure or repossession. If your home was foreclosed on or repossessed, you have a sale.

You figure the gain or loss from the sale in generally the same way as gain or loss from any sale. But the amount of your gain or loss depends, in part, on whether you were personally liable for repaying the debt secured by the home. See Publication 523 for more information.

Form 1099-A and Form 1099-C. Generally, you will receive Form 1099-A, Acquisition or Abandonment of Secured Property, from your lender. This form will have the information you need to determine the amount of your gain or loss and any ordinary income from cancellation of debt. If your debt is canceled, you may receive Form 1099-C, Cancellation of Debt.

Abandonment. If you abandon your home, you may have ordinary income. If the abandoned home secures a debt for which you are personally liable and the debt is canceled, you have ordinary income equal to the amount of the canceled debt. See Publication 523 for more information.

Trading homes. If you trade your old home for another home, treat the trade as a sale and a purchase.

Example. You owned and lived in a home that had an adjusted basis of \$41,000. A real

estate dealer accepted your old home as a trade-in and allowed you \$50,000 toward a new home priced at \$80,000. This is treated as a sale of your old home for \$50,000 with a gain of \$9,000 (\$50,000 – \$41,000).

If the dealer had allowed you \$27,000 and assumed your unpaid mortgage of \$23,000 on your old home, your sales price would still be \$50,000 (the \$27,000 trade-in allowed plus the \$23,000 mortgage assumed).

Transfer to spouse. If you transfer your home to your spouse, or to your former spouse incident to your divorce, you generally have no gain or loss. This is true even if you receive cash or other consideration for the home. Therefore, the rules in this chapter do not apply.

More information. If you need more information, see *Transfer to spouse* in Publication 523 and *Property Settlements* in Publication 504, Divorced or Separated Individuals.

Determining Basis

You need to know your basis in your home to determine any gain or loss when you sell it. Your basis in your home is determined by how you got the home. Your basis is its cost if you bought it or built it. If you got it in some other way (inheritance, gift, etc.), its basis is either its fair market value when you got it or the adjusted basis of the person you got it from.

While you owned your home, you may have made adjustments (increases or decreases) to your home's basis. The result of these adjustments is your home's adjusted basis, which is used to figure gain or loss on the sale of your home. See *Adjusted Basis*, later.

You can find more information on basis and adjusted basis in chapter 13 of this publication and in Publication 523.

Cost As Basis

The cost of property is the amount you pay for it in cash, debt obligations, other property, or services.

Purchase. If you buy your home, your basis is its cost to you. This includes the purchase price and certain settlement or closing costs. Generally, your purchase price includes your down payment and any debt, such as a first or second mortgage or notes you gave the seller in payment for the home. If you build, or contract to build, a new home, your purchase price can include costs of construction, as discussed in Publication 523.

Settlement fees or closing costs. When you bought your home, you may have paid settlement fees or closing costs in addition to the contract price of the property. You can include in your basis some of the settlement fees and closing costs you paid for buying the home. You cannot include in your basis the fees and costs for getting a mortgage loan. A fee paid for buying the home is any fee you would have had to pay even if you paid cash for the home.

Chapter 13 lists some of the settlement fees and closing costs that you can include in the basis of property, including your home. It also lists some settlement costs that cannot be included in basis.

Also see Publication 523 for additional items and a discussion of basis other than cost.

Adjusted Basis

Adjusted basis is your basis increased or decreased by certain amounts.

Increases to basis. These include any:

- Additions and other improvements that have a useful life of more than 1 year,
- Special assessments for local improvements, and
- Amounts you spent after a casualty to restore damaged property.

Decreases to basis. These include any:

- Gain you postponed from the sale of a previous home before May 7, 1997,
- Deductible casualty losses,
- Insurance payments you received or expect to receive for casualty losses,
- Payments you received for granting an easement or right-of-way,
- Depreciation allowed or allowable if you used your home for business or rental purposes,
- Residential energy credit (generally allowed from 1977 through 1987) claimed for the cost of energy improvements that you added to the basis of your home,
- Adoption credit you claimed for improvements added to the basis of your home,
- Nontaxable payments from an adoption assistance program of your employer that you used for improvements you added to the basis of your home,
- First-time homebuyer credit (allowed to certain first-time buyers of a home in the District of Columbia), and
- Energy conservation subsidy excluded from your gross income because you received it (directly or indirectly) from a public utility after 1992 to buy or install any energy conservation measure. An energy conservation measure is an installation or modification that is primarily designed either to reduce consumption of electricity or natural gas or to improve the management of energy demand for a home.

Improvements. These add to the value of your home, prolong its useful life, or adapt it to new uses. You add the cost of additions and other improvements to the basis of your property.

Examples. Putting a recreation room or another bathroom in your unfinished basement, putting up a new fence, putting in new plumbing or wiring, putting on a new roof, or paving your unpaved driveway are improvements. An addition to your house, such as a new deck, a sunroom, or a garage, is also an improvement.

Repairs. These maintain your home in good condition but do not add to its value or prolong its life. You do not add their cost to the basis of your property.

Examples. Repainting your house inside or outside, fixing your gutters or floors, repairing leaks or plastering, and replacing broken window panes are examples of repairs.



Recordkeeping. You should keep records to prove your home's adjusted basis. Ordinarily, you must keep records for 3 years after the due date for filing your return for the tax year in which you sold your home. But if you sold a home before May 7, 1997, and postponed tax on any gain, the basis of that home affects the basis of the new home you bought. Keep records proving the basis of both homes as long as they are needed for tax purposes.

The records you should keep include:

- Proof of the home's purchase price and purchase expenses,
- Receipts and other records for all improvements, additions, and other items that affect the home's adjusted basis,
- Any worksheets you used to figure the adjusted basis of the home you sold, the gain or loss on the sale, the exclusion, and the taxable gain,
- Any Form 2119, Sale of Your Home, that you filed to postpone gain from the sale of a previous home before May 7, 1997, and
- Any worksheets you used to prepare Form 2119, such as the *Adjusted Basis of Home Sold Worksheet* or the *Capital Improvements Worksheet* from the Form 2119 instructions.

Excluding the Gain

You may qualify to exclude from your income all or part of any gain from the sale of your main home. This means that, if you qualify, you will not have to pay tax on the gain up to the limit described under *Maximum Exclusion*, next. To qualify, you must meet the ownership and use tests described later.

You can choose not to take the exclusion by including the gain from the sale in your gross income on your tax return for the year of the sale.

Maximum Exclusion

You can exclude up to \$250,000 of the gain on the sale of your main home if all of the following are true.

- You meet the ownership test.
- You meet the use test.
- During the 2-year period ending on the date of the sale, you did not exclude gain from the sale of another home.

You can exclude up to \$500,000 of the gain on the sale of your main home if all of the following are true.

- You are married and file a joint return for the year.
- Either you or your spouse meets the ownership test.
- Both you and your spouse meet the use test.
- During the 2-year period ending on the date of the sale, neither you nor your spouse excluded gain from the sale of another home.

Ownership and Use Tests

To claim the exclusion, you must meet the ownership and use tests. This means that during the 5-year period ending on the date of the sale, you must have:

- Owned the home for at least 2 years (the ownership test), and
- Lived in the home as your main home for at least 2 years (the use test).

Exception. If you owned and lived in the property as your main home for less than 2 years, you can still claim an exclusion in some cases. The maximum amount you can claim will be reduced. See *Reduced Maximum Exclusion*, later.

Example 1—home owned and occupied for 3 years. Amanda bought and moved into her main home in September 2002. She sold the home at a gain on September 15, 2005. During the 5-year period ending on the date of sale (September 16, 2000 – September 15, 2005), she owned and lived in the home for 3 years. She meets the ownership and use tests.

Example 2—met ownership test but not use test. Dan bought a home in 1999. After living in it for 6 months, he moved out. He never lived in the home again and sold it at a gain on June 28, 2005. He owned the home during the entire 5-year period ending on the date of sale (June 29, 2000 – June 28, 2005). However, he did not live in it for the required 2 years. He meets the ownership test but not the use test. He cannot exclude any part of his gain on the sale, unless he qualified for a reduced maximum exclusion (explained later).

Period of Ownership and Use

The required 2 years of ownership and use during the 5-year period ending on the date of the sale do not have to be continuous.

You meet the tests if you can show that you owned and lived in the property as your main home for either 24 full months or 730 days (365 × 2) during the 5-year period ending on the date of sale.

Temporary absence. Short temporary absences for vacations or other seasonal absences, even if you rent out the property during the absences, are counted as periods of use.

Example. Professor Paul Beard, who is single, bought and moved into a house on August 28, 2002. He lived in it as his main home continuously until January 5, 2004, when he went abroad for a 1-year sabbatical leave. During part of the period of leave, the house was unoccupied, and during the rest of the period, he rented it. On January 6, 2005, he sold the house at a gain.

Because his leave was not a short temporary absence, he cannot include the period of leave to meet the 2-year use test. He cannot exclude any part of his gain, unless he qualifies for a reduced maximum exclusion (explained later). Even if he does qualify for a reduced maximum exclusion, he cannot exclude the part of the gain equal to the depreciation he claimed (or could have claimed) while renting the house. See *Depreciation after May 6, 1997*, later.

Ownership and use tests met at different times. You can meet the ownership and use tests during different 2-year periods. However, you must meet both tests during the 5-year period ending on the date of the sale.

Example. In 1996, Helen Jones lived in a rented apartment. The apartment building was later changed to a condominium, and she bought her apartment on December 3, 2002. In 2003, Helen became ill and on April 14 of that year she moved to her daughter's home. On July 12, 2005, while still living in her daughter's home, she sold her apartment.

Helen can exclude gain on the sale of her apartment because she met the ownership and use tests. Her 5-year period is from July 13, 2000, to July 12, 2005, the date she sold the apartment. She owned her apartment from December 3, 2002, to July 12, 2005 (more than 2 years). She lived in the apartment from July 13, 2000 (the beginning of the 5-year period), to April 14, 2003 (more than 2 years).

Cooperative apartment. If you sold stock in a cooperative housing corporation, the ownership and use tests are met if, during the 5-year period ending on the date of sale, you:

- Owned the stock for at least 2 years, and
- Lived in the house or apartment that the stock entitles you to occupy as your main home for at least 2 years.

Members of the uniformed services or Foreign Service. You can choose to have the 5-year test period for ownership and use suspended during any period you or your spouse serve on "qualified official extended duty" as a member of the uniformed services or Foreign Service of the United States. This means that you may be able to meet the 2-year use test even if, because of your service, you did not actually live in your home for at least the required 2 years during the 5-year period ending on the date of sale.

If this helps you qualify to exclude gain, you can choose to have the 5-year test period suspended by filing a return for the year of sale that does not include the gain.

Example. David bought and moved into a home in 1997. He lived in it as his main home for 2½ years. For the next 6 years, he did not live in it because he was on qualified official extended duty with the Army. He then sold the home at a gain in 2005. To meet the use test, David chooses to suspend the 5-year test period for the 6 years he was on qualifying official extended duty. This means he can disregard those 6 years. Therefore, David's 5-year test period consists of the 5 years before he went on qualifying official extended duty. He meets the ownership and use tests because he owned and lived in the home for 2½ years during this test period.

Period of suspension. The period of suspension cannot last more than 10 years. Together, the 10-year suspension period and the 5-year test period can be as long as, but no more than, 15 years. You cannot suspend the 5-year period for more than one property at a time. You can revoke your choice to suspend the 5-year period at any time.

For more information about the suspension of the 5-year test period, see *Members of the uniformed services or Foreign Service* in Publication 523.

Exception for individuals with a disability. There is an exception to the use test if during the 5-year period before the sale of your home:

- You become physically or mentally unable to care for yourself, and
- You owned and lived in your home as your main home for a total of at least 1 year.

Under this exception, you are considered to live in your home during any time that you own the home and live in a facility (including a nursing home) that is licensed by a state or political subdivision to care for persons in your condition.

If you meet this exception to the use test, you still have to meet the 2-out-of-5-year ownership test to claim the exclusion.

Previous home destroyed or condemned.

For the ownership and use tests, you add the time you owned and lived in a previous home that was destroyed or condemned to the time you owned and lived in the home on which you wish to exclude gain. This rule applies if any part of the basis of the home you sold depended on the basis of the destroyed or condemned home. Otherwise, you must have owned and lived in the same home for 2 of the 5 years before the sale to qualify for the exclusion.

Married Persons

If you and your spouse file a joint return for the year of sale, you can exclude gain if either spouse meets the ownership and use tests. (But see *Maximum Exclusion*, earlier.)

Example 1—one spouse sells a home.

Emily sells her home in June 2005. She marries Jamie later in the year. She meets the ownership and use tests, but Jamie does not. She can exclude up to \$250,000 of gain on a separate or joint return for 2005.

Example 2—each spouse sells a home.

The facts are the same as in *Example 1* except that Jamie also sells a home in 2005. He meets the ownership and use tests on his home. Emily and Jamie can each exclude up to \$250,000 of gain.

Death of spouse before sale. If your spouse died and you did not remarry before the date of sale, you are considered to have owned and lived in the property as your main home during any period of time when your spouse owned and lived in it as a main home.

Home transferred from spouse. If your home was transferred to you by your spouse (or former spouse if the transfer was incident to divorce), you are considered to have owned it during any period of time when your spouse owned it.

Use of home after divorce. You are considered to have used property as your main home during any period when:

- You owned it, and
- Your spouse or former spouse is allowed to live in it under a divorce or separation instrument and uses it as his or her main home.

Reduced Maximum Exclusion

You can claim an exclusion, but the maximum amount of gain you can exclude will be reduced, if either of the following is true.

1. You did not meet the ownership and use tests, but the reason you sold the home was:
 - a. A change in place of employment,
 - b. Health, or
 - c. Unforeseen circumstances (as defined later).
2. Your exclusion would have been disallowed because of the rule described in *More Than One Home Sold During 2-Year Period*, later, except that the reason you sold the home was:
 - a. A change in place of employment,
 - b. Health, or
 - c. Unforeseen circumstances (as defined next).

Use *Worksheet 3* in Publication 523 to figure your reduced maximum exclusion.

Unforeseen circumstances. The sale of your main home is because of an unforeseen circumstance if your primary reason for the sale is the occurrence of an event that you could not reasonably have anticipated before buying and occupying your main home. For more information on unforeseen circumstances, see Publication 523.

More Than One Home Sold During 2-Year Period

You cannot exclude gain on the sale of your home if, during the 2-year period ending on the date of the sale, you sold another home at a gain and excluded all or part of that gain. If you cannot exclude the gain, you must include it in your income.

Exception. You still can claim an exclusion, but the maximum amount of gain you can exclude will be reduced, if the reason you sold the home was:

- A change in place of employment,
- Health, or
- Unforeseen circumstances (as defined earlier).

For more information about this exception, see *More Than One Home Sold During 2-Year Period* in Publication 523.

Business Use or Rental of Home

You may be able to exclude your gain from the sale of a home that you have used for business or to produce rental income. But you must meet the ownership and use tests.

Example 1. On May 29, 1999, Amy bought a house. She moved in on that date and lived in it until May 31, 2001, when she moved out of the house and put it up for rent. The house was

rented from June 1, 2001, to March 31, 2003. Amy moved back into the house on April 1, 2003, and lived there until she sold it on January 30, 2005. During the 5-year period ending on the date of the sale (January 31, 2000 – January 30, 2005), Amy owned and lived in the house for more than 2 years as shown in the table below.

Five Year Period	Used as Home	Used as Rental
1/31/00 – 5/31/01	16 months	
6/1/01 – 3/31/03		22 months
4/1/03 – 1/30/05	22 months 38 months	22 months

Amy can exclude gain up to \$250,000. However, she generally cannot exclude the part of the gain equal to the depreciation she claimed or could have claimed for renting the house, as explained after *Example 2*.

Example 2. William owned and used a house as his main home from 1999 through 2002. On January 1, 2003, he moved to another state. He rented his house from that date until April 30, 2005, when he sold it. During the 5-year period ending on the date of sale (May 1, 2000 – April 30, 2005), William owned and lived in the house for 32 months (more than 2 years). He must report the sale on Form 4797. He can exclude gain up to \$250,000. However, he generally cannot exclude the part of the gain equal to the depreciation he claimed or could have claimed for renting the house, as explained next.

Depreciation after May 6, 1997. If you were entitled to take depreciation deductions because you used your home for business purposes or as rental property, you cannot exclude the part of your gain equal to any depreciation allowed as a deduction for periods after May 6, 1997. If you can show by adequate records or other evidence that the depreciation allowed was less than the amount allowable, the amount you cannot exclude is the amount allowed.

Property used partly for business or rental. If you used property partly as a home and partly for business or to produce income, see Publication 523.

Reporting the Sale

Do not report the 2005 sale of your main home on your tax return unless:

- You have a gain and you do not qualify to exclude all of it, or
- You have a gain and you choose not to exclude it.

If you have any taxable gain on the sale of your main home that cannot be excluded, report the entire gain realized on Schedule D (Form 1040). Report it in column (f) of line 1 or line 8 of Schedule D, depending on how long you owned the home. If you qualify for an exclusion, show it on the line directly below the line on which you report the gain. Write “Section 121 exclusion” in column (a) of that line and show the amount of the exclusion in column (f) as a loss (in parentheses).

If you used the home for business or to produce rental income, you may have to use

Form 4797 to report the sale of the business or rental part (or the sale of the entire property if used entirely for business or rental in that year). See *Business Use or Rental of Home* in Publication 523.

Installment sale. Some sales are made under arrangements that provide for part or all of the selling price to be paid in a later year. These sales are called “installment sales.” If you finance the buyer’s purchase of your home yourself, instead of having the buyer get a loan or mortgage from a bank, you probably have an installment sale. You may be able to report the part of the gain you cannot exclude on the installment basis.

Use Form 6252, Installment Sale Income, to report the sale. Enter your exclusion on line 15 of Form 6252.

Seller-financed mortgage. If you sell your home and hold a note, mortgage, or other financial agreement, the payments you receive generally consist of both interest and principal. You must report the interest you receive as part of each payment separately as interest income. If the buyer of your home uses the property as a main or second home, you must also report the name, address, and social security number (SSN) of the buyer on line 1 of either Schedule B (Form 1040) or Schedule 1 (Form 1040A). The buyer must give you his or her SSN and you must give the buyer your SSN. Failure to meet these requirements may result in a \$50 penalty for each failure. If you or the buyer does not have and is not eligible to get an SSN, see *Social Security Number* in chapter 1.

More information. For more information on installment sales, see Publication 537, *Installment Sales*.

Special Situations

The situations that follow may affect your exclusion.

Sale of home acquired in like-kind exchange. You cannot claim the exclusion if:

1. You acquired your home in a like-kind exchange (also known as a section 1031 exchange), and
2. You sold the home:
 - a. After October 22, 2004, and
 - b. During the 5-year period beginning with the date you acquired the home.

To defer gain from a like-kind exchange, you must have exchanged business or investment property for business or investment property of a like kind. For more information about like-kind exchanges, see Publication 544, *Sales and Other Dispositions of Assets*.

Like-kind exchange of property used partly for business. If you use your main home partly for business or rental purposes and then exchange the home for another property, see Publication 523.

Expatriates. You cannot claim the exclusion if the expatriation tax applies to you. The expatriation tax applies to U.S. citizens who have renounced their citizenship (and long-term residents who have ended their residency) if one of their principal purposes was to avoid U.S. taxes. For more information about the expatriation tax, see chapter 4 of Publication 519, U.S. Tax Guide for Aliens.

Home destroyed or condemned. If your home was destroyed or condemned, any gain (for example, because of insurance proceeds you received) qualifies for the exclusion.

Any part of the gain that cannot be excluded (because it is more than the limit) may be postponed under the rules explained in:

- Publication 547, *Casualties, Disasters, and Thefts*, in the case of a home that was destroyed, or
- Publication 544, in the case of a home that was condemned.

Sale of remainder interest. Subject to the other rules in this chapter, you can choose to exclude gain from the sale of a remainder interest in your home. If you make this choice, you cannot choose to exclude gain from your sale of any other interest in the home that you sell separately.

Exception for sales to related persons. You cannot exclude gain from the sale of a remainder interest in your home to a related person. Related persons include your brothers and sisters, half-brothers and half-sisters, spouse, ancestors (parents, grandparents, etc.), and lineal descendants (children, grandchildren, etc.). Related persons also include certain corporations, partnerships, trusts, and exempt organizations.

Recapturing (Paying Back) a Federal Mortgage Subsidy

If you financed your home under a federally subsidized program (loans from tax-exempt qualified mortgage bonds or loans with mortgage credit certificates), you may have to recapture (pay back) all or part of the benefit you received from that program when you sell or otherwise dispose of your home. You recapture the benefit by increasing your federal income tax for the year of the sale. You may have to pay this recapture tax even if you can exclude your gain from income under the rules discussed earlier; that exclusion does not affect the recapture tax.

Loans subject to recapture rules. The recapture applies to loans that:

1. Came from the proceeds of qualified mortgage bonds, or
2. Were based on mortgage credit certificates.

The recapture also applies to assumptions of these loans.

When the recapture applies. The recapture of the federal mortgage subsidy applies only if you meet both of the following conditions.

1. You sell or otherwise dispose of your home:
 - a. At a gain, and
 - b. During the first 9 years after the date you closed your mortgage loan.
2. Your income for the year of disposition is more than that year’s adjusted qualifying income for your family size for that year (related to the income requirements a person must meet to qualify for the federally subsidized program).

When recapture does not apply. The recapture does not apply if any of the following situations apply to you:

- Your mortgage loan was a qualified home improvement loan of not more than \$15,000,
- The home is disposed of as a result of your death,
- You dispose of the home more than 9 years after the date you closed your mortgage loan,
- You transfer the home to your spouse, or to your former spouse incident to a divorce, where no gain is included in your income,
- You dispose of the home at a loss,
- Your home is destroyed by a casualty, and you repair it or replace it on its original site within 2 years after the end of the tax year when the destruction happened, or
- You refinance your mortgage loan (unless you later meet all of the conditions listed previously under *When the recapture applies*).

Notice of amounts. At or near the time of settlement of your mortgage loan, you should receive a notice that provides the federally subsidized amount and other information you will need to figure your recapture tax.

How to figure and report the recapture. The recapture tax is figured on Form 8828, *Recapture of Federal Mortgage Subsidy*. If you sell your home and your mortgage is subject to recapture rules, you must file Form 8828 even if you do not owe a recapture tax. Attach Form 8828 to your Form 1040. For more information, see Form 8828 and its instructions.

16.

Reporting Gains and Losses

Introduction

This chapter discusses how to report capital gains and losses from sales, exchanges, and other dispositions of investment property on Schedule D of Form 1040. The discussion includes:

- How to report short-term gains and losses,
- How to report long-term gains and losses,
- How to figure capital loss carryovers,
- How to figure your tax on a net capital gain, and
- An illustrated example of how to complete Schedule D.

If you sell or otherwise dispose of property used in a trade or business or for the production of income, see Publication 544, *Sales and Other Dispositions of Assets*, before completing Schedule D.

Useful Items

You may want to see:

Publication

- 537** Installment Sales
- 544** Sales and Other Dispositions of Assets
- 550** Investment Income and Expenses

Form (and Instructions)

- Schedule D (Form 1040)** Capital Gains and Losses
- 4797** Sales of Business Property
- 6252** Installment Sale Income
- 8582** Passive Activity Loss Limitations

Reporting Capital Gains and Losses

Report capital gains and losses on Schedule D (Form 1040). Enter your sales and trades of stocks, bonds, etc., and real estate (if not reported on Form 4684, 4797, 6252, 6781, or 8824) on line 1 of Part I or line 8 of Part II, as appropriate. Include all these transactions even if you did not receive a Form 1099-B, Proceeds From Broker and Barter Exchange Transactions, or Form 1099-S, Proceeds From Real Estate Transactions (or substitute statement). You can use Schedule D-1 as a continuation schedule to report more transactions.

Be sure to add all sales price entries in column (d) of lines 1 and 2 and enter the total on line 3. Also add all sales price entries in column (d) of lines 8 and 9 and enter the total on line 10. Then add the following amounts reported to you

for 2005 on Forms 1099-B and Forms 1099-S (or on substitute statements):

1. Proceeds from transactions involving stocks, bonds, and other securities, and
2. Gross proceeds from real estate transactions (other than the sale of your main home if you had no taxable gain) not reported on another form or schedule.

If this total is more than the total of lines 3 and 10, attach a statement to your return explaining the difference.

Installment sales. You cannot use the installment method to report a gain from the sale of stock or securities traded on an established securities market. You must report the entire gain in the year of sale (the year in which the trade date occurs).

Passive activity gains and losses. If you have gains or losses from a passive activity, you may also have to report them on Form 8582. In some cases, the loss may be limited under the passive activity rules. Refer to Form 8582 and its separate instructions for more information about reporting capital gains and losses from a passive activity.

Form 1099-B transactions. If you sold property, such as stocks, bonds, or certain commodities, through a broker, you should receive Form 1099-B or equivalent statement from the broker. Use the Form 1099-B or the equivalent statement to complete Schedule D.

Report the gross proceeds shown in box 2 of Form 1099-B as the gross sales price in column (d) of either line 1 or line 8 of Schedule D, whichever applies. However, if the broker advises you, in box 2 of Form 1099-B, that gross proceeds (gross sales price) less commissions and option premiums were reported to the IRS, enter that net sales price in column (d) of either line 1 or line 8 of Schedule D, whichever applies.

If the net sales price is entered in column (d), do not include the commissions and option premiums in column (e).

Form 1099-S transactions. If you sold or traded reportable real estate, you generally should receive from the real estate reporting person a Form 1099-S showing the gross proceeds.

"Reportable real estate" is defined as any present or future ownership interest in any of the following:

1. Improved or unimproved land, including air space,
2. Inherently permanent structures, including any residential, commercial, or industrial building,
3. A condominium unit and its accessory fixtures and common elements, including land, and
4. Stock in a cooperative housing corporation (as defined in section 216 of the Internal Revenue Code).

A "real estate reporting person" could include the buyer's attorney, your attorney, the title or escrow company, a mortgage lender, your broker, the buyer's broker, or the person acquiring the biggest interest in the property.

Your Form 1099-S will show the gross proceeds from the sale or exchange in box 2. Follow the instructions for Schedule D to report these transactions and include them on line 1 or 8 as appropriate.

Nominees. If you receive gross proceeds as a nominee (that is, the gross proceeds are in your

name but actually belong to someone else), report on Schedule D, lines 3 and 10, only the proceeds that belong to you. Then add the following amounts reported to you for 2005 on Forms 1099-B and 1099-S (or substitute statements) that you are not reporting on another form or schedule included with your return:

1. Proceeds from transactions involving stocks, bonds, and other securities, and
2. Gross proceeds from real estate transactions (other than the sale of your main home if you are not required to report it).

If the total of (1) and (2) is more than the total of lines 3 and 10, attach a statement to your return explaining the reason for the difference.

File Form 1099-B or Form 1099-S with the IRS. If you received gross proceeds as a nominee in 2005, you must file a Form 1099-B or Form 1099-S for those proceeds with the IRS. Send the Form 1099-B or Form 1099-S with a Form 1096, Annual Summary and Transmittal of U.S. Information Returns, to your Internal Revenue Service Center by February 28, 2006 (March 31, 2006, if you file Form 1099-B or Form 1099-S electronically). Give the actual owner of the proceeds Copy B of the Form 1099-B or Form 1099-S by January 31, 2006. On Form 1099-B, you should be listed as the "Payer." The other owner should be listed as the "Recipient." On Form 1099-S, you should be listed as the "Filer." The other owner should be listed as the "Transferor." You do not, however, have to file a Form 1099-B or Form 1099-S to show proceeds for your spouse. For more information about the reporting requirements and the penalties for failure to file (or furnish) certain information returns, see the General Instructions for Forms 1099, 1098, 5498, and W-2G.

Sale of property bought at various times. If you sell a block of stock or other property that you bought at various times, report the short-term gain or loss from the sale on one line in Part I of Schedule D and the long-term gain or loss on one line in Part II. Write "Various" in column (b) for the "Date acquired." See *Comprehensive Example* later in this chapter.

Sale expenses. Add to your cost or other basis any expense of sale such as brokers' fees, commissions, state and local transfer taxes, and option premiums. Enter this adjusted amount in column (e) of either Part I or Part II of Schedule D, whichever applies, unless you reported the net sales price amount in column (d).

For more information about adjustments to basis, see chapter 13.

Short-term gains and losses. Capital gain or loss on the sale or trade of investment property held 1 year or less is a short-term capital gain or loss. You report it in Part I of Schedule D. If the amount you report in column (f) is a loss, show it in parentheses.

You combine your share of short-term capital gain or loss from partnerships, S corporations, and fiduciaries, and any short-term capital loss carryover, with your other short-term capital gains and losses to figure your net short-term capital gain or loss on line 7 of Schedule D.

Long-term gains and losses. A capital gain or loss on the sale or trade of investment property held more than 1 year is a long-term capital gain or loss. You report it in Part II of Schedule D. If the amount you report in column (f) is a loss, show it in parentheses.

You also report the following in Part II of Schedule D:

Table 16-1. What Is Your Maximum Capital Gain Rate?

IF your net capital gain is from ...	THEN your maximum capital gain rate is ...
Collectibles gain	28%
Gain on qualified small business stock minus the section 1202 exclusion	28%
Unrecaptured section 1250 gain	25%
Other gain ¹ and the regular tax rate that would apply is 25% or higher	15%
Other gain ¹ and the regular tax rate that would apply is lower than 25%	5%

¹ Other gain means any gain that is not collectibles gain, gain on qualified small business stock, or unrecaptured section 1250 gain.

1. Undistributed long-term capital gains from a regulated investment company (mutual fund) or real estate investment trust (REIT),
2. Your share of long-term capital gains or losses from partnerships, S corporations, and fiduciaries,
3. All capital gain distributions from mutual funds and REITs not reported directly on line 10 of Form 1040A or line 13 of Form 1040, and
4. Long-term capital loss carryovers.

The result after combining these items with your other long-term capital gains and losses is your net long-term capital gain or loss (line 15 of Schedule D).

Capital gain distributions only. You do not have to file Schedule D if both of the following are true.

1. The only amounts you would have to report on Schedule D are capital gain distributions from box 2a of Form 1099-DIV (or substitute statement).
2. You do not have an amount in box 2b, 2c, or 2d of any Form 1099-DIV (or substitute statement).

If both of the above statements are true, report your capital gain distributions directly on line 13 of Form 1040 and check the box on line 13. Also, use the Qualified Dividends and Capital Gain Tax Worksheet in the Form 1040 instructions to figure your tax.

You can report your capital gain distributions on line 10 of Form 1040A, instead of on Form 1040, if both of the following are true.

1. None of the Forms 1099-DIV (or substitute statements) you received have an amount in box 2b, 2c, or 2d.
2. You do not have to file Form 1040 for any other capital gains or losses.

Total net gain or loss. To figure your total net gain or loss, combine your net short-term capital gain or loss (line 7) with your net long-term capital gain or loss (line 15). Enter the result on Schedule D, Part III, line 16. If your losses are more than your gains, see *Capital Losses*, next. If both lines 15 and 16 are gains and line 43 of Form 1040 is more than zero, see *Capital Gain Tax Rates*, later.

Capital Losses

If your capital losses are more than your capital gains, you can claim a capital loss deduction. Report the deduction on line 13 of Form 1040, enclosed in parentheses.

Limit on deduction. Your allowable capital loss deduction, figured on Schedule D, is the lesser of:

1. \$3,000 (\$1,500 if you are married and file a separate return), or
2. Your total net loss as shown on line 16 of Schedule D.

You can use your total net loss to reduce your income dollar for dollar, up to the \$3,000 limit.

Capital loss carryover. If you have a total net loss on line 16 of Schedule D that is more than the yearly limit on capital loss deductions, you can carry over the unused part to the next year and treat it as if you had incurred it in that next year. If part of the loss is still unused, you can carry it over to later years until it is completely used up.

When you figure the amount of any capital loss carryover to the next year, you must take the current year's allowable deduction into account, whether or not you claimed it.

When you carry over a loss, it remains long term or short term. A long-term capital loss you carry over to the next tax year will reduce that year's long-term capital gains before it reduces that year's short-term capital gains.

Figuring your carryover. The amount of your capital loss carryover is the amount of your total net loss that is more than the lesser of:

1. Your allowable capital loss deduction for the year, or
2. Your taxable income increased by your allowable capital loss deduction for the year and your deduction for personal exemptions.

If your deductions are more than your gross income for the tax year, use your negative taxable income in computing the amount in item (2).

Complete the Capital Loss Carryover Worksheet in Publication 550 to determine the part of your capital loss for 2005 that you can carry over to 2006.

Example. Bob and Gloria sold securities in 2005. The sales resulted in a capital loss of \$7,000. They had no other capital transactions. Their taxable income was \$26,000. On their joint 2005 return, they can deduct \$3,000. The unused part of the loss, \$4,000 (\$7,000 – \$3,000), can be carried over to 2006.

If their capital loss had been \$2,000, their capital loss deduction would have been \$2,000. They would have no carryover.

Use short-term losses first. When you figure your capital loss carryover, use your short-term capital losses first, even if you incurred them after a long-term capital loss. If you have not reached the limit on the capital loss deduction after using the short-term capital losses, use the long-term capital losses until you reach the limit.

Decedent's capital loss. A capital loss sustained by a decedent during his or her last tax year (or carried over to that year from an earlier year) can be deducted only on the final income tax return filed for the decedent. The capital loss limits discussed earlier still apply in this situation. The decedent's estate cannot deduct any of the loss or carry it over to following years.

Joint and separate returns. If you and your spouse once filed separate returns and are now filing a joint return, combine your separate capital loss carryovers. However, if you and your spouse once filed a joint return and are now filing separate returns, any capital loss carryover from the joint return can be deducted only on the return of the spouse who actually had the loss.

Capital Gain Tax Rates

The tax rates that apply to a net capital gain are generally lower than the tax rates that apply to other income. These lower rates are called the maximum capital gain rates.

The term "net capital gain" means the amount by which your net long-term capital gain for the year is more than your net short-term capital loss.

For 2005, the maximum capital gain rates are 5%, 15%, 25%, or 28%. See Table 16-1 for details.

TIP If you figure your tax using the maximum capital gain rates and the regular tax computation results in a lower tax, the regular tax computation applies.

Example. All of your net capital gain is from selling collectibles, so the capital gain rate would be 28%. Because you are single and your taxable income is \$25,000, none of your taxable income will be taxed above the 15% rate. The 28% rate does not apply.

Investment interest deducted. If you claim a deduction for investment interest, you may have to reduce the amount of your net capital gain that is eligible for the capital gain tax rates. Reduce it by the amount of the net capital gain you choose to include in investment income when figuring the limit on your investment interest deduction. This is done on the Schedule D Tax Worksheet or the Qualified Dividends and Capital Gain Tax Worksheet. For more information about the limit on investment interest, see chapter 3 of Publication 550.

Collectibles gain or loss. This is gain or loss from the sale or trade of a work of art, rug, antique, metal (such as gold, silver, and plati-

num bullion), gem, stamp, coin, or alcoholic beverage held more than 1 year.

Gain on qualified small business stock. If you realized a gain from qualified small business stock that you held more than 5 years, you generally can exclude up to 50% of your gain from income. The exclusion can be up to 60% for certain empowerment zone business stock. The gain minus your section 1202 exclusion is a 28% rate gain. See *Gains on Qualified Small Business Stock* in chapter 4 of Publication 550.

Unrecaptured section 1250 gain. Generally, this is any part of your capital gain from selling section 1250 property (real property) that is due to depreciation (but not more than your net section 1231 gain), reduced by any net loss in the 28% group. Use the Unrecaptured Section 1250 Gain Worksheet in the Schedule D instructions to figure your unrecaptured section 1250 gain. For more information about section 1250 property and section 1231 gain, see chapter 3 of Publication 544.

Tax computation using maximum capital gains rates. Use the Qualified Dividends and Capital Gain Tax Worksheet or the Schedule D Tax Worksheet (whichever applies) to figure your tax if you have qualified dividends or net capital gain. You have net capital gain if Schedule D, lines 15 and 16, are both gains.

Schedule D Tax Worksheet. You must use the Schedule D Tax Worksheet in the Schedule D instructions to figure your tax if:

- You have to file Schedule D, and
- Schedule D, line 18 (28% rate gain) or line 19 (unrecaptured section 1250 gain), is more than zero.

See *Comprehensive Example*, later, for an example of how to figure your tax using the Schedule D Tax Worksheet.

Qualified Dividends and Capital Gain Tax Worksheet. If you do not have to use the Schedule D Tax Worksheet (as explained above) and any of the following apply, use the Qualified Dividends and Capital Gain Tax Worksheet in the instructions for Form 1040 or Form 1040A (whichever you file) to figure your tax.

- You received qualified dividends. (See *Qualified Dividends* in chapter 8.)
- You do not have to file Schedule D and you received capital gain distributions.

(See *Capital gain distributions only*, earlier.)

- Schedule D, lines 15 and 16, are both more than zero.

Comprehensive Example

Emily Jones is single and, in addition to wages from her job, she has income from stocks and other securities. For the 2005 tax year, she had the following capital gains and losses, which she reports on Schedule D. All the Forms 1099 she received showed net sales prices. Her filled-in Schedule D is shown in this chapter.

Capital gains and losses — Schedule D. Emily sold stock in two different companies that she held for less than a year. In June, she sold 100 shares of Trucking Co. stock that she had bought in February. She had an adjusted basis of \$650 in the stock and sold it for \$900, for a gain of \$250. In July, she sold 25 shares of Computer Co. stock that she bought in June. She had an adjusted basis in the stock of \$2,500 and she sold it for \$2,000, for a loss of \$500. She reports these short-term transactions on line 1 in Part I of Schedule D.

Emily had three other stock sales that she reports as long-term transactions on line 8 in Part II of Schedule D. In February, she sold 60 shares of Car Co. for \$2,100. She had inherited the Car Co. stock from her father. Its fair market value at the time of his death was \$2,500, which became her basis. Her loss on the sale is \$400. Because she had inherited the stock, her loss is a long-term loss, regardless of how long she and her father actually held the stock. She enters the loss in column (f) of line 8.

In June, she sold 500 shares of Furniture Co. stock for \$14,000. She had bought 100 of those shares in 1994, for \$1,000. She had bought 100 more shares in 1996 for \$2,200, and an additional 300 shares in 1999 for \$1,500. Her total basis in the stock is \$4,700. She has a \$9,300 (\$14,000 – \$4,700) gain on this sale, which she enters in column (f) of line 8.

In December, she sold 20 shares of Toy Co. for \$4,100. This was qualified small business

stock that she had bought in September 2000. Her basis is \$1,100, so she has a \$3,000 gain which she enters in column (f) of line 8. Because she held the stock more than 5 years, she has a \$1,500 section 1202 exclusion. She claims the exclusion on the line below by entering \$1,500 as a loss in column (f). She also enters the exclusion as a positive amount on line 2 of the 28% Rate Gain Worksheet.

She received a Form 1099-B (not shown) from her broker for each of these transactions.

Reconciliation of Forms 1099-B. Emily makes sure that the total of the amounts reported in column (d) of lines 3 and 10 of Schedule D is not less than the total of the amounts shown on the Forms 1099-B she received from her broker. For 2005, the total is \$23,100.

Capital loss carryover from 2004. Emily has a capital loss carryover to 2005 of \$800, of which \$300 is short-term capital loss, and \$500 is long-term capital loss. She enters these amounts on lines 6 and 14 of Schedule D. She also enters the \$500 long-term capital loss carryover on line 5 of the 28% Rate Gain Worksheet. Her filled-in 28% Rate Gain Worksheet is shown below.

She kept the completed Capital Loss Carryover Worksheet (not illustrated) in her 2004 edition of Publication 550, so she could properly report her loss carryover for the 2005 tax year without refiguring it.

Tax computation. Because Emily has gains on both lines 15 and 16 of Schedule D, she checks the “Yes” box on line 17 and goes to line 18. On line 18 she enters \$450 from line 7 of the 28% Rate Gain Worksheet. Because line 18 is greater than zero, she checks the “No” box on line 20 and uses the Schedule D Tax Worksheet to figure her tax.

After entering the gain from line 16 on line 13 of her Form 1040, she completes the rest of Form 1040 through line 43. She enters the amount from that line, \$30,000, on line 1 of the Schedule D Tax Worksheet. After filling out the rest of that worksheet, she figures her tax is \$3,279. This is less than the \$4,171 tax she would have figured without the capital gain tax rates.

28% Rate Gain Worksheet for Emily Jones—Line 18

1. Enter the total of all collectibles gain or (loss) from items you reported on line 8, column (f), of Schedules D and D-1	1.	0
2. Enter as a positive number the amount of any section 1202 exclusion you reported on line 8, column (f), of Schedules D and D-1	2.	1,500
3. Enter the total of all collectibles gain or (loss) from Form 4684, line 4 (but only if Form 4684, line 15, is more than zero); Form 6252; Form 6781, Part II; and Form 8824	3.	
4. Enter the total of any collectibles gain reported to you on: <ul style="list-style-type: none"> • Form 1099-DIV, box 2d; • Form 2439, box 1d; and • Schedule K-1 from a partnership, S corporation, estate, or trust. 	4.	
5. Enter your long-term capital loss carryovers from Schedule D, line 14, and Schedule K-1 (Form 1041), box 11, code C	5.	(500)
6. If Schedule D, line 7, is a (loss), enter that (loss) here. Otherwise, enter -0-	6.	(550)
7. Combine lines 1 through 6. If zero or less, enter -0-. If more than zero, also enter this amount on Schedule D, line 18	7.	450

Schedule D Tax Worksheet

Complete this worksheet only if line 18 or line 19 of Schedule D is more than zero. Otherwise, complete the Qualified Dividends and Capital Gain Tax Worksheet on page 38 of the Instructions for Form 1040 to figure your tax.

Exception: Do not use the Qualified Dividends and Capital Gain Tax Worksheet or this worksheet to figure your tax if:

- Line 15 or line 16 of Schedule D is zero or less **and** you have no qualified dividends on Form 1040, line 9b, or
- Form 1040, line 43, is zero or less.

Instead, see the instructions for Form 1040, line 44.

1.	Enter your taxable income from Form 1040, line 43	1.	30,000
2.	Enter your qualified dividends from Form 1040, line 9b	2.	
3.	Enter the amount from Form 4952, line 4g	3.	
4.	Enter the amount from Form 4952, line 4e*	4.	
5.	Subtract line 4 from line 3. If zero or less, enter -0-	5.	
6.	Subtract line 5 from line 2. If zero or less, enter -0-	6.	
7.	Enter the smaller of line 15 or line 16 of Schedule D	7.	9,350
8.	Enter the smaller of line 3 or line 4	8.	
9.	Subtract line 8 from line 7. If zero or less, enter -0-	9.	9,350
10.	Add lines 6 and 9	10.	9,350
11.	Add lines 18 and 19 of Schedule D	11.	450
12.	Enter the smaller of line 9 or line 11	12.	450
13.	Subtract line 12 from line 10.	13.	8,900
14.	Subtract line 13 from line 1. If zero or less, enter -0-	14.	21,100
15.	Enter the smaller of: <ul style="list-style-type: none"> • The amount on line 1 or • \$29,700 if single or married filing separately; \$59,400 if married filing jointly or qualifying widow(er); or \$39,800 if head of household 	15.	29,700
16.	Enter the smaller of line 14 or line 15	16.	21,100
17.	Subtract line 10 from line 1. If zero or less, enter -0-	17.	20,650
18.	Enter the larger of line 16 or line 17	18.	21,100
If lines 15 and 16 are the same, skip lines 19 and 20 and go to line 21. Otherwise, go to line 19.			
19.	Subtract line 16 from line 15	19.	8,600
20.	Multiply line 19 by 5% (.05)	20.	430
If lines 1 and 15 are the same, skip lines 21 through 33 and go to line 34. Otherwise, go to line 21.			
21.	Enter the smaller of line 1 or line 13	21.	8,900
22.	Enter the amount from line 19 (if line 19 is blank, enter -0-)	22.	8,600
23.	Subtract line 22 from line 21. If zero or less, enter -0-	23.	300
24.	Multiply line 23 by 15% (.15)	24.	45
If Schedule D, line 19, is zero or blank, skip lines 25 through 30 and go to line 31. Otherwise, go to line 25.			
25.	Enter the smaller of line 9 above or Schedule D, line 19	25.	
26.	Add lines 10 and 18	26.	
27.	Enter the amount from line 1 above	27.	
28.	Subtract line 27 from line 26. If zero or less, enter -0-	28.	
29.	Subtract line 28 from line 25. If zero or less, enter -0-	29.	
30.	Multiply line 29 by 25% (.25)	30.	
If Schedule D, line 18, is zero or blank, skip lines 31 through 33 and go to line 34. Otherwise, go to line 31.			
31.	Add lines 18, 19, 23, and 29	31.	30,000
32.	Subtract line 31 from line 1	32.	0
33.	Multiply line 32 by 28% (.28)	33.	0
34.	Figure the tax on the amount on line 18 . Use the Tax Table or Tax Computation Worksheet, whichever applies	34.	2,804
35.	Add lines 20, 24, 30, 33, and 34	35.	3,279
36.	Figure the tax on the amount on line 1 . Use the Tax Table or Tax Computation Worksheet, whichever applies	36.	4,171
37.	Tax on all taxable income (including capital gains and qualified dividends). Enter the smaller of line 35 or line 36. Also enter this amount on Form 1040, line 44	37.	3,279

*If applicable, enter instead the smaller amount you entered on the dotted line next to line 4e of Form 4952.

**SCHEDULE D
(Form 1040)**

Department of the Treasury
Internal Revenue Service (99)

Capital Gains and Losses

▶ Attach to Form 1040. ▶ See Instructions for Schedule D (Form 1040).

▶ Use Schedule D-1 to list additional transactions for lines 1 and 8.

OMB No. 1545-0074

2005

Attachment
Sequence No. **12**

Name(s) shown on Form 1040

Emily Jones

Your social security number

111 00 1111

Part I Short-Term Capital Gains and Losses—Assets Held One Year or Less

(a) Description of property (Example: 100 sh. XYZ Co.)	(b) Date acquired (Mo., day, yr.)	(c) Date sold (Mo., day, yr.)	(d) Sales price (see page D-6 of the instructions)	(e) Cost or other basis (see page D-6 of the instructions)	(f) Gain or (loss) Subtract (e) from (d)
1 100 sh Trucking Co.	2-11-05	6-12-05	900	650	250
25 sh Computer Co.	6-30-05	7-30-05	2,000	2,500	(500)
2 Enter your short-term totals, if any, from Schedule D-1, line 2		2			
3 Total short-term sales price amounts. Add lines 1 and 2 in column (d)		3			
4 Short-term gain from Form 6252 and short-term gain or (loss) from Forms 4684, 6781, and 8824					4
5 Net short-term gain or (loss) from partnerships, S corporations, estates, and trusts from Schedule(s) K-1					5
6 Short-term capital loss carryover. Enter the amount, if any, from line 8 of your Capital Loss Carryover Worksheet on page D-6 of the instructions					6 (300)
7 Net short-term capital gain or (loss). Combine lines 1 through 6 in column (f)					7 (550)

Part II Long-Term Capital Gains and Losses—Assets Held More Than One Year

(a) Description of property (Example: 100 sh. XYZ Co.)	(b) Date acquired (Mo., day, yr.)	(c) Date sold (Mo., day, yr.)	(d) Sales price (see page D-6 of the instructions)	(e) Cost or other basis (see page D-6 of the instructions)	(f) Gain or (loss) Subtract (e) from (d)
8 60 sh Car Co.	INHERITED	2-3-05	2,100	2,500	(400)
500 sh Furniture Co.	VARIOUS	6-30-05	14,000	4,700	9,300
20 sh Toy Co.	9-28-00	12-15-05	4,100	1,100	3,000
Section 1202 exclusion					(1,500)
9 Enter your long-term totals, if any, from Schedule D-1, line 9		9			
10 Total long-term sales price amounts. Add lines 8 and 9 in column (d)		10	20,200		
11 Gain from Form 4797, Part I; long-term gain from Forms 2439 and 6252; and long-term gain or (loss) from Forms 4684, 6781, and 8824					11
12 Net long-term gain or (loss) from partnerships, S corporations, estates, and trusts from Schedule(s) K-1					12
13 Capital gain distributions. See page D-1 of the instructions					13
14 Long-term capital loss carryover. Enter the amount, if any, from line 13 of your Capital Loss Carryover Worksheet on page D-6 of the instructions					14 (500)
15 Net long-term capital gain or (loss). Combine lines 8 through 14 in column (f). Then go to Part III on the back					15 9,900

For Paperwork Reduction Act Notice, see Form 1040 instructions.

Cat. No. 11338H

Schedule D (Form 1040) 2005

Part III Summary

<p>16 Combine lines 7 and 15 and enter the result. If line 16 is a loss, skip lines 17 through 20, and go to line 21. If a gain, enter the gain on Form 1040, line 13, and then go to line 17 below . . .</p>	16	9,350	
<p>17 Are lines 15 and 16 both gains? <input checked="" type="checkbox"/> Yes. Go to line 18. <input type="checkbox"/> No. Skip lines 18 through 21, and go to line 22.</p>			
<p>18 Enter the amount, if any, from line 7 of the 28% Rate Gain Worksheet on page D-7 of the instructions ▶</p>	18	450	
<p>19 Enter the amount, if any, from line 18 of the Unrecaptured Section 1250 Gain Worksheet on page D-8 of the instructions ▶</p>	19		
<p>20 Are lines 18 and 19 both zero or blank? <input type="checkbox"/> Yes. Complete Form 1040 through line 43, and then complete the Qualified Dividends and Capital Gain Tax Worksheet on page 38 of the Instructions for Form 1040. Do not complete lines 21 and 22 below. <input checked="" type="checkbox"/> No. Complete Form 1040 through line 43, and then complete the Schedule D Tax Worksheet on page D-9 of the instructions. Do not complete lines 21 and 22 below.</p>			
<p>21 If line 16 is a loss, enter here and on Form 1040, line 13, the smaller of:</p> <ul style="list-style-type: none"> • The loss on line 16 or • (\$3,000), or if married filing separately, (\$1,500) } 	21	()	
<p>Note. When figuring which amount is smaller, treat both amounts as positive numbers.</p>			
<p>22 Do you have qualified dividends on Form 1040, line 9b? <input type="checkbox"/> Yes. Complete Form 1040 through line 43, and then complete the Qualified Dividends and Capital Gain Tax Worksheet on page 38 of the Instructions for Form 1040. <input type="checkbox"/> No. Complete the rest of Form 1040.</p>			

Part Four.

Adjustments to Income

The three chapters in this part discuss some of the adjustments to income that you can deduct in figuring your adjusted gross income. These chapters cover:

- Contributions you make to traditional individual retirement arrangements (IRAs) — chapter 17,
- Alimony you pay — chapter 18, and
- Educator expenses, student loan interest, and tuition and fees you pay— chapter 19.

Other adjustments to income are discussed elsewhere. See Table V below.

Table V. Other Adjustments to Income

Use this table to find information about other adjustments to income not covered in this part of the publication.

IF you are looking for more information about the deduction for...	THEN see...
Certain business expenses of reservists, performing artists, and fee-basis officials	Chapter 26.
Contributions to a health savings account	Publication 969, Health Savings Accounts and Other Tax-Favored Health Plans.
Moving expenses	Publication 521, Moving Expenses.
One-half of self-employment tax	Chapter 22.
Self-employed health insurance	Chapter 21.
Payments to self-employed SEP, SIMPLE, and qualified plans	Publication 560, Retirement Plans for Small Business.
Penalty on the early withdrawal of savings	Chapter 7.
Contributions to an Archer MSA	Chapter 21.
Reforestation amortization or expense	Chapter 9 of Publication 535, Business Expenses.
Contributions to Internal Revenue Code section 501(c)(18)(D) pension plans	Publication 525, Taxable and Nontaxable Income.
Expenses from the rental of personal property	Chapter 12.
Certain required repayments of supplemental unemployment benefits (sub-pay)	Chapter 12.
Foreign housing costs	Chapter 4 of Publication 54, Tax Guide for U.S. Citizens and Resident Aliens Abroad.
Deduction for clean-fuel vehicle	Chapter 12 of Publication 535, Business Expenses.
Jury duty pay given to your employer	Chapter 12.
Contributions by certain chaplains to Internal Revenue Code section 403(b) plans	Publication 517, Social Security and Other Information for Members of the Clergy and Religious Workers.
Attorney fees and certain costs for actions involving certain unlawful discrimination claims	Publication 525.
Domestic production activities deduction	Form 8903.

17.

Individual Retirement Arrangements (IRAs)

What's New for 2005

Katrina Emergency Tax Relief Act of 2005. This Act provides tax relief for persons affected by Hurricane Katrina. Under the Act, if you have funds in certain retirement plans, including IRAs, you may qualify for tax-favored withdrawals and recontributions. See Publication 4492.

Traditional IRA contribution and deduction limit. The contribution limit to your traditional IRA for 2005 increased to the smaller of the following amounts:

- \$4,000, or
- Your taxable compensation for the year.

If you reached age 50 before 2006, the most that could be contributed to your traditional IRA for 2005 is the smaller of the following amounts:

- \$4,500, or
- Your taxable compensation for the year.

Roth IRA contribution limit. If contributions were made on your behalf only to Roth IRAs, your contribution limit for 2005 is generally the lesser of:

- \$4,000, or
- Your taxable compensation for the year.

If you were 50 or older in 2005 and contributions on your behalf were made only to Roth IRAs, your contribution limit for 2005 is generally the lesser of:

- \$4,500, or
- Your taxable compensation for the year.

However, if your modified adjusted gross income (AGI) is above a certain amount, your contribution limit may be reduced.

Modified AGI limit for traditional IRA contributions increased. For 2005, if you were covered by a retirement plan at work, your deduction for contributions to a traditional IRA is reduced (phased out) if your modified adjusted gross income (AGI) is:

- More than \$70,000 but less than \$80,000 for a married couple filing a joint return or a qualifying widow(er),
- More than \$50,000 but less than \$60,000 for a single individual or head of household, or
- Less than \$10,000 for a married individual filing a separate return.

For all filing statuses other than married filing separately, the upper and lower limits of the phaseout range increased by \$5,000.

Modified AGI. Beginning in 2005, the domestic production activities deduction is added back to income when figuring modified AGI.

Modified AGI for conversion purposes. Beginning in 2005, modified AGI for conversion purposes does not include required distributions from IRAs. See *Modified AGI* under *Roth IRAs*.

What's New for 2006

Traditional IRA contribution and deduction limit. The contribution limit to your traditional IRA for 2006 will be the smaller of the following amounts:

- \$4,000, or
- Your taxable compensation for the year.

If you will be age 50 before 2007, the most that can be contributed to your traditional IRA for 2006 will be the smaller of the following amounts:

- \$5,000, or
- Your taxable compensation for the year.

For more information, see *How Much Can Be Contributed*.

Roth IRA contribution limit. If contributions are made on your behalf only to Roth IRAs, your contribution limit for 2006 will generally be the lesser of:

- \$4,000, or
- Your taxable compensation for the year.

If you will be age 50 before 2007 and contributions on your behalf are made only to Roth IRAs, your contribution limit for 2006 will generally be the lesser of:

- \$5,000, or
- Your taxable compensation for the year.

However, if your modified AGI is above a certain amount, your contribution limit may be reduced. For more information, see *How Much Can Be Contributed?* under *Can You Contribute to a Roth IRA*.

Modified AGI limit for traditional IRA contributions increased for a married couple filing a joint return. For 2006, if you are covered by a retirement plan at work, your deduction for contributions to a traditional IRA will be reduced (phased out) if your modified adjusted gross income (AGI) is:

- More than \$75,000 but less than \$85,000 for a married couple filing a joint return or a qualifying widow(er),
- More than \$50,000 but less than \$60,000 for a single individual or head of household, or
- Less than \$10,000 for a married individual filing a separate return.

See *How Much Can You Deduct*.

Reminders

Statement of required minimum distribution. If a minimum distribution is required from your IRA, the trustee, custodian, or issuer that held the IRA at the end of the preceding year must either report the amount of the required minimum distribution to you, or offer to calculate it for you. The report or offer must include the date by which the amount must be distributed. The report is due January 31 of the year in which the minimum distribution is required. It can be provided with the year-end fair market value statement that you normally get each year. No report is required for IRAs of owners who have died.

IRA interest. Although interest earned from your IRA is generally not taxed in the year earned, it is not tax-exempt interest. Do not report this interest on your tax return as tax-exempt interest.

Form 8606. If you make nondeductible contributions to a traditional IRA and you do not file Form 8606, Nondeductible IRAs, with your tax return, you may have to pay a \$50 penalty.

Roth IRA. You cannot claim a deduction for any contributions to a Roth IRA. But, if you satisfy the requirements, all earnings are tax free and neither your nondeductible contributions nor any earnings on them are taxable when you withdraw them. See *Roth IRAs*, later.

TIP The term "50 or older" is used several times in this chapter. It refers to an IRA owner who is age 50 or older by the end of the tax year.

Introduction

An individual retirement arrangement (IRA) is a personal savings plan that gives you tax advantages for setting aside money for your retirement.

This chapter discusses:

- The rules for a traditional IRA (any IRA that is not a Roth or SIMPLE IRA), and
- The Roth IRA, which features nondeductible contributions and tax-free distributions.

Simplified Employee Pensions (SEPs) and Savings Incentive Match Plans for Employees (SIMPLEs) are not discussed in this chapter. For more information on these plans and employees' SEP-IRAs and SIMPLE IRAs that are part of these plans, see Publications 560 and 590.

Useful Items

You may want to see:

Publication

- 560** Retirement Plans for Small Business
- 590** Individual Retirement Arrangements (IRAs)

Form (and Instructions)

- 5329** Additional Taxes on Qualified Plans (including IRAs) and Other Tax-Favored Accounts
- 8606** Nondeductible IRAs

Traditional IRAs

In this chapter the original IRA (sometimes called an ordinary or regular IRA) is referred to as a "traditional IRA." Two advantages of a traditional IRA are:

- You may be able to deduct some or all of your contributions to it, depending on your circumstances, and,
- Generally, amounts in your IRA, including earnings and gains, are not taxed until they are distributed.

What Is a Traditional IRA?

A traditional IRA is any IRA that is not a Roth IRA or a SIMPLE IRA.

Who Can Set Up a Traditional IRA?

You can set up and make contributions to a traditional IRA if:

- You (or, if you file a joint return, your spouse) received taxable compensation during the year, and
- You were not age 70½ by the end of the year.

What is compensation? Generally, compensation is what you earn from working. Compensation includes wages, salaries, tips, professional fees, bonuses, and other amounts you receive for providing personal services. The IRS treats as compensation any amount properly shown in box 1 (Wages, tips, other compensation) of Form W-2, Wage and Tax Statement, provided that amount is reduced by any amount properly shown in box 11 (Nonqualified plans).

Scholarship and fellowship payments are compensation for this purpose only if shown in box 1 of Form W-2.

Compensation also includes commissions and taxable alimony and separate maintenance payments.

Self-employment income. If you are self-employed (a sole proprietor or a partner), compensation is the net earnings from your trade or business (provided your personal services are a material income-producing factor) reduced by the total of:

- The deduction for contributions made on your behalf to retirement plans, and
- The deduction allowed for one-half of your self-employment taxes.

Compensation includes earnings from self-employment even if they are not subject to self-employment tax because of your religious beliefs.

What is not compensation? Compensation does not include any of the following items.

- Earnings and profits from property, such as rental income, interest income, and dividend income.
- Pension or annuity income.
- Deferred compensation received (compensation payments postponed from a past year).

- Income from a partnership for which you do not provide services that are a material income-producing factor.
- Any amounts you exclude from income, such as foreign earned income and housing costs.

When and How Can a Traditional IRA Be Set Up?

You can set up a traditional IRA at any time. However, the time for making contributions for any year is limited. See *When Can Contributions Be Made*, later.

You can set up different kinds of IRAs with a variety of organizations. You can set up an IRA at a bank or other financial institution or with a mutual fund or life insurance company. You can also set up an IRA through your stockbroker. Any IRA must meet Internal Revenue Code requirements.

Kinds of traditional IRAs. Your traditional IRA can be an individual retirement account or annuity. It can be part of either a simplified employee pension (SEP) or an employer or employee association trust account.

How Much Can Be Contributed?

There are limits and other rules that affect the amount that can be contributed to a traditional IRA. These limits and other rules are explained below.

Community property laws. Except as discussed later under *Spousal IRA limit*, each spouse figures his or her limit separately, using his or her own compensation. This is the rule even in states with community property laws.

Brokers' commissions. Brokers' commissions paid in connection with your traditional IRA are subject to the contribution limit.

Trustees' fees. Trustees' administrative fees are not subject to the contribution limit.



Contributions on your behalf to your traditional IRAs reduce your limit for contributions to Roth IRAs. (See Roth IRAs, later.)

General limit. The most that can be contributed to your traditional IRA is the smaller of the following amounts.

- \$4,000 (\$4,500 if you are 50 or older in 2005). For 2006, the amount is \$4,000 (but increases to \$5,000 if you are 50 or older).
- Your taxable compensation (defined earlier) for the year.

This is the most that can be contributed regardless of whether the contributions are to one or more traditional IRAs or whether all or part of the contributions are nondeductible. (See *Nondeductible Contributions*, later.)

Example 1. Betty, who is 34 years old and single, earned \$24,000 in 2005. Her IRA contributions for 2005 are limited to \$4,000.

Example 2. John, an unmarried college student working part time, earned \$3,500 in 2005. His IRA contributions for 2005 are limited to \$3,500, the amount of his compensation.

Spousal IRA limit. If you file a joint return and your taxable compensation is less than that of

your spouse, the most that can be contributed for the year to your IRA is the smaller of the following amounts.

1. \$4,000 (\$4,500 if you are 50 or older in 2005). For 2006, the amount is \$4,000 (but increases to \$5,000 if you are 50 or older in 2006).
2. The total compensation includible in the gross income of both you and your spouse for the year, reduced by the following two amounts.
 - a. Your spouse's IRA contribution for the year to a traditional IRA.
 - b. Any contribution for the year to a Roth IRA on behalf of your spouse.

This means that the total combined contributions that can be made for the year to your IRA and your spouse's IRA can be as much as \$8,000 (\$8,500 if only one of you is 50 or older, or \$9,000 if both of you are 50 or older). For 2006, combined total contributions can be as much as \$8,000 (\$9,000 if only one of you is 50 or older or \$10,000 if both of you are 50 or older).

When Can Contributions Be Made?

As soon as you set up your traditional IRA, contributions can be made to it through your chosen sponsor (trustee or other administrator). Contributions must be in the form of money (cash, check, or money order). Property cannot be contributed.

Contributions must be made by due date. Contributions can be made to your traditional IRA for a year at any time during the year or by the due date for filing your return for that year, not including extensions. For most people, this means that contributions for 2005 must be made by April 17, 2006, and contributions for 2006 must be made by April 16, 2007.

Age 70½ rule. Contributions cannot be made to your traditional IRA for the year in which you reach age 70½ or for any later year.

You attain age 70½ on the date that is six calendar months after the 70th anniversary of your birth. If you were born on June 30, 1935, the 70th anniversary of your birth is June 30, 2005, and you attained age 70½ on December 30, 2005. If you were born on July 1, 1935, the 70th anniversary of your birth was July 1, 2005, and you attained age 70½ on January 1, 2006.

Designating year for which contribution is made. If an amount is contributed to your traditional IRA between January 1 and April 15, you should tell the sponsor which year (the current year or the previous year) the contribution is for. If you do not tell the sponsor which year it is for, the sponsor can assume, and report to the IRS, that the contribution is for the current year (the year the sponsor received it).

Filing before a contribution is made. You can file your return claiming a traditional IRA contribution before the contribution is actually made. However, the contribution must be made by the due date of your return, not including extensions.

Contributions not required. You do not have to contribute to your traditional IRA for every tax year, even if you can.

Table 17-1. Effect of Modified AGI¹ on Deduction if You Are Covered by Retirement Plan at Work

If you are covered by a retirement plan at work, use this table to determine if your modified AGI affects the amount of your deduction.

IF your filing status is...	AND your modified AGI is...	THEN you can take...
single	\$50,000 or less	a full deduction.
	more than \$50,000 but less than \$60,000	a partial deduction.
or head of household	\$60,000 or more	no deduction.
married filing jointly	\$70,000 or less	a full deduction.
	more than \$70,000 but less than \$80,000	a partial deduction.
or qualifying widow(er)	\$80,000 or more	no deduction.
married filing separately²	less than \$10,000	a partial deduction.
	\$10,000 or more	no deduction.

¹Modified AGI (adjusted gross income). See *Modified adjusted gross income (AGI)*.

²If you did not live with your spouse at any time during the year, your filing status is considered Single for this purpose (therefore, your IRA deduction is determined under the "Single" column).

How Much Can You Deduct?

Generally, you can deduct the lesser of:

- The contributions to your traditional IRA for the year, or
- The general limit (or the spousal IRA limit, if it applies).

However, if you or your spouse was covered by an employer retirement plan, you may not be able to deduct this amount. See *Limit If Covered by Employer Plan*, later.



You may be eligible to claim a credit for contributions to your traditional IRA. For more information see chapter 37.

Trustees' fees. Trustees' administrative fees that are billed separately and paid in connection with your traditional IRA are not deductible as IRA contributions. However, they may be de-

ductible as a miscellaneous itemized deduction on Schedule A (Form 1040). See chapter 28.

Brokers' commissions. Brokers' commissions are part of your IRA contribution and, as such, are deductible subject to the limits.

Full deduction. If neither you nor your spouse was covered for any part of the year by an employer retirement plan, you can take a deduction for total contributions to one or more traditional IRAs of up to the lesser of the following amounts.

- \$4,000 (\$4,500 if you are 50 or older in 2005). For 2006, the amount is \$4,000 (but increases to \$5,000 if you are 50 or older in 2006).
- 100% of your compensation.

This limit is reduced by any contributions made to a 501(c)(18) plan on your behalf.

Spousal IRA. In the case of a married couple with unequal compensation who file a

joint return, the deduction for contributions to the traditional IRA of the spouse with less compensation is limited to the lesser of the following amounts.

1. \$4,000 (\$4,500 if you are 50 or older in 2005). For 2006, the amount is \$4,000 (but increases to \$5,000 if that spouse is 50 or older in 2006).
2. The total compensation includible in the gross income of both spouses for the year reduced by the following three amounts.
 - a. The IRA deduction for the year of the spouse with the greater compensation.
 - b. Any designated nondeductible contribution for the year made on behalf of the spouse with the greater compensation.
 - c. Any contributions for the year to a Roth IRA on behalf of the spouse with the greater compensation.

This limit is reduced by any contributions to a 501(c)(18) plan on behalf of the spouse with the lesser compensation.

Note. If you were divorced or legally separated (and did not remarry) before the end of the year, you cannot deduct any contributions to your spouse's IRA. After a divorce or legal separation, you can deduct only contributions to your own IRA. Your deductions are subject to the rules for single individuals.

Covered by an employer retirement plan. If you or your spouse was covered by an employer retirement plan at any time during the year for which contributions were made, your deduction may be further limited. This is discussed later under *Limit If Covered by Employer Plan*. Limits on the amount you can deduct do not affect the amount that can be contributed. See *Nondeductible Contributions*, later.

Are You Covered by an Employer Plan?

The Form W-2 you receive from your employer has a box used to indicate whether you were covered for the year. The "Retirement plan" box should be checked if you were covered.

Reservists and volunteer firefighters should also see *Situations in Which You Are Not Covered*, later.

If you are not certain whether you were covered by your employer's retirement plan, you should ask your employer.

Federal judges. For purposes of the IRA deduction, federal judges are covered by an employer retirement plan.

For Which Year(s) Are You Covered?

Special rules apply to determine the tax years for which you are covered by an employer plan. These rules differ depending on whether the plan is a defined contribution plan or a defined benefit plan.

Tax year. Your tax year is the annual accounting period you use to keep records and report income and expenses on your income tax return. For almost all people, the tax year is the calendar year.

Defined contribution plan. Generally, you are covered by a defined contribution plan for a tax year if amounts are contributed or allocated

Table 17-2. Effect of Modified AGI¹ on Deduction if You Are NOT Covered by Retirement Plan at Work

If you are not covered by a retirement plan at work, use this table to determine if your modified AGI affects the amount of your deduction.

IF your filing status is...	AND your modified AGI is...	THEN you can take...
single, head of household, or qualifying widow(er)	any amount	a full deduction.
married filing jointly or separately with a spouse who is not covered by a plan at work	any amount	a full deduction.
married filing jointly with a spouse who is covered by a plan at work	\$150,000 or less	a full deduction.
	more than \$150,000 but less than \$160,000	a partial deduction.
	\$160,000 or more	no deduction.
married filing separately with a spouse who is covered by a plan at work²	less than \$10,000	a partial deduction.
	\$10,000 or more	no deduction.

¹Modified AGI (adjusted gross income). See *Modified adjusted gross income (AGI)*.

²You are entitled to the full deduction if you did not live with your spouse at any time during the year.

to your account for the plan year that ends with or within that tax year.

A defined contribution plan is a plan that provides for a separate account for each person covered by the plan. Types of defined contribution plans include profit-sharing plans, stock bonus plans, and money purchase pension plans.

Defined benefit plan. If you are eligible to participate in your employer's defined benefit plan for the plan year that ends within your tax year, you are covered by the plan. This rule applies even if you:

- Declined to participate in the plan,
- Did not make a required contribution, or
- Did not perform the minimum service required to accrue a benefit for the year.

A defined benefit plan is any plan that is not a defined contribution plan. Defined benefit plans include pension plans and annuity plans.

No vested interest. If you accrue a benefit for a plan year, you are covered by that plan even if you have no vested interest in (legal right to) the accrual.

Situations in Which You Are Not Covered

Unless you are covered under another employer plan, you are not covered by an employer plan if you are in one of the situations described below.

Social security or railroad retirement. Coverage under social security or railroad retirement is not coverage under an employer retirement plan.

Benefits from a previous employer's plan. If you receive retirement benefits from a previous employer's plan, you are not covered by that plan.

Reservists. If the only reason you participate in a plan is because you are a member of a reserve unit of the armed forces, you may not be

covered by the plan. You are not covered by the plan if both of the following conditions are met.

1. The plan you participate in is established for its employees by:
 - a. The United States,
 - b. A state or political subdivision of a state, or
 - c. An instrumentality of either (a) or (b) above.
2. You did not serve more than 90 days on active duty during the year (not counting duty for training).

Volunteer firefighters. If the only reason you participate in a plan is because you are a volunteer firefighter, you may not be covered by the plan. You are not covered by the plan if both of the following conditions are met.

1. The plan you participate in is established for its employees by:
 - a. The United States,
 - b. A state or political subdivision of a state, or
 - c. An instrumentality of either (a) or (b) above.
2. Your accrued retirement benefits at the beginning of the year will not provide more than \$1,800 per year at retirement.

Limit If Covered by Employer Plan

If either you or your spouse was covered by an employer retirement plan, you may be entitled to only a partial (reduced) deduction or no deduction at all, depending on your income and your filing status.

Your deduction begins to decrease (phase out) when your income rises above a certain amount and is eliminated altogether when it

reaches a higher amount. These amounts vary depending on your filing status.

To determine if your deduction is subject to phaseout, you must determine your modified adjusted gross income (AGI) and your filing status. See *Filing status* and *Modified adjusted gross income (AGI)*, later. Then use Table 17-1 or 17-2 to determine if the phaseout applies.

Social security recipients. Instead of using Table 17-1 or 17-2, use the worksheets in Appendix B of Publication 590 if, for the year, all of the following apply.

- You received social security benefits.
- You received taxable compensation.
- Contributions were made to your traditional IRA.
- You or your spouse was covered by an employer retirement plan.

Use those worksheets to figure your IRA deduction, your nondeductible contribution, and the taxable portion, if any, of your social security benefits.

Deduction phaseout. If you were covered by an employer retirement plan and you did not receive any social security retirement benefits, your IRA deduction may be reduced or eliminated depending on your filing status and modified AGI as shown in Table 17-1.



For 2006, if you are covered by a retirement plan at work, your IRA deduction will not be reduced (phased out) unless your modified AGI is:

- More than \$50,000 but less than \$60,000 for a single individual (or head of household),
- More than \$75,000 but less than \$85,000 for a married couple filing a joint return (or a qualifying widow(er)), or
- Less than \$10,000 for a married individual filing a separate return.

If your spouse is covered. If you are not covered by an employer retirement plan, but your spouse is, and you did not receive any social security benefits, your IRA deduction may be reduced or eliminated entirely depending on your filing status and modified AGI as shown in Table 17-2.

Filing status. Your filing status depends primarily on your marital status. For this purpose, you need to know if your filing status is single or head of household, married filing jointly or qualifying widow(er), or married filing separately. If you need more information on filing status, see chapter 2.

Lived apart from spouse. If you did not live with your spouse at any time during the year and you file a separate return, your filing status, for this purpose, is single.

Modified adjusted gross income (AGI). How you figure your modified AGI depends on whether you are filing Form 1040 or Form 1040A. If you made contributions to your IRA for 2005 and received a distribution from your IRA in 2005, see Publication 590.



Do not assume that your modified AGI is the same as your compensation. Your modified AGI may include income in addition to your compensation (discussed earlier), such as interest, dividends, and income from IRA distributions.

Form 1040. If you file Form 1040, refigure the amount on the page 1 "adjusted gross income"

Worksheet 17-1. Figuring Your Modified AGI

Use this worksheet to figure your modified adjusted gross income for traditional IRA purposes.

1. Enter your adjusted gross income (AGI) shown on line 22, Form 1040A, or line 38, Form 1040 figured without taking into account line 17, Form 1040A, or line 32, Form 1040	1.	_____
2. Enter any <i>Student loan interest deduction</i> from line 18, Form 1040A, or line 33, Form 1040	2.	_____
3. Enter any <i>Tuition and fees deduction</i> from line 19, Form 1040A, or line 34, Form 1040	3.	_____
4. Enter any domestic production activity deduction from line 35, Form 1040	4.	_____
5. Enter any <i>Foreign earned income and/or housing exclusion</i> from line 18, Form 2555-EZ, or line 43, Form 2555	5.	_____
6. Enter any <i>Foreign housing deduction</i> from line 48, Form 2555	6.	_____
7. Enter any <i>Excluded qualified savings bond interest</i> shown on line 3, Schedule 1, Form 1040A, or line 3, Schedule B, Form 1040 (from line 14, Form 8815)	7.	_____
8. Enter any <i>Exclusion of employer-provided adoption benefits</i> shown on line 30, Form 8839	8.	_____
9. Add lines 1 through 8. This is your Modified AGI for traditional IRA purposes	9.	_____

come" line without taking into account any of the following amounts.

- IRA deduction.
- Student loan interest deduction.
- Tuition and fees deduction.
- Domestic production activities deduction.
- Foreign earned income exclusion.
- Foreign housing exclusion or deduction.
- Exclusion of qualified savings bond interest shown on Form 8815, Exclusion of Interest From Series EE and I U.S. Savings Bonds Issued After 1989 (For Filers With Qualified Higher Education Expenses).
- Exclusion of employer-provided adoption benefits shown on Form 8839, Qualified Adoption Expenses.

This is your modified AGI.

Form 1040A. If you file Form 1040A, refigure the amount on the page 1 "adjusted gross income" line without taking into account any of the following amounts.

- IRA deduction.
- Student loan interest deduction.
- Tuition and fees deduction.
- Exclusion of qualified savings bond interest shown on Form 8815.
- Exclusion of employer-provided adoption benefits shown on Form 8839.

This is your modified AGI.

Both contributions for 2005 and distributions in 2005. If all three of the following apply, any IRA distributions you received in 2005 may be partly tax free and partly taxable.

- You received distributions in 2005 from one or more traditional IRAs.
- You made contributions to a traditional IRA for 2005.
- Some of those contributions may be nondeductible contributions.

If this is your situation, you must figure the taxable part of the traditional IRA distribution before you can figure your modified AGI. To do this, you can use Worksheet 1-5, Figuring the Taxable Part of Your IRA Distribution, in Publication 590.

If at least one of the above does not apply, figure your modified AGI using Worksheet 17-1 in this chapter.

How to figure your reduced IRA deduction. You can figure your reduced IRA deduction for either Form 1040 or Form 1040A by using the worksheets in chapter 1 of Publication 590. Also, the instructions for Form 1040 and Form 1040A include similar worksheets that you may be able to use instead.

Reporting Deductible Contributions

If you file Form 1040, enter your IRA deduction on line 32 of that form. If you file Form 1040A, enter your IRA deduction on line 17. You cannot deduct IRA contributions on Form 1040EZ.

Nondeductible Contributions

Although your deduction for IRA contributions may be reduced or eliminated, contributions can be made to your IRA up to the general limit or, if it applies, the spousal IRA limit. The difference between your total permitted contributions and your IRA deduction, if any, is your nondeductible contribution.

Example. Mike is 28 years old and single. In 2005, he was covered by a retirement plan at work. His salary was \$57,312. His modified AGI was \$65,000. Mike made a \$4,000 IRA contribution for 2005. Because he was covered by a retirement plan and his modified AGI was over \$60,000, he cannot deduct his \$4,000 IRA contribution. He must designate this contribution as a nondeductible contribution by reporting it on Form 8606, as explained next.

Form 8606. To designate contributions as nondeductible, you must file Form 8606.

You do not have to designate a contribution as nondeductible until you file your tax return. When you file, you can even designate otherwise deductible contributions as nondeductible.

You must file Form 8606 to report nondeductible contributions even if you do not have to file a tax return for the year.

Failure to report nondeductible contributions. If you do not report nondeductible contributions, all of the contributions to your traditional IRA will be treated as deductible. All distributions from your IRA will be taxed unless you can show, with satisfactory evidence, that nondeductible contributions were made.

Penalty for overstatement. If you overstate the amount of nondeductible contributions on your Form 8606 for any tax year, you must pay a penalty of \$100 for each overstatement, unless it was due to reasonable cause.

Penalty for failure to file Form 8606. You will have to pay a \$50 penalty if you do not file a required Form 8606, unless you can prove that the failure was due to reasonable cause.

Tax on earnings on nondeductible contributions. As long as contributions are within the contribution limits, none of the earnings or gains on contributions (deductible or nondeductible) will be taxed until they are distributed. See *When Can You Withdraw or Use IRA Assets*, later.

Cost basis. You will have a cost basis in your traditional IRA if you made any nondeductible contributions. Your cost basis is the sum of the nondeductible contributions to your IRA minus any withdrawals or distributions of nondeductible contributions.

Inherited IRAs

If you inherit a traditional IRA, you are called a beneficiary. A beneficiary can be any person or entity the owner chooses to receive the benefits of the IRA after he or she dies. Beneficiaries of a traditional IRA must include in their gross income any taxable distributions they receive.

Inherited from spouse. If you inherit a traditional IRA from your spouse, you generally have the following three choices.

1. Treat it as your own IRA by designating yourself as the account owner.

2. Treat it as your own by rolling it over into your traditional IRA, or to the extent it is taxable, into a:

- a. Qualified employer plan,
- b. Qualified employee annuity plan (section 403(a) plan),
- c. Tax-sheltered annuity plan (section 403(b) plan), or
- d. Deferred compensation plan of a state or local government (section 457 plan).

3. Treat yourself as the beneficiary rather than treating the IRA as your own.

Treating it as your own. You will be considered to have chosen to treat the IRA as your own if:

- Contributions (including rollover contributions) are made to the inherited IRA, or
- You do not take the required minimum distribution for a year as a beneficiary of the IRA.

You will only be considered to have chosen to treat the IRA as your own if:

- You are the sole beneficiary of the IRA, and
- You have an unlimited right to withdraw amounts from it.

However, if you receive a distribution from your deceased spouse's IRA, you can roll that distribution over into your own IRA within the 60-day time limit, as long as the distribution is not a required distribution, even if you are not the sole beneficiary of your deceased spouse's IRA.

Inherited from someone other than spouse. If you inherit a traditional IRA from anyone other than your deceased spouse, you cannot treat the inherited IRA as your own. This means that you cannot make any contributions to the IRA. It also means you cannot roll over any amounts into or out of the inherited IRA. However, you can make a trustee-to-trustee transfer as long as the IRA into which amounts are being moved is set up and maintained in the name of the deceased IRA owner for the benefit of you as beneficiary.

For more information, see the discussion of inherited IRAs under *Rollover From One IRA Into Another*, later.

Can You Move Retirement Plan Assets?

You can transfer, tax free, assets (money or property) from other retirement plans (including traditional IRAs) to a traditional IRA. You can make the following kinds of transfers.

- Transfers from one trustee to another.
- Rollovers.
- Transfers incident to a divorce.

Transfers to Roth IRAs. Under certain conditions, you can move assets from a traditional IRA to a Roth IRA. See *Can You Move Amounts Into a Roth IRA* under *Roth IRAs*, later.

Trustee-to-Trustee Transfer

A transfer of funds in your traditional IRA from one trustee directly to another, either at your

request or at the trustee's request, is not a rollover. Because there is no distribution to you, the transfer is tax free. Because it is not a rollover, it is not affected by the 1-year waiting period required between rollovers, discussed later under *Rollover From One IRA Into Another*. For information about direct transfers to IRAs from retirement plans other than IRAs, see Publication 590.

Rollovers

Generally, a rollover is a tax-free distribution to you of cash or other assets from one retirement plan that you contribute (roll over) to another retirement plan. The contribution to the second retirement plan is called a "rollover contribution."

Note. An amount rolled over tax free from one retirement plan to another is generally includible in income when it is distributed from the second plan.

Kinds of rollovers to a traditional IRA. You can roll over amounts from the following plans into a traditional IRA:

- A traditional IRA,
- An employer's qualified retirement plan for its employees,
- A deferred compensation plan of a state or local government (section 457 plan), or
- A tax-sheltered annuity plan (section 403(b) plan).

Treatment of rollovers. You cannot deduct a rollover contribution, but you must report the rollover distribution on your tax return as discussed later under *Reporting rollovers from IRAs* and under *Reporting rollovers from employer plans*.

Kinds of rollovers from a traditional IRA. You may be able to roll over, tax free, a distribution from your traditional IRA into a qualified plan. These plans include the federal Thrift Savings Fund (for federal employees), deferred compensation plans of state or local governments (section 457 plans), and tax-sheltered annuity plans (section 403(b) plans). The part of the distribution that you can roll over is the part that would otherwise be taxable (includible in your income). Qualified plans may, but are not required to, accept such rollovers.

Time limit for making a rollover contribution. You generally must make the rollover contribution by the 60th day after the day you receive the distribution from your traditional IRA or your employer's plan.

The IRS may waive the 60-day requirement where the failure to do so would be against equity or good conscience, such as in the event of a casualty, disaster, or other event beyond your reasonable control. For more information, see Publication 590.

Extension of rollover period. If an amount distributed to you from a traditional IRA or a qualified employer retirement plan is a frozen deposit at any time during the 60-day period allowed for a rollover, special rules extend the rollover period. For more information, see Publication 590.

More information. For more information on rollovers, see Publication 590.

Rollover From One IRA Into Another

You can withdraw, tax free, all or part of the assets from one traditional IRA if you reinvest them within 60 days in the same or another traditional IRA. Because this is a rollover, you cannot deduct the amount that you reinvest in an IRA.

Waiting period between rollovers. Generally, if you make a tax-free rollover of any part of a distribution from a traditional IRA, you cannot, within a 1-year period, make a tax-free rollover of any later distribution from that same IRA. You also cannot make a tax-free rollover of any amount distributed, within the same 1-year period, from the IRA into which you made the tax-free rollover.

The 1-year period begins on the date you receive the IRA distribution, not on the date you roll it over into an IRA.

Example. You have two traditional IRAs, IRA-1 and IRA-2. You make a tax-free rollover of a distribution from IRA-1 into a new traditional IRA (IRA-3). You cannot, within 1 year of the distribution from IRA-1, make a tax-free rollover of any distribution from either IRA-1 or IRA-3 into another traditional IRA.

However, the rollover from IRA-1 into IRA-3 does not prevent you from making a tax-free rollover from IRA-2 into any other traditional IRA. This is because you have not, within the last year, rolled over, tax free, any distribution from IRA-2 or made a tax-free rollover into IRA-2.

Exception. There is an exception to the rule that amounts rolled over tax free into an IRA cannot be rolled over tax free again within the 1-year period beginning on the date of the original distribution. The exception applies to a distribution which meets all three of the following requirements.

1. It is made from a failed financial institution by the Federal Deposit Insurance Corporation (FDIC) as receiver for the institution.
2. It was not initiated by either the custodial institution or the depositor.
3. It was made because:
 - a. The custodial institution is insolvent, and
 - b. The receiver is unable to find a buyer for the institution.

Partial rollovers. If you withdraw assets from a traditional IRA, you can roll over part of the withdrawal tax free and keep the rest of it. The amount you keep will generally be taxable (except for the part that is a return of nondeductible contributions). The amount you keep may be subject to the 10% additional tax on early distributions, discussed later under *What Acts Result in Penalties or Additional Taxes*.

Required distributions. Amounts that must be distributed during a particular year under the required distribution rules (discussed later) are not eligible for rollover treatment.

Inherited IRAs. If you inherit a traditional IRA from your spouse, you generally can roll it over, or you can choose to make the inherited IRA your own. See *Treating it as your own*, earlier.

Not inherited from spouse. If you inherit a traditional IRA from someone other than your spouse, you cannot roll it over or allow it to receive a rollover contribution. You must with-

draw the IRA assets within a certain period. For more information, see Publication 590.

Reporting rollovers from IRAs. Report any rollover from one traditional IRA to the same or another traditional IRA on lines 15a and 15b, Form 1040 or lines 11a and 11b, Form 1040A.

Enter the total amount of the distribution on Form 1040, line 15a, or Form 1040A, line 11a. If the total amount on Form 1040, line 15a, or Form 1040A, line 11a, was rolled over, enter zero on Form 1040, line 15b, or Form 1040A, line 11b. If the total distribution was not rolled over, enter the taxable portion of the part that was not rolled over on Form 1040, line 15b, or Form 1040A, line 11b. Put "Rollover" next to Form 1040, line 15b, or Form 1040A, line 11b. See the forms instructions.

If you rolled over the distribution in 2006 or from an IRA into a qualified plan (other than an IRA), attach a statement explaining what you did.

Rollover From Employer's Plan Into an IRA

You can roll over into a traditional IRA all or part of an eligible rollover distribution you receive from your (or your deceased spouse's):

- Employer's qualified pension, profit-sharing or stock bonus plan,
- Annuity plan,
- Tax-sheltered annuity plan (section 403(b) plan), or
- Governmental deferred compensation plan (section 457 plan).

A qualified plan is one that meets the requirements of the Internal Revenue Code.

Eligible rollover distribution. Generally, an eligible rollover distribution is any distribution of all or part of the balance to your credit in a qualified retirement plan except the following.

1. A required minimum distribution (explained later under *When Must You Withdraw IRA Assets? (Required Minimum Distributions)*).
2. Hardship distributions.
3. Any of a series of substantially equal periodic distributions paid at least once a year over:
 - a. Your lifetime or life expectancy,
 - b. The lifetimes or life expectancies of you and your beneficiary, or
 - c. A period of 10 years or more.
4. Corrective distributions of excess contributions or excess deferrals, and any income allocable to the excess, or of excess annual additions and any allocable gains.
5. A loan treated as a distribution because it does not satisfy certain requirements either when made or later (such as upon default), unless the participant's accrued benefits are reduced (offset) to repay the loan.
6. Dividends on employer securities.
7. The cost of life insurance coverage.
8. Generally, a distribution to the plan participant's beneficiary.

Reporting rollovers from employer plans. Enter the total distribution (before income tax or

other deductions were withheld) on Form 1040, line 16a or Form 1040A, line 12a. This amount should be shown in box 1 of Form 1099-R. From this amount, subtract any contributions (usually shown in box 5 of Form 1099-R) that were taxable to you when made. From that result, subtract the amount that was rolled over either directly or within 60 days of receiving the distribution. Enter the remaining amount, even if zero, on Form 1040, line 16b, or Form 1040A, line 12b. Also, enter "Rollover" next to Form 1040, line 16b, or Form 1040A, line 12b.

Transfers Incident to Divorce

If an interest in a traditional IRA is transferred from your spouse or former spouse to you by a divorce or separate maintenance decree or a written document related to such a decree, the interest in the IRA, starting from the date of the transfer, is treated as your IRA. The transfer is tax free. For detailed information, see Publication 590.

Converting From Any Traditional IRA to a Roth IRA

You can convert amounts from a traditional IRA into a Roth IRA if, for the tax year you make the withdrawal from the traditional IRA, both of the following requirements are met.

- Your modified AGI (explained later under *Roth IRAs*) is not more than \$100,000.
- You are not a married individual filing a separate return.

Note. If you did not live with your spouse at any time during the year and you file a separate return, your filing status, for this purpose, is single.

Required distributions. You cannot convert amounts that must be distributed from your traditional IRA for a particular year (including the calendar year in which you reach age 70½) under the required distribution rules (discussed later).

Inherited IRAs. If you inherited a traditional IRA from someone other than your spouse, you cannot convert it to a Roth IRA.

Income. You must include in your gross income distributions from a traditional IRA that you would have had to include in income if you had not converted them into a Roth IRA. You do not include in gross income any part of a distribution from a traditional IRA that is a return of your basis, as discussed later.

If you must include any amount in your gross income, you may have to increase your withholding or make estimated tax payments. See chapter 4.

Recharacterizations

You may be able to treat a contribution made to one type of IRA as having been made to a different type of IRA. This is called recharacterizing the contribution. More detailed information is in Publication 590.

How to recharacterize a contribution. To recharacterize a contribution, you generally must have the contribution transferred from the first IRA (the one to which it was made) to the second IRA in a trustee-to-trustee transfer. If the transfer is made by the due date (including ex-

tensions) for your tax return for the year during which the contribution was made, you can elect to treat the contribution as having been originally made to the second IRA instead of to the first IRA. If you recharacterize your contribution, you must do all three of the following.

- Include in the transfer any net income allocable to the contribution. If there was a loss, the net income you must transfer may be a negative amount.
- Report the recharacterization on your tax return for the year during which the contribution was made.
- Treat the contribution as having been made to the second IRA on the date that it was actually made to the first IRA.

No deduction allowed. You cannot deduct the contribution to the first IRA. Any net income you transfer with the recharacterized contribution is treated as earned in the second IRA.

Required notifications. To recharacterize a contribution, you must notify both the trustee of the first IRA (the one to which the contribution was actually made) and the trustee of the second IRA (the one to which the contribution is being moved) that you have elected to treat the contribution as having been made to the second IRA rather than the first. You must make the notifications by the date of the transfer. Only one notification is required if both IRAs are maintained by the same trustee. The notification(s) must include all of the following information.

- The type and amount of the contribution to the first IRA that is to be recharacterized.
- The date on which the contribution was made to the first IRA and the year for which it was made.
- A direction to the trustee of the first IRA to transfer in a trustee-to-trustee transfer the amount of the contribution and any net income (or loss) allocable to the contribution to the trustee of the second IRA.
- The name of the trustee of the first IRA and the name of the trustee of the second IRA.
- Any additional information needed to make the transfer.

Reporting a recharacterization. If you elect to recharacterize a contribution to one IRA as a contribution to another IRA, you must report the recharacterization on your tax return as directed by Form 8606 and its instructions. You must treat the contribution as having been made to the second IRA.

When Can You Withdraw or Use IRA Assets?

There are rules limiting use of your IRA assets and distributions from it. Violation of the rules generally results in additional taxes in the year of violation. See *What Acts Result in Penalties or Additional Taxes*, later.

Contributions returned before the due date of return. If you made IRA contributions in 2005, you can withdraw them tax free by the due date of your return. If you have an extension of time to file your return, you can withdraw them tax free by the extended due date. You can do this if, for each contribution you withdraw, both of the following conditions apply.

- You did not take a deduction for the contribution.
- You withdraw any interest or other income earned on the contribution. You can take into account any loss on the contribution while it was in the IRA when calculating the amount that must be withdrawn. If there was a loss, the net income earned on the contribution may be a negative amount.

Note. To calculate the amount you must withdraw, see Publication 590.

Earnings includible in income. You must include in income any earnings on the contributions you withdraw. Include the earnings in income for the year in which you made the contributions, not in the year in which you withdraw them.



Generally, except for any part of a withdrawal that is a return of nondeductible contributions (basis), any withdrawal of your contributions after the due date (or extended due date) of your return will be treated as a taxable distribution. Excess contributions can also be recovered tax free as discussed under *What Acts Result in Penalties or Additional Taxes*, later.

Early distributions tax. The 10% additional tax on distributions made before you reach age 59½ does not apply to these tax-free withdrawals of your contributions. However, the distribution of interest or other income must be reported on Form 5329 and, unless the distribution qualifies as an exception to the age 59½ rule, it will be subject to this tax.

When Must You Withdraw IRA Assets? (Required Minimum Distributions)

You cannot keep funds in a traditional IRA indefinitely. Eventually they must be distributed. If there are no distributions, or if the distributions are not large enough, you may have to pay a 50% excise tax on the amount not distributed as required. See *Excess Accumulations (Insufficient Distributions)*, later. The requirements for distributing IRA funds differ depending on whether you are the IRA owner or the beneficiary of a decedent's IRA.

Required minimum distribution. The amount that must be distributed each year is referred to as the required minimum distribution.

Required distributions not eligible for rollover. Amounts that must be distributed (required minimum distributions) during a particular year are not eligible for rollover treatment.

IRA owners. If you are the owner of a traditional IRA, you must start receiving distributions from your IRA by April 1 of the year following the year in which you reach age 70½. April 1 of the year following the year in which you reach age 70½ is referred to as the required beginning date.

Distributions by the required beginning date. You must receive at least a minimum amount for each year starting with the year you reach age 70½ (your 70½ year). If you do not (or did not) receive that minimum amount in your 70½ year, then you must receive distributions for your 70½ year by April 1 of the next year.

If an IRA owner dies after reaching age 70½, but before April 1 of the next year, no minimum

distribution is required because death occurred before the required beginning date.



Even if you begin receiving distributions before you attain age 70½, you must begin calculating and receiving required minimum distributions by your required beginning date.

Distributions after the required beginning date. The required minimum distribution for any year after the year you turn 70½ must be made by December 31 of that later year.

Beneficiaries. If you are the beneficiary of a decedent's traditional IRA, the requirements for distributions from that IRA generally depend on whether the IRA owner died before or after the required beginning date for distributions.

More information. For more information, including how to figure your minimum required distribution each year and how to figure your required distribution if you are a beneficiary of a decedent's IRA, see Publication 590.

Are Distributions Taxable?

In general, distributions from a traditional IRA are taxable in the year you receive them.

Exceptions. Exceptions to distributions from traditional IRAs being taxable in the year you receive them are:

- Rollovers,
- Tax-free withdrawals of contributions, discussed earlier, and
- The return of nondeductible contributions, discussed later under *Distributions Fully or Partly Taxable*.



Although a conversion of a traditional IRA is considered a rollover for Roth IRA purposes, it is not an exception to the rule that distributions from a traditional IRA are taxable in the year you receive them. Conversion distributions are includible in your gross income subject to this rule and the special rules for conversions explained in Publication 590.

Ordinary income. Distributions from traditional IRAs that you include in income are taxed as ordinary income.

No special treatment. In figuring your tax, you cannot use the 10-year tax option or capital gain treatment that applies to lump-sum distributions from qualified employer plans.

Distributions Fully or Partly Taxable

Distributions from your traditional IRA may be fully or partly taxable, depending on whether your IRA includes any nondeductible contributions.

Fully taxable. If only deductible contributions were made to your traditional IRA (or IRAs, if you have more than one), you have no basis in your IRA. Because you have no basis in your IRA, any distributions are fully taxable when received. See *Reporting taxable distributions on your return*, later.

Partly taxable. If you made nondeductible contributions to any of your traditional IRAs, you have a cost basis (investment in the contract) equal to the amount of those contributions. These nondeductible contributions are not taxed when they are distributed to you. They are a return of your investment in your IRA.

Only the part of the distribution that represents nondeductible contributions (your cost basis) is tax free. If nondeductible contributions have been made, distributions consist partly of nondeductible contributions (basis) and partly of deductible contributions, earnings, and gains (if there are any). Until all of your basis has been distributed, each distribution is partly nontaxable and partly taxable.

Form 8606. You must complete Form 8606 and attach it to your return if you receive a distribution from a traditional IRA and have ever made nondeductible contributions to any of your traditional IRAs. Using the form, you will figure the nontaxable distributions for 2005 and your total IRA basis for 2005 and earlier years.

Note. If you are required to file Form 8606, but you are not required to file an income tax return, you still must file Form 8606. Send it to the IRS at the time and place you would otherwise file an income tax return.

Distributions reported on Form 1099-R. If you receive a distribution from your traditional IRA, you will receive Form 1099-R, Distributions From Pensions, Annuities, Retirement or Profit-Sharing Plans, IRAs, Insurance Contracts, etc., or a similar statement. IRA distributions are shown in boxes 1 and 2a of Form 1099-R. A number or letter code in box 7 tells you what type of distribution you received from your IRA.

Withholding. Federal income tax is withheld from distributions from traditional IRAs unless you choose not to have tax withheld. See chapter 4.

IRA distributions delivered outside the United States. In general, if you are a U.S. citizen or resident alien and your home address is outside the United States or its possessions, you cannot choose exemption from withholding on distributions from your traditional IRA.

Reporting taxable distributions on your return. Report fully taxable distributions, including early distributions on Form 1040, line 15b, or Form 1040A, line 11b (no entry is required on Form 1040, line 15a, or Form 1040A, line 11a). If only part of the distribution is taxable, enter the total amount on Form 1040, line 15a, or Form 1040A, line 11a, and the taxable part on Form 1040, line 15b, or Form 1040A, line 11b. You cannot report distributions on Form 1040EZ.

What Acts Result in Penalties or Additional Taxes?

The tax advantages of using traditional IRAs for retirement savings can be offset by additional taxes and penalties if you do not follow the rules.

There are additions to the regular tax for using your IRA funds in prohibited transactions. There are also additional taxes for the following activities.

- Investing in collectibles.
- Making excess contributions.
- Taking early distributions.
- Allowing excess amounts to accumulate (failing to take required distributions).

There are penalties for overstating the amount of nondeductible contributions and for failure to file a Form 8606, if required.

Prohibited Transactions

Generally, a prohibited transaction is any improper use of your traditional IRA by you, your beneficiary, or any disqualified person.

Disqualified persons include your fiduciary and members of your family (spouse, ancestor, lineal descendant, and any spouse of a lineal descendant).

The following are examples of prohibited transactions with a traditional IRA.

- Borrowing money from it.
- Selling property to it.
- Receiving unreasonable compensation for managing it.
- Using it as security for a loan.
- Buying property for personal use (present or future) with IRA funds.

Effect on an IRA account. Generally, if you or your beneficiary engages in a prohibited transaction in connection with your traditional IRA account at any time during the year, the account stops being an IRA as of the first day of that year.

Effect on you or your beneficiary. If your account stops being an IRA because you or your beneficiary engaged in a prohibited transaction, the account is treated as distributing all its assets to you at their fair market values on the first day of the year. If the total of those values is more than your basis in the IRA, you will have a taxable gain that is includible in your income. For information on figuring your gain and reporting it in income, see *Are Distributions Taxable*, earlier. The distribution may be subject to additional taxes or penalties.

Taxes on prohibited transactions. If someone other than the owner or beneficiary of a traditional IRA engages in a prohibited transaction, that person may be liable for certain taxes. In general, there is a 15% tax on the amount of the prohibited transaction and a 100% additional tax if the transaction is not corrected.

More information. For more information on prohibited transactions, see Publication 590.

Investment in Collectibles

If your traditional IRA invests in collectibles, the amount invested is considered distributed to you in the year invested. You may have to pay the 10% additional tax on early distributions, discussed later.

Collectibles. These include:

- Art works,
- Rugs,
- Antiques,
- Metals,
- Gems,
- Stamps,
- Coins,
- Alcoholic beverages, and
- Certain other tangible personal property.

Exception. Your IRA can invest in one, one-half, one-quarter, or one-tenth ounce U.S. gold coins, or one-ounce silver coins minted by the Treasury Department. It can also invest in

certain platinum coins and certain gold, silver, palladium, and platinum bullion.

Excess Contributions

Generally, an excess contribution is the amount contributed to your traditional IRA(s) for the year that is more than the smaller of the following amounts.

- The maximum deductible amount for the year. For 2005, this is \$4,000 (\$4,500 if you are 50 or older).
- Your taxable compensation for the year.

Tax on excess contributions. In general, if the excess contributions for a year are not withdrawn by the date your return for the year is due (including extensions), you are subject to a 6% tax. You must pay the 6% tax each year on excess amounts that remain in your traditional IRA at the end of your tax year. The tax cannot be more than 6% of the value of your IRA as of the end of your tax year.

Excess contributions withdrawn by due date of return. You will not have to pay the 6% tax if you withdraw an excess contribution made during a tax year and you also withdraw interest or other income earned on the excess contribution. You must complete your withdrawal by the date your tax return for that year is due, including extensions.

How to treat withdrawn contributions. Do not include in your gross income an excess contribution that you withdraw from your traditional IRA before your tax return is due if both the following conditions are met.

- No deduction was allowed for the excess contribution.
- You withdraw the interest or other income earned on the excess contribution.

You can take into account any loss on the contribution while it was in the IRA when calculating the amount that must be withdrawn. If there was a loss, the net income you must withdraw may be a negative amount.

How to treat withdrawn interest or other income. You must include in your gross income the interest or other income that was earned on the excess contribution. Report it on your return for the year in which the excess contribution was made. Your withdrawal of interest or other income may be subject to an additional 10% tax on early distributions, discussed later.

Excess contributions withdrawn after due date of return. In general, you must include all distributions (withdrawals) from your traditional IRA in your gross income. However, if the following conditions are met, you can withdraw excess contributions from your IRA and not include the amount withdrawn in your gross income.

- Total contributions (other than rollover contributions) for 2005 to your IRA were not more than \$4,000 (\$4,500 if you are 50 or older).
- You did not take a deduction for the excess contribution being withdrawn.

The withdrawal can take place at any time, even after the due date, including extensions, for filing your tax return for the year.

Excess contribution deducted in an earlier year. If you deducted an excess contribution in

an earlier year for which the total contributions were not more than the maximum deductible amount for that year (\$2,000 for 2001 and earlier years, \$3,000 for 2002 through 2004 (\$3,500 for 2002 through 2004 if you were 50 or older)), you can still remove the excess from your traditional IRA and not include it in your gross income. To do this, file Form 1040X, Amended U.S. Individual Income Tax Return, for that year and do not deduct the excess contribution on the amended return. Generally, you can file an amended return within 3 years after you filed your return, or 2 years from the time the tax was paid, whichever is later.

Excess due to incorrect rollover information. If an excess contribution in your traditional IRA is the result of a rollover and the excess occurred because the information the plan was required to give you was incorrect, you can withdraw the excess contribution. The limits mentioned above are increased by the amount of the excess that is due to the incorrect information. You will have to amend your return for the year in which the excess occurred to correct the reporting of the rollover amounts in that year. Do not include in your gross income the part of the excess contribution caused by the incorrect information.

Early Distributions

You must include early distributions of taxable amounts from your traditional IRA in your gross income. Early distributions are also subject to an additional 10% tax. See the discussion of Form 5329 under *Reporting Additional Taxes*, later, to figure and report the tax.

Early distributions defined. Early distributions generally are amounts distributed from your traditional IRA account or annuity before you are age 59½.

Age 59½ rule. Generally, if you are under age 59½, you must pay a 10% additional tax on the distribution of any assets (money or other property) from your traditional IRA. Distributions before you are age 59½ are called early distributions.

The 10% additional tax applies to the part of the distribution that you have to include in gross income. It is in addition to any regular income tax on that amount.

Exceptions. There are several exceptions to the age 59½ rule. Even if you receive a distribution before you are age 59½, you may not have to pay the 10% additional tax if you are in one of the following situations.

- You have unreimbursed medical expenses that are more than 7.5% of your adjusted gross income.
- The distributions are not more than the cost of your medical insurance.
- You are disabled.
- You are the beneficiary of a deceased IRA owner.
- You are receiving distributions in the form of an annuity.
- The distributions are not more than your qualified higher education expenses.
- You use the distributions to buy, build, or rebuild a first home.
- The distribution is due to an IRS levy of the qualified plan.

Most of these exceptions are explained in Publication 590.

Note. Distributions that are timely and properly rolled over, as discussed earlier, are not subject to either regular income tax or the 10% additional tax. Certain withdrawals of excess contributions after the due date of your return are also tax free and therefore not subject to the 10% additional tax. (See *Excess contributions withdrawn after due date of return*, earlier.) This also applies to transfers incident to divorce, as discussed earlier.

Additional 10% tax. The additional tax on early distributions is 10% of the amount of the early distribution that you must include in your gross income. This tax is in addition to any regular income tax resulting from including the distribution in income.

Nondeductible contributions. The tax on early distributions does not apply to the part of a distribution that represents a return of your nondeductible contributions (basis).

More information. For more information on early distributions, see Publication 590.

Excess Accumulations (Insufficient Distributions)

You cannot keep amounts in your traditional IRA indefinitely. Generally, you must begin receiving distributions by April 1 of the year following the year in which you reach age 70½. The required minimum distribution for any year after the year in which you reach age 70½ must be made by December 31 of that later year.

Tax on excess. If distributions are less than the required minimum distribution for the year, you may have to pay a 50% excise tax for that year on the amount not distributed as required.

Request to excuse the tax. If the excess accumulation is due to reasonable error, and you have taken, or are taking, steps to remedy the insufficient distribution, you can request that the tax be excused.

If you believe you qualify for this relief, do the following.

- File Form 5329 with your Form 1040.
- Pay any tax you owe on excess accumulations.
- Attach a letter of explanation.

If the IRS approves your request, it will refund the excess accumulations tax you paid.

Exemption from tax. If you are unable to take required distributions because you have a traditional IRA invested in a contract issued by an insurance company that is in state insurer delinquency proceedings, the 50% excise tax does not apply if the conditions and requirements of Revenue Procedure 92-10 are satisfied.

More information. For more information on excess accumulations, see Publication 590.

Reporting Additional Taxes

Generally, you must use Form 5329 to report the tax on excess contributions, early distributions, and excess accumulations. If you must file Form 5329, you cannot use Form 1040A or Form 1040EZ.

Filing a tax return. If you must file an individual income tax return, complete Form 5329 and attach it to your Form 1040. Enter the total amount of additional taxes due on Form 1040, line 60.

Not filing a tax return. If you do not have to file a tax return but do have to pay one of the additional taxes mentioned earlier, file the completed Form 5329 with the IRS at the time and place you would have filed your Form 1040. Be sure to include your address on page 1 and your signature and date on page 2. Enclose, but do not attach, a check or money order payable to the United States Treasury for the tax you owe, as shown on Form 5329. Enter your social security number and "2005 Form 5329" on your check or money order.

Form 5329 not required. You do not have to use Form 5329 if either of the following situations exist.

- Distribution code 1 (early distribution) is correctly shown in box 7 of all Forms 1099-R. If you do not owe any other additional tax on a distribution, multiply the taxable part of the early distribution by 10% and enter the result on Form 1040, line 60. Put "No" to the left of line 60 to indicate that you do not have to file Form 5329. However, if you owe this tax and also owe any other additional tax on a distribution, do not enter this 10% additional tax directly on your Form 1040. You must file Form 5329 to report your additional taxes.
- If you rolled over part or all of a distribution from a qualified retirement plan, the part rolled over is not subject to the tax on early distributions.

Roth IRAs

Regardless of your age, you may be able to establish and make nondeductible contributions to a retirement plan called a Roth IRA.

Contributions not reported. You do not report Roth IRA contributions on your return.

What Is a Roth IRA?

A Roth IRA is an individual retirement plan that, except as explained in this chapter, is subject to the rules that apply to a traditional IRA (defined earlier). It can be either an account or an annuity. Individual retirement accounts and annuities are described in Publication 590.

To be a Roth IRA, the account or annuity must be designated as a Roth IRA when it is set up. A deemed IRA can be a Roth IRA, but neither a SEP-IRA nor a SIMPLE IRA can be designated as a Roth IRA.

Unlike a traditional IRA, you cannot deduct contributions to a Roth IRA. But, if you satisfy the requirements, qualified distributions (discussed later) are tax free. Contributions can be made to your Roth IRA after you reach age 70½ and you can leave amounts in your Roth IRA as long as you live.

When Can a Roth IRA Be Set Up?

You can set up a Roth IRA at any time. However, the time for making contributions for any year is limited. See *When Can You Make Contributions*, later under *Can You Contribute to a Roth IRA?*

Can You Contribute to a Roth IRA?



You may be eligible to claim a credit for contributions to your Roth IRA. For more information, see chapter 37.

Generally, you can contribute to a Roth IRA if you have taxable compensation (defined later) and your modified AGI (defined later) is less than:

- \$160,000 for married filing jointly or qualifying widow(er),
- \$10,000 for married filing separately and you lived with your spouse at any time during the year, or
- \$110,000 for single, head of household, or married filing separately and you did not live with your spouse at any time during the year.

Is there an age limit for contributions? Contributions can be made to your Roth IRA regardless of your age.

Can you contribute to a Roth IRA for your spouse? You can contribute to a Roth IRA for your spouse provided the contributions satisfy the spousal IRA limit (discussed in *How Much Can Be Contributed* under *Traditional IRAs*), you file jointly, and your modified AGI is less than \$160,000.

Compensation. Compensation includes wages, salaries, tips, professional fees, bonuses, and other amounts received for providing personal services. It also includes commissions,

Worksheet 17-2. Modified Adjusted Gross Income for Roth IRA Purposes



Use this worksheet to figure your modified adjusted gross income for Roth IRA purposes.

1. Enter your adjusted gross income (Form 1040, line 38, or Form 1040A, line 22)	1.	_____
2. Enter any income resulting from the conversion of an IRA (other than a Roth IRA) to a Roth IRA or a minimum required distribution from an IRA (if figuring MAGI for conversion purposes)	2.	_____
3. Subtract line 2 from line 1	3.	_____
4. Enter any traditional IRA deduction (Form 1040, line 32, or Form 1040A, line 17)	4.	_____
5. Enter any student loan interest deduction (Form 1040, line 33, or Form 1040A, line 18)	5.	_____
6. Enter any tuition and fees deduction (Form 1040, line 34, or Form 1040A, line 19)	6.	_____
7. Enter any foreign earned income and/or housing exclusion (Form 2555, line 43, or Form 2555-EZ, line 18)	7.	_____
8. Enter any foreign housing deduction (Form 2555, line 48)	8.	_____
9. Enter any exclusion of bond interest (Form 8815, line 14)	9.	_____
10. Enter any exclusion of employer-provided adoption benefits (Form 8839, line 30)	10.	_____
11. Enter any domestic production activities deduction (Form 1040, line 35 or Form 1040NR, line 33)	11.	_____
12. Add the amounts on lines 3 through 11	12.	_____
13. Enter:		
• \$160,000 if married filing jointly or qualifying widow(er)		
• \$10,000 if married filing separately and you lived with your spouse at any time during the year		
• \$110,000 for all others	13.	_____

Next. Is the amount on line 12 more than the amount on line 13?
If yes, then see the **Note** below.
If no, then the amount on line 12 is your **modified AGI** for Roth IRA purposes.

Note. If the amount on line 12 is more than the amount on line 13 and you have other income or loss items, such as social security income or passive activity losses, that are subject to AGI-based phaseouts, you can refigure your AGI solely for the purpose of figuring your modified AGI for Roth IRA purposes. When figuring your modified AGI for conversion purposes, or minimum required distributions from IRAs, refigure your AGI without taking into account any income from conversions. (If you receive social security benefits, use *Worksheet 1* in *Appendix B* of Publication 590 to refigure your AGI.) Then go to list item (2) under *Modified AGI* or line 4 above in *Worksheet 17-2* to refigure your modified AGI. If you do not have other income or loss items subject to AGI-based phaseouts, your modified AGI for Roth IRA purposes is the amount on line 12.

self-employment income, and taxable alimony and separate maintenance payments.

Modified AGI. Your modified AGI for Roth IRA purposes is your adjusted gross income (AGI) as shown on your return modified as follows.

1. Subtract the following:
 - a. Conversion income. This is any income resulting from the conversion of an IRA (other than a Roth IRA) to a Roth IRA.
 - b. Minimum required distributions from qualified retirement plans (including IRAs) (for conversions only).
2. Add the following deductions and exclusions:
 - a. Traditional IRA deduction,
 - b. Student loan interest deduction,
 - c. Tuition and fees deduction,
 - d. Foreign earned income exclusion,
 - e. Foreign housing exclusion or deduction,
 - f. Exclusion of qualified savings bond interest shown on Form 8815, and
 - g. Exclusion of employer-provided adoption benefits shown on Form 8839.
 - h. Domestic production activities deduction from Form 1040, line 35, or Form 1040NR, line 33.

You can use Worksheet 17-2 to figure your modified AGI.

How Much Can Be Contributed?

The contribution limit for Roth IRAs depends on whether contributions are made only to Roth IRAs or to both traditional IRAs and Roth IRAs.

Roth IRAs only. If contributions are made only to Roth IRAs, your contribution limit generally is the lesser of the following amounts.

- \$4,000 (\$4,500 if you are 50 or older in 2005). For 2006, the amount is \$4,000 (and increases to \$5,000 if you are 50 or older in 2006).
- Your taxable compensation.

However, if your modified AGI is above a certain amount, your contribution limit may be reduced, as explained later under *Contribution limit reduced*.

Roth IRAs and traditional IRAs. If contributions are made to both Roth IRAs and traditional IRAs established for your benefit, your contribution limit for Roth IRAs generally is the same as your limit would be if contributions were made only to Roth IRAs, but then reduced by all contributions (other than employer contributions under a SEP or SIMPLE IRA plan) for the year to all IRAs other than Roth IRAs.

This means that your contribution limit is the lesser of the following amounts.

- \$4,000 (\$4,500 if you are 50 or older in 2005). For 2006, \$4,000 (\$5,000 if you are 50 or older in 2006) minus all contributions (other than employer contributions under a SEP or SIMPLE IRA plan) for the year to all IRAs other than Roth IRAs.
- Your taxable compensation minus all contributions (other than employer contributions under a SEP or SIMPLE IRA plan)

Table 17-3. Effect of Modified AGI on Roth IRA Contribution

This table shows whether your contribution to a Roth IRA is affected by the amount of your modified adjusted gross income (modified AGI).

IF you have taxable compensation and your filing status is...	AND your modified AGI is...	THEN...
married filing jointly, or qualifying widow(er)	less than \$150,000	you can contribute up to \$4,000 (\$4,500 if you are 50 or older in 2005). For 2006, this amount is \$4,000 (\$5,000 if you are 50 or older in 2006).
	at least \$150,000 but less than \$160,000	the amount you can contribute is reduced as explained under <i>Contribution limit reduced</i> in Publication 590.
	\$160,000 or more	you cannot contribute to a Roth IRA.
married filing separately and you lived with your spouse at any time during the year	zero (-0-)	you can contribute up to \$4,000 (\$4,500 if you are 50 or older in 2005). For 2006, this amount is \$4,000 (\$5,000 if you are 50 or older in 2006).
	more than zero (-0-) but less than \$10,000	the amount you can contribute is reduced as explained under <i>Contribution limit reduced</i> in Publication 590.
	\$10,000 or more	you cannot contribute to a Roth IRA.
single, head of household, or married filing separately and you did not live with your spouse at any time during the year	less than \$95,000	you can contribute up to \$4,000 (\$4,500 if you are 50 or older in 2005). For 2006, this amount is \$4,000 (\$5,000 if you are 50 or older in 2006).
	at least \$95,000 but less than \$110,000	the amount you can contribute is reduced as explained under <i>Contribution limit reduced</i> in Publication 590.
	\$110,000 or more	you cannot contribute to a Roth IRA.

for the year to all IRAs other than Roth IRAs.

However, if your modified AGI is above a certain amount, your contribution limit may be reduced, as explained later under *Contribution limit reduced*.

Contribution limit reduced. If your modified AGI is above a certain amount, your contribution limit is gradually reduced. Use Table 17-3 to determine if this reduction applies to you.

Figuring the reduction. If the amount you can contribute to your Roth IRA is reduced, see Publication 590 for how to figure the reduction.

When Can You Make Contributions?

You can make contributions to a Roth IRA for a year at any time during the year or by the due date of your return for that year (not including extensions).



You can make contributions for 2005 by the due date (not including extensions) for filing your 2005 tax return. This means that most people can make contributions for 2005 by April 17, 2006.

What If You Contribute Too Much?

A 6% excise tax applies to any excess contribution to a Roth IRA.

Excess contributions. These are the contributions to your Roth IRAs for a year that equal the total of:

1. Amounts contributed for the tax year to your Roth IRAs (other than amounts properly and timely rolled over from a Roth IRA or properly converted from a traditional IRA, as described later) that are more than your contribution limit for the year, plus
2. Any excess contributions for the preceding year, reduced by the total of:
 - a. Any distributions out of your Roth IRAs for the year, plus
 - b. Your contribution limit for the year minus your contributions to all your IRAs for the year.

Withdrawal of excess contributions. For purposes of determining excess contributions, any contribution that is withdrawn on or before the due date (including extensions) for filing your tax return for the year is treated as an amount not contributed. This treatment applies only if any earnings on the contributions are also withdrawn. The earnings are considered to have

been earned and received in the year the excess contribution was made.

Applying excess contributions. If contributions to your Roth IRA for a year were more than the limit, you can apply the excess contribution in one year to a later year if the contributions for that later year are less than the maximum allowed for that year.

Can You Move Amounts Into a Roth IRA?

You may be able to convert amounts from either a traditional, SEP, or SIMPLE IRA into a Roth IRA. You may be able to recharacterize contributions made to one IRA as having been made directly to a different IRA. You can roll amounts over from one Roth IRA to another Roth IRA.

Conversions

You can convert a traditional IRA to a Roth IRA. The conversion is treated as a rollover, regardless of the conversion method used. Most of the rules for rollovers, described earlier under *Rollover From One IRA Into Another under Traditional IRAs*, apply to these rollovers. However, the 1-year waiting period does not apply.

Conversion methods. You can convert amounts from a traditional IRA to a Roth IRA in any of the following ways.

- **Rollover.** You can receive a distribution from a traditional IRA and roll it over (contribute it) to a Roth IRA within 60 days after the distribution.
- **Trustee-to-trustee transfer.** You can direct the trustee of the traditional IRA to transfer an amount from the traditional IRA to the trustee of the Roth IRA.
- **Same trustee transfer.** If the trustee of the traditional IRA also maintains the Roth IRA, you can direct the trustee to transfer an amount from the traditional IRA to the Roth IRA.

Same trustee. Conversions made with the same trustee can be made by redesignating the traditional IRA as a Roth IRA, rather than opening a new account or issuing a new contract.

Converting from a SIMPLE IRA. Generally, you can convert an amount in your SIMPLE IRA to a Roth IRA under the same rules explained earlier under *Converting From Any Traditional IRA to a Roth IRA*.

However, you cannot convert any amount distributed from the SIMPLE IRA during the 2-year period beginning on the date you first participated in any SIMPLE IRA plan maintained by your employer.

More information. For more detailed information on conversions, see Publication 590.

Failed Conversions

If, when you converted amounts from a traditional IRA into a Roth IRA, you expected to have modified AGI of less than \$100,000 and a filing status other than married filing separately, but your expectations did not come true, you have made a failed conversion.

Results of failed conversions. If the converted amount (contribution) is not recharacterized (explained earlier), the contribution will be treated as a regular contribution to the Roth IRA and subject to the following tax consequences.

- A 6% excise tax per year will apply to any excess contribution not withdrawn from the Roth IRA.
- The distributions from the traditional IRA must be included in your gross income.
- The 10% additional tax on early distributions may apply to any distribution.

How to avoid. You must move the amount converted (including all earnings from the date of conversion) into a traditional IRA by the due date (including extensions) for your tax return for the year during which you made the conversion to the Roth IRA. You do not have to include this distribution (withdrawal) in income. See *Recharacterizations*, earlier, for more information.

Rollover From a Roth IRA

You can withdraw, tax free, all or part of the assets from one Roth IRA if you contribute them within 60 days to another Roth IRA. Most of the rules for rollovers, explained earlier under *Rollover From One IRA Into Another under Traditional IRAs*, apply to these rollovers.

Are Distributions Taxable?

You do not include in your gross income qualified distributions or distributions that are a return of your regular contributions from your Roth IRA(s). You also do not include distributions from your Roth IRA that you roll over tax free into another Roth IRA. You may have to include part of other distributions in your income. See *Ordering rules for distributions*, later.

What are qualified distributions? A qualified distribution is any payment or distribution from your Roth IRA that meets the following requirements.

1. It is made after the 5-year period beginning with the first taxable year for which a con-

tribution was made to a Roth IRA set up for your benefit, and

2. The payment or distribution is:
 - a. Made on or after the date you reach age 59½,
 - b. Made because you are disabled,
 - c. Made to a beneficiary or to your estate after your death, or
 - d. To pay up to \$10,000 (lifetime limit) of certain qualified first-time homebuyer amounts. See Publication 590 for more information.

Additional tax on distributions of conversion contributions within 5-year period. If, within the 5-year period starting with the first day of your tax year in which you convert an amount from a traditional IRA to a Roth IRA, you take a distribution from a Roth IRA, you may have to pay the 10% additional tax on early distributions. You generally must pay the 10% additional tax on any amount attributable to the part of the amount converted (the conversion contribution) that you had to include in income. A separate 5-year period applies to each conversion. See *Ordering rules for distributions*, later, to determine the amount, if any, of the distribution that is attributable to the part of the conversion contribution that you had to include in income.

Additional tax on other early distributions. Unless an exception applies, the taxable part of other distributions from your Roth IRA(s) that are not qualified distributions is subject to the 10% additional tax on early distributions. See Publication 590 for more information.

Ordering rules for distributions. If you receive a distribution from your Roth IRA that is not a qualified distribution, part of it may be taxable. There is a set order in which contributions (including conversion contributions) and earnings are considered to be distributed from your Roth IRA. Regular contributions are distributed first. See Publication 590 for more information.

Must you withdraw or use Roth IRA assets? You are not required to take distributions from your Roth IRA at any age. The minimum distribution rules that apply to traditional IRAs do not apply to Roth IRAs while the owner is alive. However, after the death of a Roth IRA owner, certain of the minimum distribution rules that apply to traditional IRAs also apply to Roth IRAs.

More information. For more detailed information on Roth IRAs, see Publication 590.

Alimony

Introduction

This chapter discusses the rules that apply if you pay or receive alimony. It covers the following topics:

- What payments are alimony,
- What payments are not alimony, such as child support,
- How to deduct alimony you paid,
- How to report alimony income you received, and
- Whether you must recapture the tax benefits of alimony. Recapture means adding back in your income all or part of a deduction you took in a prior year.

Alimony is a payment to or for a spouse or former spouse under a divorce or separation instrument. It does not include voluntary payments that are not made under a divorce or separation instrument.

Alimony is deductible by the payer and must be included in the spouse's or former spouse's income. Although this chapter is generally written for the payer of the alimony, the recipient can use the information to determine whether an amount received is alimony.

To be alimony, a payment must meet certain requirements. Different requirements apply to payments under instruments executed after 1984 and to payments under instruments executed before 1985. This chapter discusses the rules for payments under instruments executed after 1984. If you need the rules for payments under pre-1985 instruments, get and keep a copy of the 2004 version of Publication 504. That was the last year the information on pre-1985 instruments was included in Publication 504.

Use Table 18-1 in this chapter as a guide to determine whether certain payments are considered alimony.

Definitions. The following definitions apply throughout this chapter.

Spouse or former spouse. Unless otherwise stated in the following discussions about alimony, the term "spouse" includes former spouse.

Divorce or separation instrument. The term "divorce or separation instrument" means:

1. A decree of divorce or separate maintenance or a written instrument incident to that decree,
2. A written separation agreement, or
3. A decree or any type of court order requiring a spouse to make payments for the support or maintenance of the other spouse. This includes a temporary decree, an interlocutory (not final) decree, and a decree of alimony *pendente lite* (while awaiting action on the final decree or agreement).

Useful Items

You may want to see:

Publication

- 504 Divorced or Separated Individuals

General Rules

The following rules apply to alimony regardless of when the divorce or separation instrument was executed.

Payments not alimony. Not all payments under a divorce or separation instrument are alimony. Alimony does not include any of the following.

1. Child support.
2. Noncash property settlements.
3. Payments that are your spouse's part of community income. (See *Community Property* in Publication 504.)
4. Payments to keep up the payer's property.
5. Use of property.

Payments to a third party. Cash payments (including checks and money orders) to a third party on behalf of your spouse under the terms of your divorce or separation instrument may be alimony if they otherwise qualify. These include payments for your spouse's medical expenses, housing costs (rent, utilities, etc.), taxes, tuition, etc. The payments are treated as received by your spouse and then paid to the third party.

Life insurance premiums. Alimony includes premiums you must pay under your divorce or separation instrument for insurance on your life to the extent your spouse owns the policy.

Payments for jointly-owned home. If your divorce or separation instrument states that you must pay expenses for a home owned by you and your spouse or former spouse, some of your payments may be alimony.

Mortgage payments. If you must pay all the mortgage payments (principal and interest) on a jointly-owned home, and they otherwise qualify, you can deduct one-half of the total payments as alimony. If you itemize deductions and the home is a qualified home, you can claim half of the interest in figuring your deductible interest. Your spouse must report one-half of the payments as alimony received. If your spouse itemizes deductions and the home is a qualified home, he or she can claim one-half of the interest on the mortgage in figuring deductible interest.

Taxes and insurance. If you must pay all the real estate taxes or insurance on a home held as tenants in common, you can deduct one-half of these payments as alimony. Your spouse must report one-half of these payments as alimony received. If you and your spouse itemize deductions, you can each claim one-half of the real estate taxes and none of the home insurance.

If your home is held as tenants by the entirety or joint tenants, none of your payments for taxes or insurance are alimony. But if you itemize deductions, you can claim all of the real estate taxes and none of the home insurance.

Other payments to a third party. If you made other third-party payments, see Publication 504 to see whether any part of the payments qualifies as alimony.

Instruments Executed After 1984

The following rules for alimony apply to payments under divorce or separation instruments executed after 1984.

Exception for instruments executed before 1985. There are two situations where the rules for instruments executed after 1984 apply to instruments executed before 1985.

1. A divorce or separation instrument executed before 1985 and then modified after 1984 to specify that the after-1984 rules will apply.
2. A temporary divorce or separation instrument executed before 1985 and incorporated into, or adopted by, a final decree executed after 1984 that:
 - a. Changes the amount or period of payment, or
 - b. Adds or deletes any contingency or condition.

For the rules for alimony payments under pre-1985 instruments not meeting these exceptions, see the 2004 revision of Publication 504 on the IRS website at www.irs.gov.

Example 1. In November 1984, you and your former spouse executed a written separation agreement. In February 1985, a decree of divorce was substituted for the written separation agreement. The decree of divorce did not change the terms for the alimony you pay your former spouse. The decree of divorce is treated as executed before 1985. Alimony payments under this decree are not subject to the rules for payments under instruments executed after 1984.

Example 2. Assume the same facts as in *Example 1* except that the decree of divorce changed the amount of the alimony. In this example, the decree of divorce is not treated as executed before 1985. The alimony payments are subject to the rules for payments under instruments executed after 1984.

Alimony requirements. A payment to or for a spouse under a divorce or separation instrument is alimony if the spouses do not file a joint return with each other and all the following requirements are met.

1. The payment is in cash.
2. The instrument does not designate the payment as not alimony.
3. The spouses are not members of the same household at the time the payments are made. This requirement applies only if the spouses are legally separated under a decree of divorce or separate maintenance.
4. There is no liability to make any payment (in cash or property) after the death of the recipient spouse.
5. The payment is not treated as child support.

Each of these requirements is discussed next.

Payments must be in cash. Only cash payments, including checks and money orders, qualify as alimony. The following do not qualify as alimony.

Table 18-1. Alimony Requirements (Instruments Executed After 1984)

<p>Payments ARE alimony if <u>all</u> of the following are true:</p> <p>Payments are required by a divorce or separation instrument.</p> <p>Payer and recipient spouse do not file a joint return with each other.</p> <p>Payment is in cash (including checks or money orders).</p> <p>Payment is not designated in the instrument as not alimony.</p> <p>Spouses legally separated under a decree of divorce or separate maintenance are not members of the same household.</p> <p>Payments are not required after death of the recipient spouse.</p> <p>Payment is not treated as child support.</p>	<p>Payments are NOT alimony if <u>any</u> of the following are true:</p> <p>Payments are not required by a divorce or separation instrument.</p> <p>Payer and recipient spouse file a joint return with each other.</p> <p>Payment is:</p> <ul style="list-style-type: none"> • Not in cash, • A noncash property settlement, • Spouse's part of community income, or • To keep up the payer's property. <p>Payment is designated in the instrument as not alimony.</p> <p>Spouses legally separated under a decree of divorce or separate maintenance are members of the same household.</p> <p>Payments are required after death of the recipient spouse.</p> <p>Payment is treated as child support.</p>
<p><i>These payments are deductible by the payer and includible in income by the recipient.</i></p>	<p><i>These payments are neither deductible by the payer nor includible in income by the recipient.</i></p>

- Transfers of services or property (including a debt instrument of a third party or an annuity contract).
- Execution of a debt instrument by the payor.
- The use of property.

Payments to a third party. Cash payments to a third party under the terms of your divorce or separation instrument can qualify as cash payments to your spouse. See *Payments to a third party* under *General Rules*, earlier.

Also, cash payments made to a third party at the written request of your spouse qualify as alimony if all the following requirements are met.

1. The payments are in lieu of payments of alimony directly to your spouse.
2. The written request states that both spouses intend the payments to be treated as alimony.
3. You receive the written request from your spouse before you file your return for the year you made the payments.

Payments designated as not alimony. You and your spouse can designate that otherwise qualifying payments are not alimony. You do this by including a provision in your divorce or separation instrument that states the payments are not deductible as alimony by you and are excludable from your spouse's income. For this purpose, any instrument (written statement) signed by both of you that makes this designation and that refers to a previous written separation agreement is treated as a written separation agreement. If you are subject to temporary support orders, the designation must be made in the original or a later temporary support order.

Your spouse can exclude the payments from income only if he or she attaches a copy of the instrument designating them as not alimony to his or her return. The copy must be attached each year the designation applies.

Spouses cannot be members of the same household. Payments to your spouse while you are members of the same household are not alimony if you are legally separated under a decree of divorce or separate maintenance. A home you formerly shared is considered one household, even if you physically separate yourselves in the home.

You are not treated as members of the same household if one of you is preparing to leave the household and does leave no later than 1 month after the date of the payment.

Exception. If you are not legally separated under a decree of divorce or separate maintenance, a payment under a written separation agreement, support decree, or other court order may qualify as alimony even if you are members of the same household when the payment is made.

Liability for payments after death of recipient spouse. If you must continue to make payments for any period after your spouse's death, the part of the payment that would continue is not alimony, whether made before or after the death. If all of the payment would continue, then none of the payments made before or after the death are alimony.

The divorce or separation instrument does not have to expressly state that the payments cease upon the death of your spouse if, for example, the liability for continued payments would end under state law.

Example. You must pay your former spouse \$10,000 in cash each year for 10 years. Your divorce decree states that the payments will end upon your former spouse's death. You must also pay your former spouse or your former spouse's estate \$20,000 in cash each year for 10 years. The death of your spouse would not terminate these payments under state law.

The \$10,000 annual payments are alimony. But because the \$20,000 annual payments will not end upon your former spouse's death, they are not alimony.

Substitute payments. If you must make any payments in cash or property after your spouse's death as a substitute for continuing otherwise qualifying payments, the otherwise qualifying payments are not alimony. To the extent that your payments begin, accelerate, or increase because of the death of your spouse, otherwise qualifying payments you made may be treated as payments that were not alimony. Whether or not such payments will be treated as not alimony depends on all the facts and circumstances.

Example 1. Under your divorce decree, you must pay your former spouse \$30,000 annually. The payments will stop at the end of 6 years or upon your former spouse's death, if earlier.

Your former spouse has custody of your minor children. The decree provides that if any child is still a minor at your spouse's death, you must pay \$10,000 annually to a trust until the youngest child reaches the age of majority. The trust income and corpus (principal) are to be used for your children's benefit.

These facts indicate that the payments to be made after your former spouse's death are a substitute for \$10,000 of the \$30,000 annual payments. Of each of the \$30,000 annual payments, \$10,000 is not alimony.

Example 2. Under your divorce decree, you must pay your former spouse \$30,000 annually. The payments will stop at the end of 15 years or upon your former spouse's death, if earlier. The decree provides that if your former spouse dies before the end of the 15-year period, you must pay the estate the difference between \$450,000 (\$30,000 × 15) and the total amount paid up to that time. For example, if your spouse dies at the end of the tenth year, you must pay the estate \$150,000 (\$450,000 – \$300,000).

These facts indicate that the lump-sum payment to be made after your former spouse's death is a substitute for the full amount of the \$30,000 annual payments. None of the annual payments are alimony. The result would be the same if the payment required at death were to be discounted by an appropriate interest factor to account for the prepayment.

Child support. A payment that is specifically designated as child support or treated as specifically designated as child support under your divorce or separation instrument is not alimony. The designated amount or part may vary from time to time. Child support payments are neither deductible by the payer nor taxable to the recipient.

Specifically designated as child support. A payment will be treated as specifically designated as child support to the extent that the payment is reduced either:

1. On the happening of a contingency relating to your child, or
2. At a time that can be clearly associated with the contingency.

A payment may be treated as specifically designated as child support even if other separate payments are specifically designated as child support.

Contingency relating to your child. A contingency relates to your child if it depends on any event relating to that child. It does not matter whether the event is certain or likely to occur. Events relating to your child include the child's:

- Becoming employed,
- Dying,

- Leaving the household,
- Leaving school,
- Marrying, or
- Reaching a specified age or income level.

Clearly associated with a contingency. Payments are presumed to be reduced at a time clearly associated with the happening of a contingency relating to your child only in the following situations.

1. The payments are to be reduced not more than 6 months before or after the date the child will reach 18, 21, or local age of majority.
2. The payments are to be reduced on two or more occasions that occur not more than 1 year before or after a different one of your children reaches a certain age from 18 to 24. This certain age must be the same for each child, but need not be a whole number of years.

In all other situations, reductions in payments are not treated as clearly associated with the happening of a contingency relating to your child.

Either you or the IRS can overcome the presumption in the two situations above. This is done by showing that the time at which the payments are to be reduced was determined independently of any contingencies relating to your children. For example, if you can show that the period of alimony payments is customary in the local jurisdiction, such as a period equal to one-half of the duration of the marriage, you can treat the amount as alimony.

How To Deduct Alimony Paid

You can deduct alimony you paid, whether or not you itemize deductions on your return. You must file Form 1040. You cannot use Form 1040A or Form 1040EZ.

Enter the amount of alimony you paid on Form 1040, line 31a. In the space provided on line 31b, enter your spouse's social security number.

If you paid alimony to more than one person, enter the social security number of one of the recipients. Show the social security number and amount paid to each other recipient on an attached statement. Enter your total payments on line 31a.



If you do not provide your spouse's social security number, you may have to pay a \$50 penalty and your deduction may be disallowed.

How To Report Alimony Received

Report alimony you received on Form 1040, line 11. You cannot use Form 1040A or Form 1040EZ.



You must give the person who paid the alimony your social security number. If you do not, you may have to pay a \$50 penalty.

Recapture Rule

If your alimony payments decrease or terminate during the first 3 calendar years, you may be subject to the recapture rule. If you are subject to this rule, you have to include in income in the third year part of the alimony payments you previously deducted. Your spouse can deduct in the third year part of the alimony payments he or she previously included in income.

The 3-year period starts with the first calendar year you make a payment qualifying as alimony under a decree of divorce or separate maintenance or a written separation agreement. Do not include any time in which payments were being made under temporary support orders. The second and third years are the next 2 calendar years, whether or not payments are made during those years.

The reasons for a reduction or termination of alimony payments that can require a recapture include:

- A change in your divorce or separation instrument,
- A failure to make timely payments,
- A reduction in your ability to provide support, or
- A reduction in your spouse's support needs.

When to apply the recapture rule. You are subject to the recapture rule in the third year if the alimony you pay in the third year decreases by more than \$15,000 from the second year or the alimony you pay in the second and third years decreases significantly from the alimony you pay in the first year.

When you figure a decrease in alimony, do not include the following amounts.

1. Payments made under a temporary support order.
2. Payments required over a period of at least 3 calendar years of a fixed part of your income from a business or property, or from compensation for employment or self-employment.
3. Payments that decrease because of the death of either spouse or the remarriage of the spouse receiving the payments.

Figuring the recapture. You can use Worksheet 1 in Publication 504 to figure recaptured alimony.

Including the recapture in income. If you must include a recapture amount in income, show it on Form 1040, line 11 ("Alimony received"). Cross out "received" and enter "recapture." On the dotted line next to the amount, enter your spouse's last name and social security number.

Deducting the recapture. If you can deduct a recapture amount, show it on Form 1040, line 31a ("Alimony paid"). Cross out "paid" and enter "recapture." In the space provided, enter your spouse's social security number.

19.

Education-Related Adjustments

What's New

Katrina Emergency Tax Relief Act of 2005. This Act provides tax relief for persons affected by Hurricane Katrina. Under the Act, you may be able to claim a student loan interest deduction and/or a tuition and fees deduction. See Publication 4492.

Introduction

This chapter discusses the education-related adjustments you can deduct in figuring your adjusted gross income.

This chapter covers:

- Educator expenses,
- Student loan interest deduction, and
- The tuition and fees deduction.

Useful Items

You may want to see:

Publication

- **970** Tax Benefits for Education

Educator Expenses

If you were an eligible educator in 2005, you can deduct up to \$250 of qualified expenses you paid in 2005 as an adjustment to gross income, rather than as a miscellaneous itemized deduction. If you and your spouse are filing jointly and both of you were eligible educators, the maximum deduction is \$500. However, neither spouse can deduct more than \$250 of his or her qualified expenses.

Eligible educator. An eligible educator is a kindergarten through grade 12 teacher, instructor, counselor, principal, or aide who worked in a school for at least 900 hours during a school year.

Qualified expenses. Qualified expenses include ordinary and necessary expenses paid in connection with books, supplies, equipment (including computer equipment, software, and services), and other materials used in the classroom. An ordinary expense is one that is common and accepted in your educational field. A necessary expense is one that is helpful and appropriate for your profession as an educator. An expense does not have to be required to be considered necessary.

Qualified expenses do not include expenses for home schooling or for nonathletic supplies for courses in health or physical education.

You must reduce your qualified expenses by the following amounts.

- Tax-free interest on U.S. series EE and I savings bonds (Form 8815). See *Figuring the Tax-Free Amount* in chapter 10 of Publication 970.
- Tax-free portion of a distribution from a qualified tuition program (QTP). See *Figuring the Taxable Portion of a Distribution* in chapter 8 of Publication 970.
- Tax-free portion of a distribution from a Coverdell education savings account (ESA). See *Figuring the Taxable Portion of a Distribution* in chapter 7 of Publication 970.
- Any reimbursements you received for these expenses that were not reported to you in box 1 of your Form W-2.

How the deduction is claimed. To claim the deduction, enter the allowable amount on line 23 of Form 1040, or line 16 of Form 1040A.

Student Loan Interest Deduction

Generally, personal interest you pay, other than certain mortgage interest, is not deductible. However, if your modified adjusted gross income (MAGI) is less than \$65,000 (\$135,000 if filing a joint return) you may be able to take a deduction for interest paid on a student loan (also known as an education loan) used for higher education. For most taxpayers, MAGI is the adjusted gross income as figured on their federal income tax return before subtracting any deduction for student loan interest. This deduction can reduce the amount of your income subject to tax by up to \$2,500 in 2005. Table 19-1 summarizes the features of the student loan interest deduction.

Table 19-1. **Student Loan Interest Deduction at a Glance**

Do not rely on this table alone. Refer to the text for more details.

Feature	Description
Maximum benefit	You can decrease your income subject to tax by up to \$2,500.
Loan qualifications	Your student loan <ul style="list-style-type: none">• must have been taken out solely to pay qualified education expenses, and• cannot be from a related person or made under a qualified employer plan.
Student qualifications	The student must be <ul style="list-style-type: none">• you, your spouse, or your dependent, and• enrolled at least half-time in a degree program.
Time limit on deduction	You can deduct interest paid during the remaining period of your student loan.
Phaseout	The amount of your deduction depends on your income level.

Student Loan Interest Defined

Student loan interest is interest you paid during the year on a qualified student loan. It includes both required and voluntary interest payments.

Qualified Student Loan

This is a loan you took out solely to pay qualified education expenses (defined later) that were:

- For you, your spouse, or a person who was your dependent (defined in chapter 3) when you took out the loan,
- Paid or incurred within a reasonable period of time before or after you took out the loan, and
- For education provided during an academic period for an eligible student.

Loans from the following sources are not qualified student loans.

- A related person.
- A qualified employer plan.

Exceptions. For purposes of the student loan interest deduction, there are the following exceptions to the general rules for dependents.

- You can have a dependent even if you are the dependent of another taxpayer.
- An individual can be your dependent even if the individual made a joint return with a spouse.
- An individual can be your dependent even if the individual had gross income for the year that was equal to or more than the exemption amount for the year (\$3,200 for 2005).

Reasonable period of time. Qualified education expenses are treated as paid or incurred within a reasonable period of time before or after you take out the loan if they are paid with the proceeds of student loans that are part of a federal postsecondary education loan program.

Even if not paid with the proceeds of that type of loan, the expenses are treated as paid or incurred within a reasonable period of time if both of the following requirements are met.

1. The expenses relate to a specific academic period, and
2. The loan proceeds are disbursed within a period that begins 90 days before the start of that academic period and ends 90 days after the end of that academic period.

If neither of the above situations applies, the reasonable period of time usually is determined based on all the relevant facts and circumstances.

Academic period. An academic period includes a semester, trimester, quarter, or other period of study (such as a summer school session) as reasonably determined by an educational institution. In the case of an educational institution that uses credit hours or clock hours and does not have academic terms, each payment period can be treated as an academic period.

Eligible student. This is a student who was enrolled at least half-time in a program leading to a degree, certificate, or other recognized educational credential.

Enrolled at least half-time. A student was enrolled at least half-time if the student was taking at least half the normal full-time work load for his or her course of study.

The standard for what is half of the normal full-time work load is determined by each eligible educational institution. However, the standard may not be lower than any of those established by the Department of Education under the Higher Education Act of 1965.

Loan from a related person. You cannot deduct interest on a loan you get from a related person. Related persons include:

- Your spouse,
- Your brothers and sisters,
- Your half brothers and half sisters,
- Your ancestors (parents, grandparents, etc.),
- Your lineal descendants (children, grandchildren, etc.), and
- Certain corporations, partnerships, trusts, and exempt organizations.

Loan from a qualified employer plan. You cannot deduct interest on a loan made under a qualified employer plan or under a contract purchased under such a plan.

Qualified Education Expenses

Generally, for purposes of the student loan interest deduction, these expenses are the total costs of attending an eligible educational institution, including graduate school. They include amounts paid for the following items.

- Tuition and fees.
- Room and board.
- Books, supplies, and equipment.
- Other necessary expenses (such as transportation).

The cost of room and board qualifies only to the extent that it is not more than the greater of the following amounts.

- The allowance for room and board, as determined by the eligible educational institution, that was included in the cost of attendance (for federal financial aid purposes) for a particular academic period and living arrangement of the student.
- The actual amount charged if the student is residing in housing owned or operated by the eligible educational institution.

Eligible educational institution. An eligible educational institution is any college, university, vocational school, or other postsecondary educational institution eligible to participate in a student aid program administered by the Department of Education. It includes virtually all accredited public, nonprofit, and proprietary (privately owned profit-making) postsecondary institutions.

Certain educational institutions located outside the United States also participate in the U.S. Department of Education's Federal Student Aid (FSA) programs.

For purposes of the student loan interest deduction, an eligible educational institution also includes an institution conducting an internship or residency program leading to a degree or certificate from an institution of higher educa-

tion, a hospital, or a health care facility that offers postgraduate training.

An educational institution must meet the above criteria only during the academic period(s) for which the student loan was incurred. The deductibility of interest on the loan is not affected by the institution's subsequent loss of eligibility.



The educational institution should be able to tell you if it is an eligible educational institution.

Adjustments to qualified education expenses. You must reduce your qualified education expenses by certain tax-free items (such as the tax-free part of scholarships and fellowships). See chapter 4 of Publication 970 for details.

Include As Interest

In addition to simple interest on the loan, certain loan origination fees, capitalized interest, interest on revolving lines of credit, and interest on refinanced student loans can be student loan interest if all other requirements are met.

Loan origination fee. This is a one-time fee charged by the lender for the use of money, which is treated as interest accrued over the life of the loan. This payment cannot be for property or services provided by the lender, such as commitment fees or processing costs.

Capitalized interest. This is unpaid interest on a student loan that is added by the lender to the outstanding principal balance of the loan.

Interest on revolving lines of credit. This interest, which includes interest on credit card debt, is student loan interest if the borrower uses the line of credit (credit card) only to pay qualified education expenses. See *Qualified Education Expenses*, earlier.

Interest on refinanced student loans. This includes interest on both:

- Consolidated loans—loans used to refinance more than one student loan of the same borrower, and
- Collapsed loans—two or more loans of the same borrower that are treated by both the lender and the borrower as one loan.



If you refinance a qualified student loan for more than your original loan and you use the additional amount for any purpose other than qualified education expenses, you cannot deduct any interest paid on the refinanced loan.

Voluntary interest payments. These are payments made on a qualified student loan during a period when interest payments are not required, such as when the borrower has been granted a deferment or the loan has not yet entered repayment status.

Do Not Include As Interest

You cannot claim a student loan interest deduction for:

- Interest you paid on a loan if under the terms of the loan, you are not legally obligated to make interest payments.
- Loan origination fees that are payments for property or services provided by the

lender, such as commitment fees or processing costs.

- Interest you paid on a loan to the extent payments were made through your participation in the National Health Service Corps Loan Repayment Program (the "NHSC Loan Repayment Program") or certain other state loan repayment programs. This is effective beginning January 1, 2004. For more information, see *Student Loan Repayment Assistance* in Publication 970.

Can You Claim the Deduction

Generally, you can claim the deduction if all three of the following requirements are met.

- Your filing status is any filing status except married filing separately.
- No one else is claiming an exemption for you on his or her tax return.
- You paid interest on a qualified student loan.

Expenses paid by others. If you are the person legally obligated to make interest payments and someone else makes a payment of interest on your behalf, you are treated as receiving the payments from the other person and, in turn, paying the interest. See chapter 4 of Publication 970 for more information.

No Double Benefit Allowed

You cannot deduct as interest on a student loan any amount that is an allowable deduction under any other provision of the tax law (for example, home mortgage interest).

Who Can Claim a Dependent's Expenses

You can deduct interest paid on a student loan for your dependent only if you:

- Are legally obligated to make the interest payments,
- Actually made the payments during the tax year, and
- Claim an exemption for your dependent on your tax return.

How Much Can You Deduct

Your student loan interest deduction for 2005 is generally the smaller of:

- \$2,500, or
- The interest you paid in 2005.

The amount determined above is phased out (gradually reduced) if your MAGI is between \$50,000 and \$65,000 (\$105,000 and \$135,000 if you file a joint return). You cannot take a student loan interest deduction if your MAGI is \$65,000 or more (\$135,000 or more if you file a joint return). For details on figuring your MAGI, see chapter 4 of Publication 970.

How Do You Figure the Deduction

Generally, you figure the deduction using the Student Loan Interest Deduction Worksheet in the Form 1040 or Form 1040A instructions. However, if you are filing Form 2555, 2555-EZ, or 4563, or you are excluding income from sources within Puerto Rico, you must complete Worksheet 4-1 in chapter 4 of Publication 970.

To help you figure your student loan interest deduction, you should receive Form 1098-E, Student Loan Interest Statement. Generally, an institution (such as a bank or governmental agency) that received interest payments of \$600 or more during 2005 on one or more qualified student loans must send Form 1098-E (or acceptable substitute) to each borrower by January 31, 2006.

For qualified student loans taken out before September 1, 2004, the institution is required to include on Form 1098-E only payments of stated interest. Other interest payments, such as certain loan origination fees and capitalized interest, may not appear on the form you receive. However, if you pay qualifying interest that is not included on Form 1098-E, you can also deduct those amounts. For information on allocating payments between interest and principal, see chapter 4 of Publication 970.

To claim the deduction, enter the allowable amount on line 33 (Form 1040), or line 18 (Form 1040A).

Tuition and Fees Deduction

You may be able to deduct qualified education expenses paid during the year for yourself, your spouse, or a dependent. You cannot claim this deduction if your filing status is married filing separately or if another person can claim an exemption for you as a dependent on his or her tax return. The qualified expenses must be for higher education, as explained later under *What Expenses Qualify*.

The tuition and fees deduction can reduce the amount of your income subject to tax by up to \$4,000.

Table 19-2 summarizes the features of the tuition and fees deduction.



You may be able to take a credit for your education expenses instead of a deduction. You can choose the one that will give you the lower tax. See chapter 35 for details about the credits.

Can You Claim the Deduction

The following rules will help you determine if you can claim the tuition and fees deduction.

Who Can Claim the Deduction

Generally, you can claim the tuition and fees deduction if all three of the following requirements are met.

1. You paid qualified education expenses of higher education.
2. You paid the education expenses for an eligible student.

3. The eligible student is yourself, your spouse, or a dependent for whom you claim an exemption (defined in chapter 3) on your tax return.

Qualified education expenses are defined under *What Expenses Qualify*. Eligible students are defined later under *Who Is an Eligible Student*.

Who Cannot Claim the Deduction

You cannot claim the tuition and fees deduction if any of the following apply.

- Your filing status is married filing separately.
- Another person can claim an exemption for you as a dependent on his or her tax return. You cannot take the deduction even if the other person does not actually claim that exemption.
- Your modified adjusted gross income (MAGI) is more than \$80,000 (\$160,000 if filing a joint return).
- You were a nonresident alien for any part of the year and did not elect to be treated as a resident alien for tax purposes. More information on nonresident aliens can be found in Publication 519, U.S. Tax Guide for Aliens.
- You or anyone else claims a Hope or lifetime learning credit in 2005 with respect to expenses of the student for whom the qualified education expenses were paid.

Table 19-2. **Tuition and Fees Deduction at a Glance**

Do not rely on this table alone. Refer to the text for more details.

Question	Answer
What is the maximum benefit?	You can decrease your income subject to tax by up to \$4,000.
Where is the deduction taken?	As an adjustment to income on Form 1040, line 34, or 1040A, line 16.
For whom must the expenses be paid?	A student enrolled in an eligible educational institution who is either: <ul style="list-style-type: none"> • you, • your spouse, or • your dependent for whom you claim an exemption.
What tuition and fees are deductible?	Tuition and fees required for enrollment or attendance at an eligible postsecondary educational institution, but not including personal, living, or family expenses, such as room and board.

What Expenses Qualify

The tuition and fees deduction is based on qualified education expenses you pay for yourself, your spouse, or a dependent for whom you claim an exemption on your tax return. Generally, the deduction is allowed for qualified education expenses paid in 2005 in connection with enrollment at an institution of higher education during 2005 or for an academic period (defined earlier under *Student Loan Interest Deduction*) beginning in 2005 or in the first 3 months of 2006.

Payments with borrowed funds. You can claim a tuition and fees deduction for qualified education expenses paid with the proceeds of a loan. You use the expenses to figure the deduction for the year in which the expenses are paid, not the year in which the loan is repaid. Treat loan payments sent directly to the educational institution as paid on the date the institution credits the student's account.

Student withdraws from class(es). You can claim a tuition and fees deduction for qualified education expenses not refunded when a student withdraws.

Qualified Education Expenses

For purposes of the tuition and fees deduction, qualified education expenses are tuition and certain related expenses required for enrollment or attendance at an eligible educational institution.

Eligible educational institution. An eligible educational institution is any college, university, vocational school, or other postsecondary educational institution eligible to participate in a student aid program administered by the Department of Education. It includes virtually all accredited public, nonprofit, and proprietary (privately owned profit-making) postsecondary institutions. The educational institution should be able to tell you if it is an eligible educational institution.

Certain educational institutions located outside the United States also participate in the U.S. Department of Education's FSA programs.

Related expenses. Student-activity fees and expenses for course-related books, supplies, and equipment are included in qualified education expenses only if the fees and expenses must be paid to the institution as a condition of enrollment or attendance.

No Double Benefit Allowed

You cannot do any of the following.

- Deduct qualified education expenses you deduct under any other provision of the law, for example, as a business expense,
- Deduct qualified education expenses for a student on your income tax return if you or anyone else claims a Hope or lifetime learning credit for that same student in the same year,
- Deduct qualified education expenses that have been used to figure the tax-free portion of a distribution from a Coverdell education savings account (ESA) or a qualified tuition program (QTP). For a QTP, this applies only to the amount of tax-free earnings that were distributed, not to the recovery of contributions to the program. See *Figuring the Taxable Portion of a Distribution* in chapter 7 (Coverdell ESA) and in chapter 8 (QTP) of Publication 970.
- Deduct qualified education expenses that have been paid with tax-free interest on U.S. savings bonds (Form 8815). See *Figuring the Tax-Free Amount* in chapter 10 of Publication 970.
- Deduct qualified education expenses that have been paid with tax-free scholarship, grant, or employer-provided educational assistance. See the following section on *Adjustments to qualified education expenses*.

Adjustments to qualified education expenses. If you paid qualified education expenses with certain tax-free funds, you cannot claim a deduction for those amounts. You must reduce the qualified education expenses by the amount of any tax-free educational assistance and refunds you received.

Tax-free educational assistance. This includes:

- Tax-free part of scholarships and fellowships (see chapter 1 of Publication 970),
- Pell grants (see chapter 1 of Publication 970),
- Employer-provided educational assistance (see chapter 11 of Publication 970),
- Veterans' educational assistance (see chapter 1 of Publication 970), and
- Any other nontaxable (tax-free) payments (other than gifts or inheritances) received as educational assistance.

Refunds. Qualified education expenses do not include expenses for which you, or someone else who paid qualified education expenses on behalf of a student, receive a refund. (For information on expenses paid by a dependent student or third party, see *Who Can Claim a Dependent's Expenses*, later.)

If a refund of expenses paid in 2005 is received before you file your tax return for 2005, simply reduce the amount of the expenses paid by the amount of the refund received. If the refund is received after you file your 2005 tax return, see *When Must the Deduction Be Repaid (Recaptured)*, in chapter 6 of Publication 970.

You are considered to receive a refund of expenses when an eligible educational institution refunds loan proceeds to the lender on behalf of the borrower. Follow the above instructions according to when you are considered to receive the refund.

Amounts that do not reduce qualified education expenses. Do not reduce qualified education expenses by amounts paid with funds the student receives as:

- Payment for services, such as wages,
- A loan,
- A gift,
- An inheritance, or
- A withdrawal from the student's personal savings.

Do not reduce the qualified education expenses by any scholarship or fellowship reported as income on the student's tax return in the following situations.

- The use of the money is restricted to costs of attendance (such as room and board) other than qualified education expenses.
- The use of the money is not restricted and is used to pay education expenses that are not qualified (such as room and board).

Expenses That Do Not Qualify

Qualified education expenses do not include amounts paid for:

- Insurance,

- Medical expenses (including student health fees),
- Room and board,
- Transportation, or
- Similar personal, living, or family expenses.

This is true even if the amount must be paid to the institution as a condition of enrollment or attendance.

Sports, games, hobbies, and noncredit courses. Qualified education expenses generally do not include expenses that relate to any course of instruction or other education that involves sports, games or hobbies, or any noncredit course. However, if the course of instruction or other education is part of the student's degree program, these expenses can qualify.

Comprehensive or bundled fees. Some eligible educational institutions combine all of their fees for an academic period into one amount. If you do not receive, or do not have access to, an allocation showing how much you paid for qualified education expenses and how much you paid for personal expenses, such as those listed above, contact the institution. The institution is required to make this allocation and provide you with the amount you paid (or were billed) for qualified education expenses on Form 1098-T, Tuition Statement. See *How Do You Figure the Deduction*, later, for more information about Form 1098-T.

Who Is an Eligible Student

For purposes of the tuition and fees deduction, an eligible student is a student who is enrolled in one or more courses at an eligible educational institution. The student must have either a high school diploma or a General Educational Development (GED) credential.

Who Can Claim a Dependent's Expenses

Generally, to claim the tuition and fees deduction for qualified education expenses for a dependent, you must:

- Have paid the expenses, and
- Claim an exemption for the student as a dependent.

Table 19-3 summarizes who can claim the deduction.

How Much Can You Deduct

The maximum tuition and fees deduction in 2005 is \$4,000, \$2,000, or \$0, depending on the amount of your MAGI. For details on figuring your MAGI, see chapter 6 of Publication 970.

How Do You Figure the Deduction

Generally, you figure the deduction using the Tuition and Fees Deduction Worksheet in the

Form 1040 or Form 1040A instructions. However, if you are filing Form 2555, Form 2555-EZ, or Form 4563, or if you exclude income from sources within Puerto Rico, you must complete the worksheet in chapter 6 of Publication 970.

To help you figure your tuition and fees deduction, you should receive Form 1098-T, Tuition Statement. Generally, an eligible educational institution (such as a college or university) must send Form 1098-T (or acceptable substitute) to each enrolled student by January 31, 2006.

To claim the deduction, enter the allowable amount on Form 1040, line 34, or Form 1040A, line 19.

Table 19-3. Who Can Claim a Dependent's Expenses?

Do not rely on this table alone. See Who Can Claim a Dependent's Expenses in chapter 6 of Publication 970.

IF your dependent is an eligible student and you...	AND...	THEN...
claim an exemption for your dependent	you paid all qualified education expenses for your dependent	only you can deduct the qualified education expenses that you paid. Your dependent cannot take a deduction.
claim an exemption for your dependent	your dependent paid all qualified education expenses	no one is allowed to take a deduction.
do not claim an exemption for your dependent, but are eligible to	you paid all qualified education expenses	no one is allowed to take a deduction.
do not claim an exemption for your dependent, but are eligible to	your dependent paid all qualified education expenses	no one is allowed to take a deduction.
are not eligible to claim an exemption for your dependent	you paid all qualified education expenses	only your dependent can deduct the amount you paid. The amount you paid is treated as a gift to your dependent.
are not eligible to claim an exemption for your dependent	your dependent paid all qualified education expenses	only your dependent can take a deduction.

Part Five.

Standard Deduction and Itemized Deductions

After you have figured your adjusted gross income, you are ready to subtract the deductions used to figure taxable income. You can subtract either the standard deduction or itemized deductions. Itemized deductions are deductions for certain expenses that are listed on Schedule A (Form 1040). The ten chapters in this part discuss the standard deduction, each itemized deduction, and the limit on some of your itemized deductions if your adjusted gross income exceeds certain amounts. See chapter 20 for the factors to consider when deciding whether to subtract the standard deduction or itemized deductions.

20.

Standard Deduction

What's New

Increase in standard deduction. The standard deduction for most taxpayers who do not itemize deductions on Schedule A of Form 1040 is higher in 2005 than it was in 2004. The amount depends on your filing status. There are tables at the end of this chapter to help you figure your standard deduction for 2005.

Introduction

This chapter discusses:

- How to figure the amount of your standard deduction,
- The standard deduction for dependents, and
- Who should itemize deductions.

Most taxpayers have a choice of either taking a standard deduction or itemizing their deductions. The standard deduction is a dollar amount that reduces the amount of income on which you are taxed.

The standard deduction is a benefit that eliminates the need for many taxpayers to itemize actual deductions, such as medical expenses, charitable contributions, and taxes, on Schedule A of Form 1040. The standard deduction is higher for taxpayers who are 65 or older or blind. If you have a choice, you should use the method that gives you the lower tax.

TIP You benefit from the standard deduction if your standard deduction is more than the total of your allowable itemized deductions.

Persons not eligible for the standard deduction. Your standard deduction is zero and you should itemize any deductions you have if:

- You are married and filing a separate return, and your spouse itemizes deductions,
- You are filing a tax return for a short tax year because of a change in your annual accounting period, or

- You are a nonresident or dual-status alien during the year. You are considered a dual-status alien if you were both a nonresident and resident alien during the year.

Note. If you are a nonresident alien who is married to a U.S. citizen or resident at the end of the year, you can choose to be treated as a U.S. resident. (See Publication 519, U.S. Tax Guide for Aliens.) If you make this choice, you can take the standard deduction.



If an exemption for you can be claimed on another person's return (such as your parents' return), your standard deduction may be limited. See Standard Deduction for Dependents, later.

Standard Deduction Amount

The standard deduction amount depends on your filing status, whether you are 65 or older or blind, and whether an exemption can be claimed for you by another taxpayer. Generally, the standard deduction amounts are adjusted each year for inflation. The standard deduction amounts for most taxpayers for 2005 are shown in Table 20-1.

Decedent's final return. The amount of the standard deduction for a decedent's final tax return is the same as it would have been had the decedent continued to live. However, if the decedent was not 65 or older at the time of death, the higher standard deduction for age cannot be claimed.

Higher Standard Deduction for Age (65 or Older)

If you do not itemize deductions, you are entitled to a higher standard deduction if you are age 65 or older at the end of the year. You are considered 65 on the day before your 65th birthday. Therefore, you can take a higher standard deduction for 2005 if you were born before January 2, 1941.

Use Table 20-2 to figure the standard deduction amount.

Higher Standard Deduction for Blindness

If you are blind on the last day of the year and you do not itemize deductions, you are entitled to a higher standard deduction as shown in

Table 20-2. You qualify for this benefit if you are totally or partly blind.

Partly blind. If you are partly blind, you must get a certified statement from an eye doctor or registered optometrist that:

- You cannot see better than 20/200 in the better eye with glasses or contact lenses, or
- Your field of vision is not more than 20 degrees.

If your eye condition will never improve beyond these limits, the statement should include this fact. You must keep the statement in your records.

If your vision can be corrected beyond these limits only by contact lenses that you can wear only briefly because of pain, infection, or ulcers, you can take the higher standard deduction for blindness if you otherwise qualify.

Spouse 65 or Older or Blind

You can take the higher standard deduction if your spouse is age 65 or older or blind and:

- You file a joint return, or
- You file a separate return and can claim an exemption for your spouse because your spouse had no gross income and an exemption for your spouse could not be claimed by another taxpayer.



You cannot claim the higher standard deduction for an individual other than yourself and your spouse.

Examples

The following examples illustrate how to determine your standard deduction using Tables 20-1 and 20-2.

Example 1. Larry, 46, and Donna, 33, are filing a joint return for 2005. Neither is blind. They decide not to itemize their deductions. They use Table 20-1. Their standard deduction is \$10,000.

Example 2. Assume the same facts as in Example 1, except that Larry is blind at the end of 2005. Larry and Donna use Table 20-2. Their standard deduction is \$11,000.

Example 3. Bill, 72, and Terry, 66, are filing a joint return for 2005. Neither is blind. They decide not to itemize their deductions. They use Table 20-2. Their standard deduction is \$12,000.

Standard Deduction for Dependents

The standard deduction for an individual for whom an exemption can be claimed on another person's tax return is generally limited to the greater of:

- \$800, or
- The individual's earned income for the year plus \$250 (but not more than the regular standard deduction amount, generally \$5,000).

However, if the individual is 65 or older or blind, the standard deduction may be higher.

If an exemption for you (or your spouse if you are filing jointly) can be claimed on someone else's return, use Table 20-3 to determine your standard deduction.

Earned income defined. Earned income is salaries, wages, tips, professional fees, and other amounts received as pay for work you actually perform.

For purposes of the standard deduction, earned income also includes any part of a scholarship or fellowship grant that you must include in your gross income. See *Scholarship and Fellowship Grants* in chapter 1 of Publication 970 for more information on what qualifies as a scholarship or fellowship grant.

Example 1. Michael is single. His parents claim an exemption for him on their 2005 tax return. He has interest income of \$780 and wages of \$150. He has no itemized deductions. Michael uses Table 20-3 to find his standard deduction. He enters \$150 (his earned income) on line 1, \$400 (\$150 plus \$250) on line 3, \$800 (the larger of \$400 and \$800) on line 5, and \$5,000 on line 6. The amount of his standard deduction, on line 7a, is \$800 (the smaller of \$800 and \$5,000).

Example 2. Joe, a 22-year-old full-time college student, is claimed on his parents' 2005 tax return. Joe is married and files a separate return. His wife does not itemize deductions on her separate return.

Joe has \$1,500 in interest income and wages of \$3,800. He has no itemized deductions. Joe finds his standard deduction by using Table 20-3. He enters his earned income, \$3,800, on line 1. He adds lines 1 and 2 and enters \$4,050 on line 3. On line 5 he enters \$4,050, the larger of lines 3 and 4. Since Joe is

married filing a separate return, he enters \$5,000 on line 6. On line 7a he enters \$4,050 as his standard deduction because it is smaller than \$5,000, the amount on line 6.

Example 3. Amy, who is single, is claimed on her parents' 2005 tax return. She is 18 years old and blind. She has interest income of \$1,300 and wages of \$2,900. She has no itemized deductions. Amy uses Table 20-3 to find her standard deduction. She enters her wages of \$2,900 on line 1. She adds lines 1 and 2 and enters \$3,150 on line 3. On line 5 she enters \$3,150, the larger of lines 3 and 4. Since she is single, Amy enters \$5,000 on line 6. She enters \$3,150 on line 7a. This is the smaller of the amounts on lines 5 and 6. Because she checked one box in the top part of the worksheet, she enters \$1,250 on line 7b. She then adds the amounts on lines 7a and 7b and enters her standard deduction of \$4,400 on line 7c.

Who Should Itemize

You should itemize deductions if your total deductions are more than the standard deduction amount. Also, you should itemize if you do not qualify for the standard deduction, as discussed earlier under *Persons not eligible for the standard deduction*.

You should first figure your itemized deductions and compare that amount to your standard deduction to make sure you are using the method that gives you the greater benefit.



You may be subject to a limit on some of your itemized deductions if your adjusted gross income (AGI) is more than \$145,950 (\$72,975 if you are married filing separately). See chapter 29 and the instructions for Schedule A (Form 1040), line 28, for more information on figuring the correct amount of your itemized deductions.

When to itemize. You may benefit from itemizing your deductions on Schedule A (Form 1040) if you:

- Do not qualify for the standard deduction, or the amount you can claim is limited,
- Had large uninsured medical and dental expenses during the year,
- Paid interest and taxes on your home,
- Had large unreimbursed employee business expenses or other miscellaneous deductions,

- Had large uninsured casualty or theft losses,
- Made large contributions to qualified charities, or
- Have total itemized deductions that are more than the standard deduction to which you otherwise are entitled.

These deductions are explained in chapters 21–28.

If you decide to itemize your deductions, complete Schedule A and attach it to your Form 1040. Enter the amount from Schedule A, line 28, on Form 1040, line 40.

Electing to itemize for state tax or other purposes. Even if your itemized deductions are less than the amount of your standard deduction, you can elect to itemize deductions on your federal return rather than take the standard deduction. You may want to do this, for example, if the tax benefit of being able to itemize your deductions on your state tax return is greater than the tax benefit you lose on your federal return by not taking the standard deduction. To make this election, you must check the box on line 29 of Schedule A.

Changing your mind. If you do not itemize your deductions and later find that you should have itemized — or if you itemize your deductions and later find you should not have — you can change your return by filing Form 1040X, Amended U.S. Individual Income Tax Return. See *Amended Returns and Claims for Refund* in chapter 1 for more information on amended returns.

Married persons who filed separate returns. You can change methods of taking deductions only if you and your spouse both make the same changes. Both of you must file a consent to assessment for any additional tax either one may owe as a result of the change.

You and your spouse can use the method that gives you the lower total tax, even though one of you may pay more tax than you would have paid by using the other method. You both must use the same method of claiming deductions. If one itemizes deductions, the other should itemize because he or she will not qualify for the standard deduction. See *Persons not eligible for the standard deduction*, earlier.

2005 Standard Deduction Tables



If you are married filing a separate return and your spouse itemizes deductions, or if you are a dual-status alien, you cannot take the standard deduction even if you were born before January 2, 1941, or you are blind.

Table 20-1. **Standard Deduction Chart for Most People***

IF your filing status is...	THEN your standard deduction is...
Single or Married filing separately	\$ 5,000
Married filing jointly or Qualifying widow(er) with dependent child	10,000
Head of household	7,300

* Do not use this chart if you were born before January 2, 1941, or you are blind, or if someone else can claim an exemption for you (or your spouse if married filing jointly). Use Table 20-2 or 20-3 instead.

Table 20-2. **Standard Deduction Chart for People Born Before January 2, 1941, or Who are Blind***

Check the correct number of boxes below. Then go to the chart.

You Born before January 2, 1941 Blind

Your spouse, if claiming spouse's exemption Born before January 2, 1941 Blind

Total number of boxes you checked

IF your filing status is...	AND the number in the box above is...	THEN your standard deduction is...
Single	1	\$ 6,250
	2	7,500
Married filing jointly or Qualifying widow(er) with dependent child	1	11,000
	2	12,000
	3	13,000
	4	14,000
Married filing separately	1	6,000
	2	7,000
	3	8,000
	4	9,000
Head of household	1	8,550
	2	9,800

* If someone can claim an exemption for you (or your spouse if married filing jointly), use Table 20-3, instead.

Table 20-3. **Standard Deduction Worksheet for Dependents**

Use this worksheet only if someone else can claim an exemption for you (or your spouse if married filing jointly).

If you were born before January 2, 1941, or you are blind, check the correct number of boxes below. Then go to the worksheet.

You Born before January 2, 1941 Blind

Your spouse, if claiming spouse's exemption Born before January 2, 1941 Blind

Total number of boxes you checked

1. Enter your earned income (defined below). If none, enter -0-.	1. _____
2. Additional amount	2. <u> \$250 </u>
3. Add lines 1 and 2.	3. _____
4. Minimum standard deduction.	4. <u> \$800 </u>
5. Enter the larger of line 3 or line 4.	5. _____
6. Enter the amount shown below for your filing status. <ul style="list-style-type: none"> • Single or Married filing separately—\$5,000 • Married filing jointly or Qualifying widow(er) with dependent child—\$10,000 • Head of household—\$7,300 	6. _____
7. Standard deduction. <ol style="list-style-type: none"> a. Enter the smaller of line 5 or line 6. If born after January 1, 1941, and not blind, stop here. This is your standard deduction. Otherwise, go on to line 7b. b. If born before January 2, 1941, or blind, multiply \$1,250 (\$1,000 if married or qualifying widow(er) with dependent child) by the number in the box above. c. Add lines 7a and 7b. This is your standard deduction for 2005. 	7a. _____ 7b. _____ 7c. _____
<p><i>Earned income includes wages, salaries, tips, professional fees, and other compensation received for personal services you performed. It also includes any amount received as a scholarship that you must include in your income.</i></p>	

21.

Medical and Dental Expenses

What's New

Standard mileage rate. The standard mileage rate allowed for out-of-pocket expenses for a car when you use it for medical reasons is:

- 15 cents a mile from January 1 to August 31, 2005, and
- 22 cents a mile from September 1 to December 31, 2005.

See *Transportation* under *What Medical Expenses Are Includible*.

Dependent. Beginning in 2005, you will use new rules to determine if a person qualifies as your dependent. See *Dependent* under *Whose Medical Expenses Can You Include*.

Reminders

Health coverage tax credit. There is a credit for health insurance premiums paid by certain workers who are displaced by foreign trade or who are receiving a pension from the Pension Benefit Guaranty Corporation. For more information, see *Health Coverage Tax Credit* in chapter 37.

Introduction

This chapter will help you determine:

- What medical expenses are,
- What expenses you can include this year,
- How much of the expenses you can deduct,
- Whose medical expenses you can include,
- What medical expenses are includible,
- How you treat reimbursements,
- How to report the deduction on your tax return,
- How to report impairment-related work expenses, and
- How to report health insurance costs if you are self-employed.

Useful Items

You may want to see:

Publications

- 502 Medical and Dental Expenses
- 969 Health Savings Accounts and Other Tax-Favored Health Plans

Form (and Instructions)

- Schedule A (Form 1040) Itemized Deductions

What Are Medical Expenses?

Medical expenses are the costs of diagnosis, cure, mitigation, treatment, or prevention of disease, and the costs for treatments affecting any part or function of the body. They include the costs of equipment, supplies, and diagnostic devices needed for these purposes. They also include dental expenses.

Medical care expenses must be primarily to alleviate or prevent a physical or mental defect or illness. Do not include expenses that are merely beneficial to general health, such as vitamins or a vacation.

Medical expenses include the premiums you pay for insurance that covers the expenses of medical care, and the amounts you pay for transportation to get medical care. Medical expenses also include amounts paid for qualified long-term care services and limited amounts paid for any qualified long-term care insurance contract.

What Expenses Can You Include This Year?

You can include only the medical and dental expenses you paid this year, regardless of when the services were provided. If you pay medical expenses by check, the day you mail or deliver the check generally is the date of payment. If you use a "pay-by-phone" or "online" account to pay your medical expenses, the date reported on the statement of the financial institution showing when payment was made is the date of payment. If you use a credit card, include medical expenses you charge to your credit card in the year the charge is made, not when you actually pay the amount charged.

Separate returns. If you and your spouse live in a noncommunity property state and file separate returns, each of you can include only the medical expenses each actually paid. Any medical expenses paid out of a joint checking account in which you and your spouse have the same interest are considered to have been paid equally by each of you, unless you can show otherwise.

Community property states. If you and your spouse live in a community property state and file separate returns, any medical expenses paid out of community funds are divided equally. Each of you should include half the expenses. If medical expenses are paid out of the separate funds of one spouse, only the spouse who paid the medical expenses can include them. If you live in a community property state, are married, and file a separate return, see Publication 555, *Community Property*.

How Much of the Expenses Can You Deduct?

You can deduct only the amount of your medical and dental expenses that is more than 7.5% of your adjusted gross income (Form 1040, line 38).

In this chapter, the term "7.5% limit" is used to refer to 7.5% of your adjusted gross income. The phrase "subject to the 7.5% limit" is also used. This phrase means that you must subtract 7.5% (.075) of your adjusted gross income from your medical expenses to figure your medical expense deduction.

Example. Your adjusted gross income is \$40,000, 7.5% of which is \$3,000. You paid medical expenses of \$2,500. You cannot deduct any of your medical expenses because they are not more than 7.5% of your adjusted gross income.

Whose Medical Expenses Can You Include?

You can generally include medical expenses you pay for yourself as well as those you pay for someone who was your spouse or your dependent either when the services were provided or when you paid for them. There are different rules for decedents and for individuals who are the subject of multiple support agreements.

What if you are claimed as a dependent on some else's return? Even if you, or your spouse if you are filing a joint return, are claimed as a dependent on someone else's tax return, you can include the medical expenses of any person you could have claimed as a dependent if you, or your spouse if filing jointly, were not being claimed as a dependent on some else's return.

Spouse

You can include medical expenses you paid for your spouse. To include these expenses, you must have been married either at the time your spouse received the medical services or at the time you paid the medical expenses.

Example 1. Mary received medical treatment before she married Bill. Bill paid for the treatment after they married. Bill can include these expenses in figuring his medical expense deduction even if Bill and Mary file separate returns.

If Mary had paid the expenses, Bill could not include Mary's expenses in his separate return. Mary would include the amounts she paid during the year in her separate return. If they filed a joint return, the medical expenses both paid during the year would be used to figure their medical expense deduction.

Example 2. This year, John paid medical expenses for his wife Louise, who died last year. John married Belle this year and they file a joint return. Because John was married to Louise when she received the medical services, he can include those expenses in figuring his medical deduction for this year.

Dependent

You can include medical expenses you paid for your dependent. For you to include these expenses, the person must have been your dependent either at the time the medical services were provided or at the time you paid the expenses. A person generally qualifies as your dependent for

purposes of the medical expense deduction if both of the following requirements are met.

1. The person was a qualifying child or a qualifying relative, and
2. The person was a U.S. citizen or national, or a resident of the United States, Canada, or Mexico. If your qualifying child was adopted, see *Exception for adopted child*.

Exception for adopted child. If you are a U.S. citizen or U.S. national and your adopted child lived with you as a member of your household for 2005, that child does not have to be a U.S. citizen or national or a resident of the United States, Canada, or Mexico.

Qualifying Child

A qualifying child is a child who:

1. Is your son, daughter, stepchild, foster child, brother, sister, stepbrother, stepsister, or a descendant of any of them (for example, your grandchild, niece, or nephew),
2. At the end of 2005 was:

- a. Under age 19,
 - b. Under age 24 and a full-time student, or
 - c. Permanently and totally disabled,
3. Lived with you for more than half of 2005, and
 4. Did not provide over half of his or her own support for 2005.

Adopted child. A legally adopted child is treated as your own child. This includes a child lawfully placed with you for legal adoption.

You can include medical expenses that you paid for a child before adoption if the child qualified as your dependent when the medical services were provided or when the expenses were paid.

If you pay back an adoption agency or other persons for medical expenses they paid under an agreement with you, you are treated as having paid those expenses provided you clearly substantiate that the payment is directly attributable to the medical care of the child.

But if you pay the agency or other person for medical care that was provided and paid for

before adoption negotiations began, you cannot include them as medical expenses.



You may be able to take a credit or exclusion for other expenses related to adoption. See the Instructions for Form 8839, for more information.

Child of divorced or separated parents. For purposes of the medical and dental expenses deduction, a child of divorced or separated parents can be treated as a dependent of both parents. Each parent can include the medical expenses he or she pays for the child, even if the other parent claims the child's dependency exemption, if:

1. The child is in the custody of one or both parents for more than half the year,
2. The child receives over half of his or her support during the year from his or her parents, and
3. The child's parents:
 - a. Are divorced or legally separated under a decree of divorce or separate maintenance,

Table 21-1. **Medical and Dental Expenses Checklist**

You can include:	You cannot include:
<ul style="list-style-type: none"> • Bandages • Birth control pills prescribed by your doctor • Capital expenses for equipment or improvements to your home needed for medical care (see Publication 502) • Certain fertility enhancement procedures (see Publication 502) • Certain weight-loss expenses for obesity • Diagnostic devices • Expenses of an organ donor • Eye surgery—to promote the correct function of the eye • Guide dogs or other animals aiding the blind, deaf, and disabled • Hospital services fees (lab work, therapy, nursing services, surgery, etc.) • Lead-based paint removal (see Publication 502) • Legal abortion • Legal operation to prevent having children such as a vasectomy or tubal ligation • Long-term care contracts, qualified (see Publication 502) • Meals and lodging provided by a hospital during medical treatment • Medical and hospital insurance premiums • Medical services fees (from doctors, dentists, surgeons, specialists, and other medical practitioners) • Oxygen equipment and oxygen • Part of life-care fee paid to retirement home designated for medical care • Prescription medicines (prescribed by a doctor) and insulin • Psychiatric and psychological treatment • Social Security tax, Medicare tax, FUTA, and state employment tax for worker providing medical care (see <i>Wages for nursing services</i>, below) • Special items (artificial limbs, false teeth, eye-glasses, contact lenses, hearing aids, crutches, wheelchair, etc.) • Special education for mentally or physically disabled persons (see Publication 502) • Stop-smoking programs • Transportation for needed medical care • Treatment at a drug or alcohol center (includes meals and lodging provided by the center) • Wages for nursing services (see Publication 502) 	<ul style="list-style-type: none"> • Baby sitting and childcare • Bottled water • Contributions to Archer MSAs (see Publication 969) • Diaper service • Expenses for your general health (even if following your doctor's advice) such as— <ul style="list-style-type: none"> —Health club dues —Household help (even if recommended by a doctor) —Social activities, such as dancing or swimming lessons —Trip for general health improvement • Flexible spending account reimbursements for medical expenses (if contributions were on a pre-tax basis) (see Publication 502) • Funeral, burial, or cremation expenses • Health savings account payments for medical expenses (see Publication 502) • Illegal operation or treatment • Life insurance or income protection policies, or policies providing payment for loss of life, limb, sight, etc. • Maternity clothes • Medical insurance included in a car insurance policy covering all persons injured in or by your car • Medicine you buy without a prescription • Nursing care for a healthy baby • Prescription drugs you brought in (or ordered shipped) from another country, in most cases (see Publication 502) • Nutritional supplements, vitamins, herbal supplements, "natural medicines," etc., unless recommended by a medical practitioner as a treatment for a specific medical condition diagnosed by a physician • Surgery for purely cosmetic reasons (see Publication 502) • Toothpaste, toiletries, cosmetics, etc. • Teeth whitening • Weight-loss expenses not for the treatment of obesity or other disease

- b. Are separated under a written separation agreement, or
- c. Live apart at all times during the last 6 months of the year.

This does not apply if the child's exemption is being claimed under a multiple support agreement.

Qualifying Relative

A qualifying relative is a person:

1. Who is your:
 - a. Son, daughter, stepchild, foster child, or a descendant of any of them (for example, your grandchild),
 - b. Brother, sister, or a son or daughter of either of them,
 - c. Father, mother, or an ancestor or sibling of either of them (for example, your grandmother, grandfather, aunt, or uncle),
 - d. Stepbrother, stepsister, stepfather, stepmother, son-in-law, daughter-in-law, father-in-law, mother-in-law, brother-in-law, or sister-in-law, or
 - e. Any other person (other than your spouse) who lived with you all year as a member of your household if your relationship does not violate local law,
2. Who was not a qualifying child (see *Qualifying Child* earlier) of any other person for 2005, and
3. For whom you provided over half of the support in 2005. But see *Children of divorced or separated parents*, earlier and *Support claimed under a multiple support agreement*, next.

Support claimed under a multiple support agreement. If you are considered to have provided more than half of a qualifying relative's support under a multiple support agreement, you can include medical expenses you pay for that relative. A multiple support agreement is used when two or more people provide more than half of a person's support, but no one alone provides more than half.

For rules regarding what expenses you can include this year, see *What Expenses Can You Include This Year*, earlier.

Any medical expenses paid by others who joined you in the agreement cannot be included as medical expenses by anyone. However, you can include the entire unreimbursed amount you paid for medical expenses.

Example. You and your three brothers each provide one-fourth of your mother's total support. Under a multiple support agreement, you treat your mother as your dependent. You paid all of her medical expenses. Your brothers reimbursed you for three-fourths of these expenses. In figuring your medical expense deduction, you can include only one-fourth of your mother's medical expenses. Your brothers cannot include any part of the expenses. However, if you and your brothers share the nonmedical support items and you separately pay all of your mother's medical expenses without receiving any reimbursement, you can include the amount you paid for her medical expenses in your medical expenses.

Decedent

Medical expenses paid before death by the decedent are included in figuring any deduction for medical and dental expenses on the decedent's final income tax return. This includes expenses for the decedent's spouse and dependents as well as for the decedent.

The survivor or personal representative of a decedent can choose to treat certain expenses paid by the decedent's estate for the decedent's medical care as paid by the decedent at the time the medical services were provided. The expenses must be paid within the 1-year period beginning with the day after the date of death. If you are the survivor or personal representative making this choice, you must attach a statement to the decedent's Form 1040 (or the decedent's amended return, Form 1040X) saying that the expenses have not been and will not be claimed on the estate tax return.



Qualified medical expenses paid before death by the decedent are not deductible if paid with a tax-free distribution from any Archer MSA or health savings account.

Amended returns and claims for refund are discussed in chapter 1.

What if you pay medical expenses of a deceased spouse or dependent? If you paid medical expenses for your deceased spouse or dependent, include them as medical expenses on your Form 1040 in the year paid, whether they are paid before or after the decedent's death. The expenses can be included if the person was your spouse or dependent either at the time the medical services were provided or at the time you paid the expenses.

What Medical Expenses Are Includible?

Use Table 21-1 in this chapter as a guide to determine which medical and dental expenses you can include on Schedule A (Form 1040). See Publication 502 for information about other expenses you can include.

Insurance Premiums

You can include in medical expenses insurance premiums you pay for policies that cover medical care. Policies can provide payment for:

- Hospitalization, surgical fees, X-rays, etc.,
- Prescription drugs,
- Replacement of lost or damaged contact lenses,
- Membership in an association that gives cooperative or so-called "free-choice" medical service, or group hospitalization and clinical care, or
- Qualified long-term care insurance contracts (subject to additional limitations). See *Qualified Long-term Care Insurance Contracts* in Publication 502.

If you have a policy that provides more than one kind of payment, you can include the premiums for the medical care part of the policy if the charge for the medical part is reasonable. The cost of the medical part must be separately

stated in the insurance contract or given to you in a separate statement.

Note. When figuring the amount of insurance premiums you can deduct on Schedule A, do not include any health coverage tax credit advance payments shown in box 1 of Form 1099-H. Also, if you are claiming the health coverage tax credit, subtract the amount shown on line 4 of Form 8885 (reduced by any advance payments shown on line 6 of that form) from the total insurance premiums you paid.

Employer-sponsored health insurance plan. Do not include in your medical and dental expenses on Schedule A (Form 1040) any insurance premiums paid by an employer-sponsored health insurance plan unless the premiums are included in box 1 of your Form W-2. Also, do not include on Schedule A (Form 1040) any other medical and dental expenses paid by the plan unless the amount paid is included in box 1 of your Form W-2.

Example. You are a federal employee participating in the premium conversion plan of the Federal Employee Health Benefits (FEHB) program. Your share of the FEHB premium is paid by making a pre-tax reduction in your salary. Because you are an employee whose insurance premiums are paid with money that is never included in your gross income, you cannot deduct the premiums paid with that money.

Long-term care services. Contributions made by your employer to provide coverage for qualified long-term care services under a flexible spending or similar arrangement must be included in your income. This amount will be reported as wages in box 1 of your Form W-2.

Health reimbursement arrangement (HRA). If you have medical expenses that are reimbursed by a health reimbursement arrangement, you cannot include those expenses in your medical expenses. This is because an HRA is funded solely by the employer.

Medicare A. If you are covered under social security (or if you are a government employee who paid Medicare tax), you are enrolled in Medicare A. The payroll tax paid for Medicare A is not a medical expense. If you are not covered under social security (or were not a government employee who paid Medicare tax), you can voluntarily enroll in Medicare A. In this situation you can include the premiums paid for Medicare A as a medical expense.

Medicare B. Medicare B is a supplemental medical insurance. Premiums you pay for Medicare B are a medical expense. If you applied for it at age 65 or after you became disabled, you can include in medical expenses the monthly premiums you paid. Check the information you received from the Social Security Administration to find out your premium.

Prepaid insurance premiums. Premiums you pay before you are age 65 for insurance for medical care for yourself, your spouse, or your dependents after you reach age 65 are medical care expenses in the year paid if they are:

- Payable in equal yearly installments, or more often, and
- Payable for at least 10 years, or until you reach age 65 (but not for less than 5 years).

Unused sick leave used to pay premiums. You must include in gross income cash payments you receive at the time of retirement for

unused sick leave. You also must include in gross income the value of unused sick leave that, at your option, your employer applies to the cost of your continuing participation in your employer's health plan after you retire. You can include this cost of continuing participation in the health plan as a medical expense.

If you participate in a health plan where your employer automatically applies the value of unused sick leave to the cost of your continuing participation in the health plan (and you do not have the option to receive cash), do not include the value of the unused sick leave in gross income. You cannot include this cost of continuing participation in that health plan as a medical expense.

Meals and Lodging

You can include in medical expenses the cost of meals and lodging at a hospital or similar institution if a principal reason for being there is to get medical care. See *Nursing home*, later.

You may be able to include in medical expenses the cost of lodging not provided in a hospital or similar institution. You can include the cost of such lodging while away from home if all of the following requirements are met.

- The lodging is primarily for and essential to medical care.
- The medical care is provided by a doctor in a licensed hospital or in a medical care facility related to, or the equivalent of, a licensed hospital.
- The lodging is not lavish or extravagant under the circumstances.
- There is no significant element of personal pleasure, recreation, or vacation in the travel away from home.

The amount you include in medical expenses for lodging cannot be more than \$50 for each night for each person. You can include lodging for a person traveling with the person receiving the medical care. For example, if a parent is traveling with a sick child, up to \$100 per night can be included as a medical expense for lodging. Meals are not included.

Nursing home. You can include in medical expenses the cost of medical care in a nursing home, home for the aged, or similar institution, for yourself, your spouse, or your dependents. This includes the cost of meals and lodging in the home if a principal reason for being there is to get medical care.

Do not include the cost of meals and lodging if the reason for being in the home is personal. You can, however, include in medical expenses the part of the cost that is for medical or nursing care.

Transportation

You can include in medical expenses amounts paid for transportation primarily for, and essential to, medical care.

You can include:

- Bus, taxi, train, or plane fares, or ambulance service,
- Transportation expenses of a parent who must go with a child who needs medical care,
- Transportation expenses of a nurse or other person who can give injections, medications, or other treatment required

by a patient who is traveling to get medical care and is unable to travel alone, and

- Transportation expenses for regular visits to see a mentally ill dependent, if these visits are recommended as a part of treatment.

Car expenses. You can include out-of-pocket expenses, such as the cost of gas and oil, when you use your car for medical reasons. You cannot include depreciation, insurance, general repair, or maintenance expenses.

If you do not want to use your actual expenses, for 2005 you can use a standard rate of 15 cents a mile for use of a car for medical reasons before September 1, 2005. The standard mileage rate allowed for use of a car when you use it for medical reasons after August 31, 2005, is 22 cents a mile.

You can also include parking fees and tolls. You can add these fees and tolls to your medical expenses whether you use actual expenses or use the standard mileage rate.

Example. Bill Jones drove 2,800 miles for medical reasons during the year (2,200 miles from January 1 through August 31 and 600 miles from September 1 through December 31). He spent \$250 for gas, \$5 for oil, and \$50 for tolls and parking. He wants to figure the amount he can include in medical expenses both ways to see which gives him the greater deduction.

He figures the actual expenses first. He adds the \$250 for gas, the \$5 for oil, and the \$50 for tolls and parking for a total of \$305.

He then figures the standard mileage amount. He multiplies the 2,200 miles by 15 cents a mile for a total of \$330 and the 600 miles by 22 cents a mile for a total of \$132. His standard mileage amount is \$462 (\$330 + \$132). He then adds the \$50 tolls and parking for a total of \$512.

Bill includes the \$512 of car expenses with his other medical expenses for the year because the \$512 is more than the \$305 he figured using actual expenses.

Transportation expenses you cannot include. You cannot include in medical expenses the cost of transportation expenses in the following situations.

- Going to and from work, even if your condition requires an unusual means of transportation.
- Travel for purely personal reasons to another city for an operation or other medical care.
- Travel that is merely for the general improvement of one's health.

Disabled Dependent Care Expenses

Some disabled dependent care expenses may qualify as either:

- Medical expenses or
- Work-related expenses for purposes of taking a credit for dependent care. (See chapter 32.)

You can choose to apply them either way as long as you do not use the same expenses to claim both a credit and a medical expense deduction.

How Do You Treat Reimbursements?

You can include in medical expenses only those amounts paid during the taxable year for which you received no insurance or other reimbursement.

Insurance Reimbursement

You must reduce your total medical expenses for the year by all reimbursements for medical expenses that you receive from insurance or other sources during the year. This includes payments from Medicare.

Even if a policy provides reimbursement for only certain specific medical expenses, you must use amounts you receive from that policy to reduce your total medical expenses, including those it does not provide reimbursement for.

Example. You have insurance policies which cover your hospital and doctors' bills but not your nursing bills. The insurance you receive for the hospital and doctors' bills is more than their charges. In figuring your medical deduction, you must reduce the total amount you spent for medical care by the total amount of insurance you received even if the policies do not cover some of your medical expenses.

Health reimbursement arrangement (HRA).

A health reimbursement arrangement is an employer-funded plan that reimburses employees for medical care expenses and allows unused amounts to be carried forward. An HRA is funded solely by the employer and the reimbursements for medical expenses, up to a maximum dollar amount for a coverage period, are not included in your income.

Other reimbursements. Generally, you do not reduce medical expenses by payments you receive for:

- Permanent loss or loss of use of a member or function of the body (loss of limb, sight, hearing, etc.) or disfigurement to the extent the payment is based on the nature of the injury without regard to the amount of time lost from work, or
- Loss of earnings.

You must, however, reduce your medical expenses by any part of these payments that is designated for medical costs. See *How Do You Figure and Report the Deduction on Your Tax Return*, later.

For how to treat damages received for personal injury or sickness, see *Damages for Personal Injuries*, later.

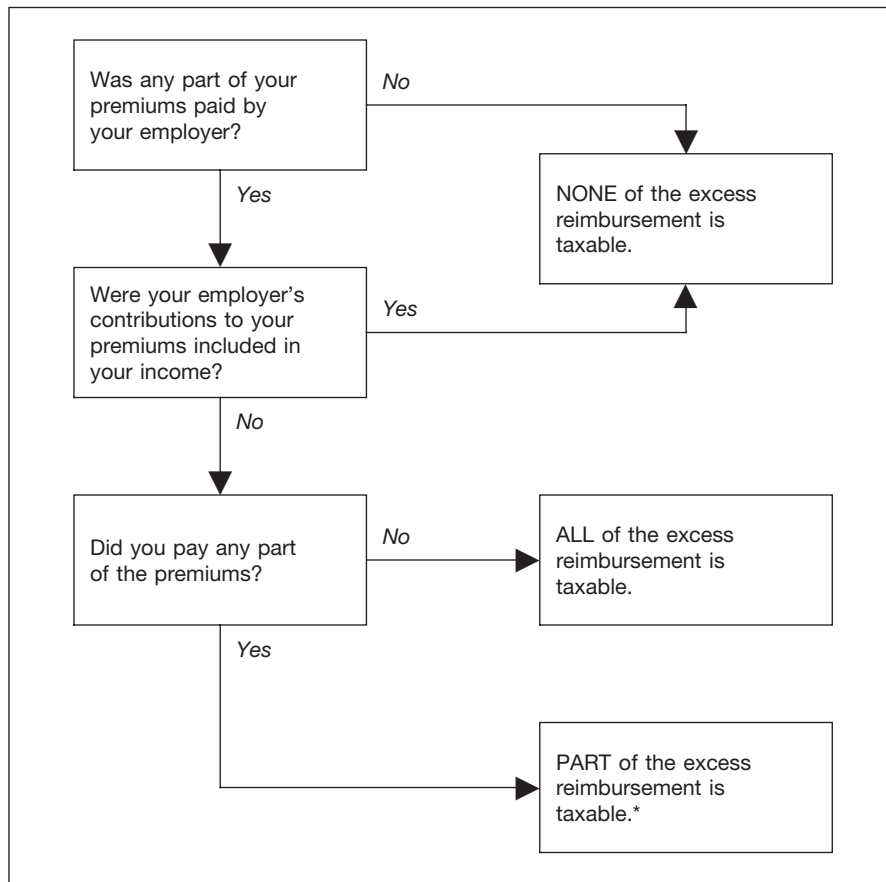
You do not have a medical deduction if you are reimbursed for all of your medical expenses for the year.

Excess reimbursement. If you are reimbursed more than your medical expenses, you may have to include the excess in income. You may want to use Figure 21-A to help you decide if any of your reimbursement is taxable.

Premiums paid by you. If you pay the entire premium for your medical insurance or all of the costs of a plan similar to medical insurance, you generally do not include an excess reimbursement in your gross income.

Premiums paid by you and your employer. If both you and your employer contribute to your medical insurance plan and your employer's

Figure 21-A. Is Your Excess Medical Reimbursement Taxable?



*See *Premiums paid by you and your employer* in this chapter.

contributions are not included in your gross income, you must include in your gross income the part of your excess reimbursement that is from your employer's contribution.

See Publication 502 to figure the amount of the excess reimbursement you must include in gross income.

Reimbursement in a later year. If you are reimbursed in a later year for medical expenses you deducted in an earlier year, you must report the reimbursement as income up to the amount you previously deducted as medical expenses.

However, do not report as income the reimbursement you received up to the amount of your medical deductions that did not reduce your tax for the earlier year. For more information about the recovery of an amount that you claimed as an itemized deduction in an earlier year, see *Itemized Deduction Recoveries* in chapter 12.

Medical expenses not deducted. If you did not deduct a medical expense in the year you paid it because your medical expenses were not more than 7.5% of your adjusted gross income, or because you did not itemize deductions, do not include the reimbursement up to the amount of the expense in income. However, if the reimbursement is more than the expense, see *Excess reimbursement*, earlier.

Example. Last year, you had medical expenses of \$500. You cannot deduct the \$500 because it is less than 7.5% of your adjusted gross income. If, in a later year, you are reimbursed for any of the \$500 in medical expenses, you do not include that amount in your gross income.

Damages for Personal Injuries

If you receive an amount in settlement of a personal injury suit, part of that award may be for medical expenses that you deducted in an earlier year. If it is, you must include that part in your income in the year you receive it to the extent it reduced your taxable income in the earlier year. See *Reimbursement in a Later Year*, discussed earlier.

Future medical expenses. If you receive an amount in settlement of a damage suit for personal injuries, part of that award may be for future medical expenses. If it is, you must reduce any future medical expenses for these injuries until the amount you received has been completely used.

How Do You Figure and Report the Deduction on Your Tax Return?

Once you have determined which medical care expenses you can include, you figure and report the deduction on your tax return.

What Tax Form Do You Use?

You figure your medical expense deduction on lines 1–4 of Schedule A, Form 1040. You cannot claim medical expenses on Form 1040A or Form 1040EZ. If you need more information on itemized deductions or you are not sure if you can itemize, see chapters 20 and 29.

Enter the amount you paid for medical and dental expenses on line 1, Schedule A (Form 1040). This should be your expenses that were not reimbursed by insurance or any other sources.

You can deduct only the amount of your medical and dental expenses that is more than 7.5% of your adjusted gross income shown on line 38, Form 1040. For an example, see the partial Schedule A, in this chapter.

Impairment-Related Work Expenses (Business or Medical)

If you are disabled, you can take a business deduction for expenses that are necessary for you to be able to work. If you take a business deduction for these impairment-related work expenses, they are not subject to the 7.5% limit that applies to medical expenses.

You are disabled if you have:

- A physical or mental disability (for example, blindness or deafness) that functionally limits your being employed, or
- A physical or mental impairment (for example, a sight or hearing impairment) that substantially limits one or more of your major life activities, such as performing manual tasks, walking, speaking, breathing, learning, or working.

Impairment-related expenses defined. Impairment-related expenses are those ordinary and necessary business expenses that are:

- Necessary for you to do your work satisfactorily,
- For goods and services not required or used, other than incidentally, in your personal activities, and
- Not specifically covered under other income tax laws.

Where to report. If you are self-employed, deduct the business expenses on the appropriate form (Schedule C, C-EZ, E, or F) used to report your business income and expenses.

If you are an employee, complete Form 2106, Employee Business Expenses, or Form 2106-EZ, Unreimbursed Employee Business Expenses. Enter on line 27, Schedule A (Form 1040) that part of the amount on line 10 of Form 2106, or line 6 of Form 2106-EZ, that is related to your impairment. Enter the amount that is unrelated to your impairment on line 20, Schedule A (Form 1040). Your impairment-related work expenses are not subject to the 2%-of-adjusted-gross-income limit that applies to other employee business expenses.

Example. You are blind. You must use a reader to do your work. You use the reader both during your regular working hours at your place

Schedule A—Itemized Deductions

(Schedule B is on back)

▶ **Attach to Form 1040.** ▶ **See Instructions for Schedules A&B (Form 1040).**

Name(s) shown on Form 1040

Bill and Helen Jones

Your social security number

0000 : 00 : 0000

Medical and Dental Expenses	Caution. Do not include expenses reimbursed or paid by others.				
1	Medical and dental expenses (see page A-2)	1	3,434		
2	Enter amount from Form 1040, line 38 2 33,000 				
3	Multiply line 2 by 7.5% (.075)	3	2,475		
4	Subtract line 3 from line 1. If line 3 is more than line 1, enter -0-.	4			959

of work and outside your regular working hours away from your place of work. The reader's services are only for your work. You can deduct your expenses for the reader as business expenses.

Health Insurance Costs for Self-Employed Persons

If you were self-employed and had a net profit for the year, were a general partner (or a limited partner receiving guaranteed payments), or received wages from an S corporation in which you were a more than 2% shareholder (who is treated as a partner), you may be able to deduct, as an adjustment to income, all of the amount paid for medical and qualified long-term care insurance on behalf of yourself, your spouse, and dependents.

The insurance plan must be established under your trade or business, and you cannot

take this deduction to the extent that the amount of the deduction is more than your earned income from that trade or business.

You cannot take this deduction for any month in which you were eligible to participate in any subsidized health plan maintained by your employer or your spouse's employer. This rule is applied separately to plans that provide long-term care insurance and plans that do not provide long-term care insurance.

If you qualify to take the deduction, use the Self-Employed Health Insurance Deduction Worksheet in the Form 1040 instructions to figure the amount you can deduct. But if any of the following applies, do not use the worksheet.

- You had more than one source of income subject to self-employment tax.
- You file Form 2555, Foreign Earned Income, or Form 2555-EZ, Foreign Earned Income Exclusion.
- You are using amounts paid for qualified long-term care insurance to figure the deduction.

If you cannot use the worksheet in the Form 1040 instructions, use the worksheet in Publication 535, Business Expenses, to figure your deduction.

Note. When figuring the amount you may deduct for insurance premiums, do not include any advance payments shown in box 1 of Form 1099-H, Health Coverage Tax Credit (HCTC) Advance Payments. Also, if you are claiming the health coverage tax credit, subtract the amount shown on line 4 of Form 8885 (reduced by any advance payments shown on line 6 of that form) from the total insurance premiums you paid.

Where to report. You take this deduction on Form 1040, line 29. If you itemize your deductions and do not claim 100% of your self-employed health insurance on line 29, include any remaining premiums with all other medical care expenses on Schedule A (Form 1040), subject to the 7.5% limit. See chapter 7 of Publication 535, Business Expenses, for more information.

22.

Taxes

Reminder

Limit on itemized deductions. If your adjusted gross income is more than \$145,950 (\$72,975 if you are married filing separately), the overall amount of your itemized deductions may be limited. See chapter 29 for more information about this limit.

Introduction

This chapter discusses which taxes you can deduct if you itemize deductions on Schedule A (Form 1040). It also explains which taxes you can deduct on other schedules or forms and which taxes you cannot deduct.

This chapter covers:

- Income taxes (state, local, and foreign),
- General sales taxes (state and local),
- Real estate taxes (state, local, and foreign),
- Personal property taxes (state and local), and
- Taxes and fees you cannot deduct.

Use Table 22-1 as a guide to determine which taxes you can deduct.

At the end of the chapter is a section that explains which form you use to deduct the different types of taxes.

Business taxes. You can deduct certain taxes only if they are ordinary and necessary expenses of your trade or business or of producing income. For information on these taxes, see Publication 535, Business Expenses.

State or local taxes. These are taxes imposed by the 50 states, U.S. possessions, or any of their political subdivisions (such as a county or city), or by the District of Columbia.

Indian tribal government. An Indian tribal government that is recognized by the Secretary of the Treasury as performing substantial government functions will be treated as a state for this purpose. Income taxes, real estate taxes, and personal property taxes imposed by that Indian tribal government (or by any of its subdivisions that are treated as political subdivisions of a state) are deductible.

Foreign taxes. These are taxes imposed by a foreign country or any of its political subdivisions.

Useful Items

You may want to see:

Publication

- **514** Foreign Tax Credit for Individuals

- **530** Tax Information for First-Time Homeowners

Form (and Instructions)

- **Schedule A (Form 1040)** Itemized Deductions
- **Schedule E (Form 1040)** Supplemental Income and Loss
- **Form 1116** Foreign Tax Credit

Tests To Deduct Any Tax

The following two tests must be met for any tax to be deductible by you.

- The tax must be imposed on you.
- The tax must be paid during your tax year.

The tax must be imposed on you. Generally, you can deduct only taxes that are imposed on you.

Generally, you can deduct property taxes only if you are the property owner. If your spouse owns property and pays real estate taxes on it, the taxes are deductible on your spouse's separate return or on your joint return.

The tax must be paid during your tax year.

If you are a cash basis taxpayer, you can deduct only those taxes actually paid during your tax year. If you pay your taxes by check, the day you mail or deliver the check is the date of payment, provided the check is honored by the financial institution. If you use a pay-by-phone account, the date reported on the statement of the financial institution showing when payment was made is the date of payment. If you contest a tax liability and are a cash basis taxpayer, you can deduct the tax only in the year it is actually paid.

If you use an accrual method of accounting, see Publication 538, Accounting Periods and Methods, for more information.

Income Taxes

This section discusses the deductibility of state and local income taxes (including employee contributions to state benefit funds) and foreign income taxes.

State and Local Income Taxes

You can deduct state and local income taxes. You can elect to deduct state and local general sales taxes instead of state and local income taxes.

Exception. You cannot deduct state and local income taxes you pay on income that is exempt from federal income tax, unless the exempt income is interest income. For example, you cannot deduct the part of a state's income tax that is on a cost-of-living allowance that is exempt from federal income tax.

What To Deduct

Your deduction may be for withheld taxes, estimated tax payments, or other tax payments as follows.

Withheld taxes. You can deduct state and local income taxes withheld from your salary in the year they are withheld. For 2005, these taxes will be shown in boxes 17 and 19 of your Form W-2. You may also have state or local income tax withheld on Form W-2G (box 14), Form 1099-MISC (box 16), or Form 1099-R (boxes 10 and 13).

Estimated tax payments. You can deduct estimated tax payments you made during the year to a state or local government. However, you must have a reasonable basis for making the estimated tax payments. Any estimated state or local tax payments you make that are not reasonably determined in good faith at the time of payment are not deductible. For example, you made an estimated state income tax payment. However, the estimate of your state tax liability shows that you will get a refund of the full amount of your estimated payment. You had no reasonable basis to believe you had any additional liability for state income taxes and you cannot deduct the estimated tax payment.

Refund applied to taxes. You can deduct any part of a refund of prior-year state or local income taxes that you chose to have credited to your 2005 estimated state or local income taxes.

Do not reduce your deduction by either of the following items.

- Any state or local income tax refund (or credit) you expect to receive for 2005.
- Any refund of (or credit for) prior year state and local income taxes you actually received in 2005.

However, part or all of this refund (or credit) may be taxable. See *Refund (or credit) of state or local income taxes*, later.

Separate federal returns. If you and your spouse file separate state, local, and federal income tax returns, you each can deduct on your federal return only the amount of your own state and local income tax.

Joint state and local returns. If you and your spouse file joint state and local returns and separate federal returns, each of you can deduct on your separate federal return part of the state and local income taxes. You can deduct only the amount of the total taxes that is proportionate to your gross income compared to the combined gross income of you and your spouse. However, you cannot deduct more than the amount you actually paid during the year. You can avoid this calculation if you and your spouse are jointly and individually liable for the full amount of the state and local income taxes. If so, you and your spouse can deduct on your separate federal returns the amount you each actually paid.

Joint federal return. If you file a joint federal return, you can deduct the total of the state and local income taxes both of you paid.

Contributions to state benefit funds. As an employee, you can deduct mandatory contributions to state benefit funds that provide protection against loss of wages. Mandatory payments made to the following state benefit funds are deductible as state income taxes on Schedule A (Form 1040), line 5.

- California Nonoccupational Disability Benefit Fund.
- New Jersey Nonoccupational Disability Benefit Fund.
- New Jersey Unemployment Compensation Fund.
- New York Nonoccupational Disability Benefit Fund.
- Rhode Island Temporary Disability Benefit Fund.
- Washington State Supplemental Worker's Compensation Fund.
- West Virginia Unemployment Compensation Fund.



Employee contributions to private or voluntary disability plans are not deductible.

Refund (or credit) of state or local income taxes. If you receive a refund of (or credit for) state or local income taxes in a year after the year in which you paid them, you may have to include the refund in income on Form 1040, line 10, in the year you receive it. This includes refunds resulting from taxes that were overwithheld, applied from a prior year return, not figured correctly, or figured again because of an amended return. If you did not itemize your deductions in the previous year, do not include the refund in income. If you deducted the taxes in the previous year, include all or part of the refund on Form 1040, line 10, in the year you receive the refund. For a discussion of how much to include, see *Recoveries* in chapter 12.

Foreign Income Taxes

Generally, you can take either a deduction or a credit for income taxes imposed on you by a foreign country or a U.S. possession. However, you cannot take a deduction or credit for foreign income taxes paid on income that is exempt from U.S. tax under the foreign earned income exclusion or the foreign housing exclusion. For information on these exclusions, see Publication 54, *Tax Guide for U.S. Citizens and Resident Aliens Abroad*. For information on the foreign tax credit, see Publication 514.

General Sales Taxes

You can elect to deduct state and local general sales taxes, instead of state and local income taxes, as an itemized deduction on Schedule A (Form 1040), line 5. Generally, you can use either your actual expenses or the state and local sales tax tables to figure your state and local general sales tax deduction. See the Instructions for Schedule A (Form 1040), line 5, for details.

Real Estate Taxes

Deductible real estate taxes are any state, local, or foreign taxes on real property levied for the general public welfare. You can deduct these taxes only if they are based on the assessed value of the real property and charged uniformly against all property under the jurisdiction of the taxing authority.

Deductible real estate taxes generally do not include taxes charged for local benefits and improvements that increase the value of the property. They also do not include itemized charges for services (such as trash collection) to specific property or people, even if the charge is paid to the taxing authority. For more information about taxes and charges that are not deductible, see *Real Estate-Related Items You Cannot Deduct*, later.

Tenant-shareholders in a cooperative housing corporation. Generally, you can deduct your share of the real estate taxes the corporation paid or incurred on the property. The corporation should provide you with a statement showing your share of the taxes. For more information, see *Special Rules for Cooperatives* in Publication 530.

Buyers and sellers of real estate. If you bought or sold real estate during the year, the real estate taxes must be divided between the buyer and the seller.

The buyer and the seller must divide the real estate taxes according to the number of days in the real property tax year (the period to which the tax imposed relates) that each owned the property. The seller is treated as paying the taxes up to, but not including, the date of sale. The buyer is treated as paying the taxes beginning with the date of sale. This applies regardless of the lien dates under local law. Generally, this information is included on the settlement statement provided at the closing.

If you (the seller) cannot deduct taxes until they are paid because you use the cash method of accounting, and the buyer of your property is personally liable for the tax, you are considered to have paid your part of the tax at the time of the sale. This lets you deduct the part of the tax to the date of sale even though you did not actually pay it. However, you must also include the amount of that tax in the selling price of the property. The buyer must include the same amount in his or her cost of the property.

You figure your deduction for taxes on each property bought or sold during the real property tax year as follows.



Worksheet 22-1.

1. Enter the total real estate taxes for the real property tax year _____
2. Enter the number of days in the real property tax year that you owned the property _____
3. Divide line 2 by 365 (for leap years, divide line 2 by 366) _____
4. Multiply line 1 by line 3. This is your deduction. Enter it on Schedule A (Form 1040), line 6 _____

Note. Repeat steps 1 through 4 for each property you bought or sold during the real property tax year.

Real estate taxes for prior years. Do not divide delinquent taxes between the buyer and seller if the taxes are for any real property tax year before the one in which the property is sold.

Even if the buyer agrees to pay the delinquent taxes, the buyer cannot deduct them. The buyer must add them to the cost of the property. The seller can deduct these taxes paid by the buyer. However, the seller must include them in the selling price.

Examples. The following examples illustrate how real estate taxes are divided between buyer and seller.

Example 1. Dennis and Beth White's real property tax year for both their old home and their new home is the calendar year, with payment due August 1. The tax on their old home, sold on May 7, was \$620. The tax on their new home, bought on May 3, was \$732. Dennis and Beth are considered to have paid a proportionate share of the real estate taxes on the old home even though they did not actually pay them to the taxing authority. On the other hand, they can claim only a proportionate share of the taxes they paid on their new property even though they paid the entire amount.

Dennis and Beth owned their old home during the real property tax year for 127 days (January 1 to May 6, the day before the sale). They figure their deduction for taxes on their old home as follows.

Taxes On Old Home

1. Enter the total real estate taxes for the real property tax year \$620
2. Enter the number of days in the real property tax year that you owned the property 126
3. Divide line 2 by 365 (for leap years, divide line 2 by 366)345
4. Multiply line 1 by line 3. This is your deduction. Enter it on Schedule A (Form 1040), line 6 \$214

Since the buyers of their old home paid all of the taxes, Dennis and Beth also include the \$214 in the selling price of the old home. (The buyers add the \$214 to their cost of the home.)

Dennis and Beth owned their new home during the real property tax year for 243 days (May 3 to December 31, including their date of purchase). They figure their deduction for taxes on their new home as follows.

Taxes On New Home

1. Enter the total real estate taxes for the real property tax year \$732
2. Enter the number of days in the real property tax year that you owned the property 243
3. Divide line 2 by 365 (for leap years, divide line 2 by 366)666
4. Multiply line 1 by line 3. This is your deduction. Enter it on Schedule A (Form 1040), line 6 \$488

Since Dennis and Beth paid all of the taxes on the new home, they add \$244 (\$732 paid less \$488 deduction) to their cost of the new home. (The sellers add this \$244 to their selling price and deduct the \$244 as a real estate tax.)

Dennis and Beth's real estate tax deduction for their old and new homes is the sum of \$214 and \$488, or \$702. They will enter this amount on Schedule A (Form 1040), line 6.

Example 2. George and Helen Brown bought a new home on May 3, 2005. Their real property tax year for the new home is the calendar year. Real estate taxes for 2004 were as-

Table 22-1. Which Taxes Can You Deduct?

	You Can Deduct	You Cannot Deduct
Income Taxes	State and local income taxes. Foreign income taxes. Employee contributions to state funds listed under <i>Contributions to state benefit funds</i> . One-half of self-employment tax paid.	Federal income taxes. Employee contributions to private or voluntary disability plans. State and local general sales taxes (if you choose to deduct state and local income taxes).
General Sales Taxes	State and local general sales taxes.	State and local income taxes (if you choose to deduct state and local general sales taxes).
Real Estate Taxes	State and local real estate taxes. Foreign real estate taxes. Tenant's share of real estate taxes paid by cooperative housing corporation.	Taxes for local benefits (with exceptions). Trash and garbage pickup fees (with exceptions). Rent increase due to higher real estate taxes. Homeowners association charges.
Personal Property Taxes	State and local personal property taxes.	Import duties.
Other Taxes	Taxes that are expenses of your trade or business or of producing income. Taxes on property producing rent or royalty income. Occupational taxes. See chapter 28.	State and local sales and use taxes. Federal excise taxes, such as telephone taxes (see <i>Taxes and Fees You Cannot Deduct</i>). Per capita taxes.
Fees and Charges	Fees and charges that are expenses of your trade or business or of producing income.	Fees and charges that are not expenses of your trade or business or of producing income, such as fees for driver's licenses, car inspections, parking, or charges for water bills (see <i>Taxes and Fees You Cannot Deduct</i>). Fines and penalties.

sessed in their state on January 1, 2005. The taxes became due on May 31, 2005, and October 31, 2005.

The Browns agreed to pay all taxes due after the date of purchase. Real estate taxes for 2004 were \$680. They paid \$340 on May 31, 2005, and \$340 on October 31, 2005. These taxes were for the 2004 real property tax year. The Browns cannot deduct them since they did not own the property until 2005. Instead, they must add \$680 to the cost of their new home.

In January 2006, the Browns receive their 2005 property tax statement for \$752, which they will pay in 2006. The Browns owned their new home during the 2005 real property tax year for 243 days (May 3 to December 31). They will figure their 2006 deduction for taxes as follows.

1. Enter the total real estate taxes for the real property tax year \$752
2. Enter the number of days in the real property tax year that you owned the property 243
3. Divide line 2 by 365 (for leap years, divide line 2 by 366)666
4. Multiply line 1 by line 3. This is your deduction. Claim it on Schedule A (Form 1040), line 6 \$501

The remaining \$251 (\$752 paid less \$501 deduction) of taxes paid in 2006, along with the \$680 paid in 2005, is added to the cost of their new home.

Because the taxes up to the date of sale are considered paid by the seller on the date of sale, the seller is entitled to a 2005 tax deduction of \$931. This is the sum of the \$680 for 2004 and the \$251 for the 122 days the seller owned the home in 2005. The seller must also include the \$931 in the selling price when he or she figures the gain or loss on the sale. The seller should contact the Browns in January 2006 to find out how much real estate tax is due for 2005.

Form 1099-S. For certain sales or exchanges of real estate, the person responsible for closing the sale (generally the settlement agent) prepares Form 1099-S, Proceeds From Real Estate Transactions, to report certain information to the IRS and to the seller of the property. Box 2 of the form is for the gross proceeds of the sale and should include the portion of the seller's real estate tax liability that the buyer will pay after the date of sale. The buyer includes these taxes in the cost basis of the property, and the seller both deducts this amount as a tax paid and includes it in the sales price of the property.

For a real estate transaction that involves a home, any real estate tax the seller paid in advance but that is the liability of the buyer appears on Form 1099-S, box 5. The buyer deducts this amount as a real estate tax, and the seller reduces his or her real estate tax deduction (or includes it in income) by the same amount. See *Refund (or rebate)*, later.

Taxes placed in escrow. If your monthly mortgage payment includes an amount placed in escrow (put in the care of a third party) for real estate taxes, you may not be able to deduct the total amount placed in escrow. You can deduct only the real estate tax that the third party actually paid to the taxing authority. If the third party does not notify you of the amount of real estate tax that was paid for you, contact the third party or the taxing authority to find the proper amount to show on your return.

Tenants by the entirety. If you and your spouse held property as tenants by the entirety and you file separate federal returns, each of you can deduct only the taxes each of you paid on the property.

Divorced individuals. If your divorce or separation agreement states that you must pay the real estate taxes for a home owned by you and your spouse, part of your payments may be deductible as alimony and part as real estate

taxes. See *Taxes and insurance* in chapter 18 for more information.

Minister's and military personnel housing allowances. If you are a minister or a member of the uniformed services and receive a housing allowance that you can exclude from income, you still can deduct all of the real estate taxes you pay on your home.

Refund (or rebate). If you receive a refund or rebate in 2005 of real estate taxes you paid in 2005, you must reduce your deduction by the amount refunded to you. If you receive a refund or rebate in 2005 of real estate taxes you deducted in an earlier year, you generally must include the refund or rebate in income in the year you receive it. However, you only need to include the amount of the deduction that reduced your tax in the earlier year. For more information, see *Recoveries* in chapter 12.



If you did not itemize deductions in the year you paid the tax, do not report the refund as income.

Real Estate-Related Items You Cannot Deduct

Payments for the following items generally are not deductible as real estate taxes.

- Taxes for local benefits.
- Itemized charges for services (such as trash and garbage pickup fees).
- Transfer taxes (or stamp taxes).
- Rent increases due to higher real estate taxes.
- Homeowners' association charges.

Taxes for local benefits. Deductible real estate taxes generally do not include taxes

charged for local benefits and improvements tending to increase the value of your property. These include assessments for streets, sidewalks, water mains, sewer lines, public parking facilities, and similar improvements. You should increase the basis of your property by the amount of the assessment.

Local benefit taxes are deductible only if they are for maintenance, repair, or interest charges related to those benefits. If only a part of the taxes is for maintenance, repair, or interest, you must be able to show the amount of that part to claim the deduction. If you cannot determine what part of the tax is for maintenance, repair, or interest, none of it is deductible.

Taxes for local benefits may be included in your real estate tax bill. If your taxing authority (or mortgage lender) does not furnish you a copy of your real estate tax bill, ask for it. You should use the rules above to determine if the local benefit tax is deductible.

Itemized charges for services. An itemized charge for services to specific property or people is not a tax, even if the charge is paid to the taxing authority. For example, you cannot deduct the charge as a real estate tax if it is:

- A unit fee for the delivery of a service (such as a \$5 fee charged for every 1,000 gallons of water you use),
- A periodic charge for a residential service (such as a \$20 per month or \$240 annual fee charged to each homeowner for trash collection), or
- A flat fee charged for a single service provided by your government (such as a \$30 charge for mowing your lawn because it was allowed to grow higher than permitted under your local ordinance).



You must look at your real estate tax bill to determine if any nondeductible itemized charges, such as those just listed, are included in the bill. If your taxing authority (or mortgage lender) does not furnish you a copy of your real estate tax bill, ask for it.

Exception. Service charges used to maintain or improve services (such as trash collection or police and fire protection) are deductible as real estate taxes if:

- The fees or charges are imposed at a like rate against all property in the taxing jurisdiction,
- The funds collected are not earmarked; instead, they are commingled with general revenue funds, and
- Funds used to maintain or improve services are not limited to or determined by the amount of these fees or charges collected.

Transfer taxes (or stamp taxes). Transfer taxes and similar taxes and charges on the sale of a personal home are not deductible. If they are paid by the seller, they are expenses of the sale and reduce the amount realized on the sale. If paid by the buyer, they are included in the cost basis of the property.

Rent increase due to higher real estate taxes. If your landlord increases your rent in the form of

a tax surcharge because of increased real estate taxes, you cannot deduct the increase as taxes.

Homeowners' association charges. These charges are not deductible because they are imposed by the homeowners' association, rather than the state or local government.

Personal Property Taxes

Personal property tax is deductible if it is a state or local tax that is:

- Charged on personal property,
- Based only on the value of the personal property, and
- Charged on a yearly basis, even if it is collected more or less than once a year.

A tax that meets the above requirements can be considered charged on personal property even if it is for the exercise of a privilege. For example, a yearly tax based on value qualifies as a personal property tax even if it is called a registration fee and is for the privilege of registering motor vehicles or using them on the highways.

If the tax is partly based on value and partly based on other criteria, it may qualify in part.

Example. Your state charges a yearly motor vehicle registration tax of 1% of value plus 50 cents per hundredweight. You paid \$32 based on the value (\$1,500) and weight (3,400 lbs.) of your car. You can deduct \$15 ($1\% \times \$1,500$) as a personal property tax because it is based on the value. The remaining \$17 (50×34), based on the weight, is not deductible.

Taxes and Fees You Cannot Deduct

Many federal, state, and local government taxes are not deductible because they do not fall within the categories discussed earlier. Other taxes and fees, such as federal income taxes, are not deductible because the tax law specifically prohibits a deduction for them. See Table 22-1.

Taxes and fees that are generally not deductible include the following items.

- **Estate, inheritance, legacy, or succession taxes.** However, you can deduct the estate tax attributable to income in respect of a decedent if you, as a beneficiary, must include that income in your gross income. In that case, deduct the estate tax as a miscellaneous deduction that is not subject to the 2%-of-adjusted-gross-income limit. For more information, see Publication 559.
- **Federal income taxes.** This includes taxes withheld from your pay.

- **Fines.** You cannot deduct penalties for violation of any law, including forfeiture of related collateral deposits.
- **Gift taxes.**
- **License fees.** You cannot deduct license fees for personal purposes (such as marriage, driver's, and dog license fees).
- **Per capita taxes.** You cannot deduct state or local per capita taxes.
- **Social security.** This includes social security, Medicare, or railroad retirement taxes withheld from your pay.
- **Social security and other employment taxes for household workers.** However, the social security and other employment taxes you pay on the wages of a household worker may qualify as medical or child care expenses. For more information, see chapters 21 and 32.

Many taxes and fees other than those listed above are also nondeductible, unless they are ordinary and necessary expenses of a business or income producing activity. For other nondeductible items, see *Real Estate-Related Items You Cannot Deduct*, earlier.

Where To Deduct

You deduct taxes on the following schedules.

State and local income taxes. These taxes are deducted on Schedule A (Form 1040), line 5, even if your only source of income is from business, rents, or royalties. You must check box a on line 5. If you deduct these taxes, you cannot elect to deduct general sales taxes.

General sales tax deduction. These taxes are deducted on Schedule A (Form 1040), line 5. You must check box b on line 5. If you elect to deduct these taxes, you cannot deduct state and local income taxes.

Foreign income taxes. Generally, income taxes you pay to a foreign country or U.S. possession can be claimed as an itemized deduction on Schedule A (Form 1040), line 8, or as a credit against your U.S. income tax on Form 1040, line 47. To claim the credit, you may have to complete and attach Form 1116. For more information, see chapter 37, the Form 1040 instructions, or Publication 514.

Real estate taxes and personal property taxes. These taxes are deducted on Schedule A (Form 1040), lines 6 and 7, unless they are paid on property used in your business in which case they are deducted on Schedule C, Schedule C-EZ, or Schedule F (Form 1040). Taxes on property that produces rent or royalty income are deducted on Schedule E (Form 1040).

Self-employment tax. Deduct one-half of your self-employment tax on Form 1040, line 27.

Other taxes. All other deductible taxes are deducted on Schedule A (Form 1040), line 8.

23.

Interest Expense

Reminders

Personal interest. Personal interest is not deductible. Examples of personal interest include interest on a loan to purchase an automobile for personal use and credit card and installment interest incurred for personal expenses.

But you may be able to deduct interest you pay on a qualified student loan. For details, see Publication 970, Tax Benefits for Education.

Limit on itemized deductions. If your adjusted gross income is more than \$145,950 (\$72,975 if you are married filing separately), the overall amount of your itemized deductions may be limited. See chapter 29 for more information about this limit.

Introduction

This chapter discusses interest. Interest is the amount you pay for the use of borrowed money.

The types of interest you can deduct as itemized deductions on Schedule A (Form 1040) are:

- Home mortgage interest, including certain points, and
- Investment interest.

This chapter explains these deductions. It also explains where to deduct other types of interest and lists some types of interest you cannot deduct.

Use Table 23-1 to find out where to get more information on various types of interest, including investment interest.

Useful Items

You may want to see:

Publication

- 936 Home Mortgage Interest Deduction

Home Mortgage Interest

Generally, home mortgage interest is any interest you pay on a loan secured by your home (main home or a second home). The loan may be a mortgage to buy your home, a second mortgage, a line of credit, or a home equity loan.

You can deduct home mortgage interest only if you meet all the following conditions.

- You must file Form 1040 and itemize deductions on Schedule A (Form 1040).

- You must be legally liable for the loan. You cannot deduct payments you make for someone else if you are not legally liable to make them. Both you and the lender must intend that the loan be repaid. In addition, there must be a true debtor-creditor relationship between you and the lender.
- The mortgage must be a secured debt on a qualified home. (Generally, your mortgage is a secured debt if you put your home up as collateral to protect the interests of the lender. The term “qualified home” means your main home or second home. For details, see Publication 936.)

Amount Deductible

In most cases, you will be able to deduct all of your home mortgage interest. Whether you can deduct all of it depends on the date you took out the mortgage, the amount of the mortgage, and your use of its proceeds.

Fully deductible interest. If all of your mortgages fit into one or more of the following three categories at all times during the year, you can deduct all of the interest on those mortgages. (If any one mortgage fits into more than one category, add the debt that fits in each category to your other debt in the same category.)

The three categories are:

1. Mortgages you took out on or before October 13, 1987 (called grandfathered debt).
2. Mortgages you took out after October 13, 1987, to buy, build, or improve your home (called home acquisition debt), but only if throughout 2005 these mortgages plus any grandfathered debt totaled \$1 million or less (\$500,000 or less if married filing separately).
3. Mortgages you took out after October 13, 1987, other than to buy, build, or improve your home (called home equity debt), but only if throughout 2005 these mortgages totaled \$100,000 or less (\$50,000 or less if married filing separately) and totaled no more than the fair market value of your home reduced by (1) and (2).

The dollar limits for the second and third categories apply to the combined mortgages on your main home and second home.

See *Part II* of Publication 936 for more detailed definitions of grandfathered, home acquisition, and home equity debt.

You can use Figure 23-A to check whether your home mortgage interest is fully deductible.

Limits on deduction. You cannot fully deduct interest on a mortgage that does not fit into any of the three categories listed above. If this applies to you, see *Part II* of Publication 936 to figure the amount of interest you can deduct.

Special Situations

This section describes certain items that can be included as home mortgage interest and others that cannot. It also describes certain special situations that may affect your deduction.

Late payment charge on mortgage payment.

You can deduct as home mortgage interest a late payment charge if it was not for a specific service performed in connection with your mortgage loan.

Mortgage prepayment penalty. If you pay off your home mortgage early, you may have to pay a penalty. You can deduct that penalty as home mortgage interest provided the penalty is not for a specific service performed or cost incurred in connection with your mortgage loan.

Sale of home. If you sell your home, you can deduct your home mortgage interest (subject to any limits that apply) paid up to, but not including, the date of sale.

Example. John and Peggy Harris sold their home on May 7. Through April 30, they made home mortgage interest payments of \$1,220. The settlement sheet for the sale of the home showed \$50 interest for the 6-day period in May up to, but not including, the date of sale. Their mortgage interest deduction is \$1,270 (\$1,220 + \$50).

Prepaid interest. If you pay interest in advance for a period that goes beyond the end of the tax year, you must spread this interest over the tax years to which it applies. You can deduct in each year only the interest that qualifies as home mortgage interest for that year. However, see *Points*, later.

Mortgage interest credit. You may be able to claim a mortgage interest credit if you were issued a mortgage credit certificate (MCC) by a state or local government. Figure the credit on Form 8396, Mortgage Interest Credit. If you take this credit, you must reduce your mortgage interest deduction by the amount of the credit.

For more information on the credit, see chapter 37.

Ministers' and military housing allowance. If you are a minister or a member of the uniformed services and receive a housing allowance that is not taxable, you can still deduct your home mortgage interest.

Mortgage assistance payments. If you qualify for mortgage assistance payments for lower-income families under section 235 of the National Housing Act, part or all of the interest on your mortgage may be paid for you. You cannot deduct the interest that is paid for you.

No other effect on taxes. Do not include these mortgage assistance payments in your income. Also, do not use these payments to reduce other deductions, such as real estate taxes.

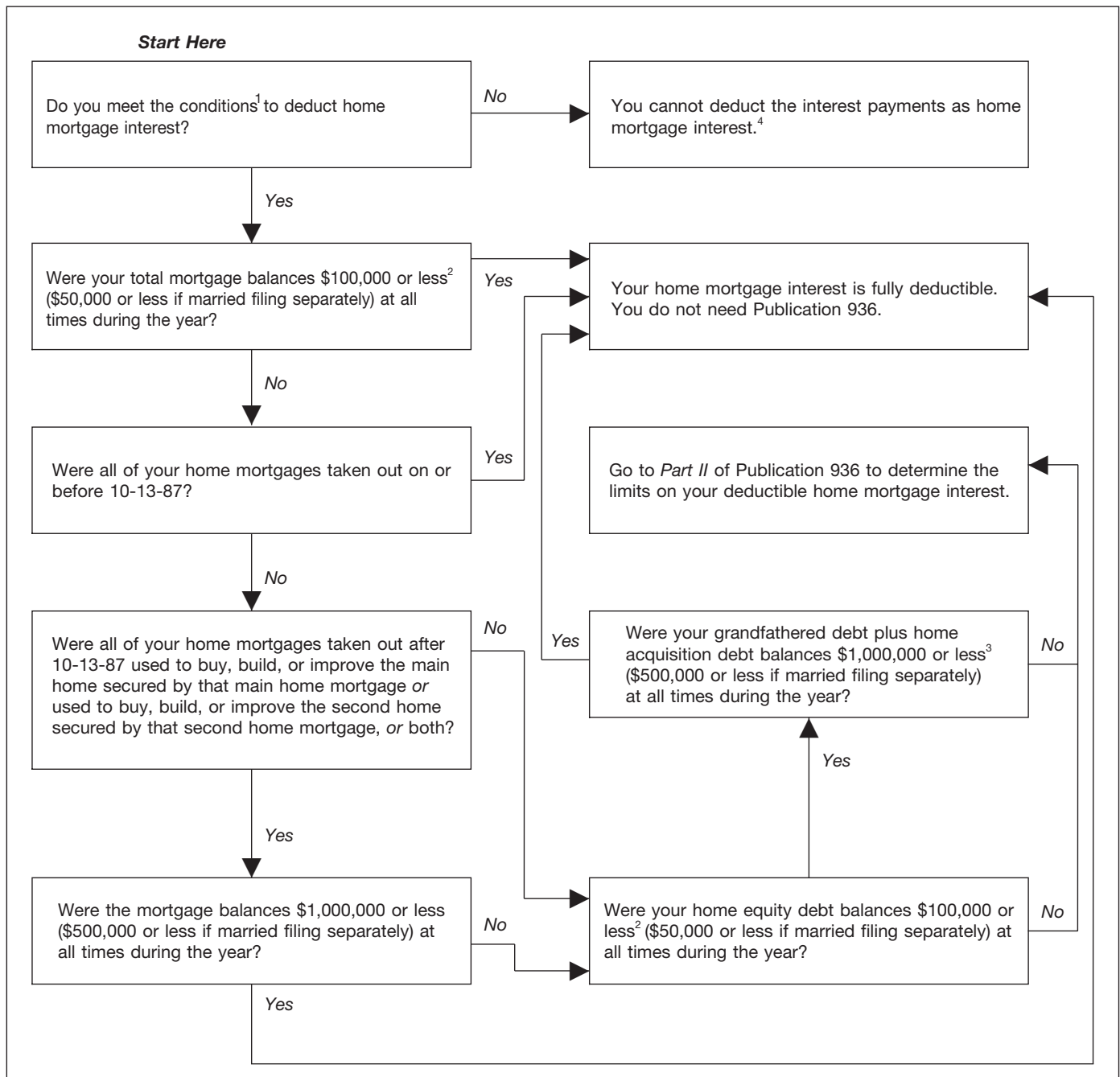
Divorced or separated individuals. If a divorce or separation agreement requires you or your spouse or former spouse to pay home mortgage interest on a home owned by both of you, the payment of interest may be alimony. See the discussion of *Payments for jointly-owned home* in chapter 18.

Redeemable ground rent. If you make annual or periodic rental payments on a redeemable ground rent, you can deduct them as mortgage interest.

Payments made to end the lease and to buy the lessor's entire interest in the land are not

Figure 23-A. Is My Home Mortgage Interest Fully Deductible?

(Instructions: Include balances of ALL mortgages secured by your main home and second home.)



¹You must itemize deductions on Schedule A (Form 1040) and be legally liable for the loan. The loan must be a secured debt on a qualified home. See *Home Mortgage Interest*.

²If all mortgages on your main or second home exceed the home's fair market value, a lower limit may apply. See *Home equity debt limit* under *Home Equity Debt* in *Part II* of Publication 936.

³Amounts over the \$1,000,000 limit (\$500,000 if married filing separately) qualify as home equity debt if they are not more than the total home equity debt limit. See Publication 936 for more information about grandfathered debt, home acquisition debt, and home equity debt.

⁴See Table 23-1 for where to deduct other types of interest payments.

ground rents. You cannot deduct them. For more information, see Publication 936.

Nonredeemable ground rents. Payments on a nonredeemable ground rent are not mortgage interest. You can deduct them as rent if they are a business expense or if they are for rental property.

Rental payments. If you live in a house before final settlement on the purchase, any payments you make for that period are rent and not interest. This is true even if the settlement papers call them interest. You cannot deduct these payments as home mortgage interest.

Mortgage proceeds invested in tax-exempt securities. You cannot deduct the home mortgage interest on grandfathered debt or home equity debt if you used the proceeds of the mortgage to buy securities or certificates that produce tax-free income. "Grandfathered debt" and "home equity debt" are defined earlier under *Amount Deductible*.

Refunds of interest. If you receive a refund of interest in the same tax year you paid it, you must reduce your interest expense by the amount refunded to you. If you receive a refund of interest you deducted in an earlier year, you generally must include the refund in income in the year you receive it. However, you need to include it only up to the amount of the deduction that reduced your tax in the earlier year. This is true whether the interest overcharge was refunded to you or was used to reduce the outstanding principal on your mortgage.

If you received a refund of interest you overpaid in an earlier year, you generally will receive a Form 1098, Mortgage Interest Statement, showing the refund in box 3. For information about Form 1098, see *Mortgage Interest Statement*, later.

For more information on how to treat refunds of interest deducted in earlier years, see *Recoveries* in chapter 12.

Points

The term "points" is used to describe certain charges paid, or treated as paid, by a borrower to obtain a home mortgage. Points may also be called loan origination fees, maximum loan charges, loan discount, or discount points.

A borrower is treated as paying any points that a home seller pays for the borrower's mortgage. See *Points paid by the seller*, later.

General rule. You generally cannot deduct the full amount of points in the year paid. Because they are prepaid interest, you generally deduct them ratably over the life (term) of the mortgage. See *Deduction allowed ratably*, later.

For exceptions to the general rule, see *Deduction allowed in year paid*, next.

Deduction allowed in year paid. You can fully deduct points in the year paid if you meet all the following tests. (You can use Figure 23-B as a quick guide to see whether your points are fully deductible in the year paid.)

1. Your loan is secured by your main home. (Your main home is the one you live in most of the time.)

2. Paying points is an established business practice in the area where the loan was made.
3. The points paid were not more than the points generally charged in that area.
4. You use the cash method of accounting. This means you report income in the year you receive it and deduct expenses in the year you pay them. (If you want more information about this method, see *Accounting Methods* in chapter 1.)
5. The points were not paid in place of amounts that ordinarily are stated separately on the settlement statement, such as appraisal fees, inspection fees, title fees, attorney fees, and property taxes.
6. The funds you provided at or before closing, plus any points the seller paid, were at least as much as the points charged. The funds you provided do not have to have been applied to the points. They can include a down payment, an escrow deposit, earnest money, and other funds you paid at or before closing for any purpose. You cannot have borrowed these funds from your lender or mortgage broker.
7. You use your loan to buy or build your main home.
8. The points were computed as a percentage of the principal amount of the mortgage.
9. The amount is clearly shown on the settlement statement (such as the Settlement Statement, Form HUD-1) as points charged for the mortgage. The points may be shown as paid from either your funds or the seller's.

Note. If you meet all of these tests, you can choose to either fully deduct the points in the year paid, or deduct them over the life of the loan.

Home improvement loan. You can also fully deduct in the year paid points paid on a loan to improve your main home, if tests (1) through (6) are met.



Second home. You cannot fully deduct in the year paid points you pay on loans secured by your second home. You can deduct these points only over the life of the loan.

Refinancing. Generally, points you pay to refinance a mortgage are not deductible in full in the year you pay them. This is true even if the new mortgage is secured by your main home.

However, if you use part of the refinanced mortgage proceeds to improve your main home and you meet the first six tests listed under *Deduction allowed in year paid*, earlier, you can fully deduct the part of the points related to the improvement in the year you paid them with your own funds. You can deduct the rest of the points over the life of the loan.

Example 1. In 1992, Bill Fields got a mortgage to buy a home. In 2005, Bill refinanced that mortgage with a 15-year \$100,000 mortgage loan. The mortgage is secured by his home. To get the new loan, he had to pay three points

(\$3,000). Two points (\$2,000) were for prepaid interest, and one point (\$1,000) was charged for services, in place of amounts that ordinarily are stated separately on the settlement statement. Bill paid the points out of his private funds, rather than out of the proceeds of the new loan. The payment of points is an established practice in the area, and the points charged are not more than the amount generally charged there. Bill's first payment on the new loan was due July 1. He made six payments on the loan in 2005 and is a cash basis taxpayer.

Bill used the funds from the new mortgage to repay his existing mortgage. Although the new mortgage loan was for Bill's continued ownership of his main home, it was not for the purchase or improvement of that home. He cannot deduct all of the points in 2005. He can deduct two points (\$2,000) ratably over the life of the loan. He deducts \$67 $[(\$2,000 \div 180 \text{ months}) \times 6 \text{ payments}]$ of the points in 2005. The other point (\$1,000) was a fee for services and is not deductible.

Example 2. The facts are the same as in *Example 1*, except that Bill used \$25,000 of the loan proceeds to improve his home and \$75,000 to repay his existing mortgage. Bill deducts 25% $(\$25,000 \div \$100,000)$ of the points (\$2,000) in 2005. His deduction is \$500 $(\$2,000 \times 25\%)$.

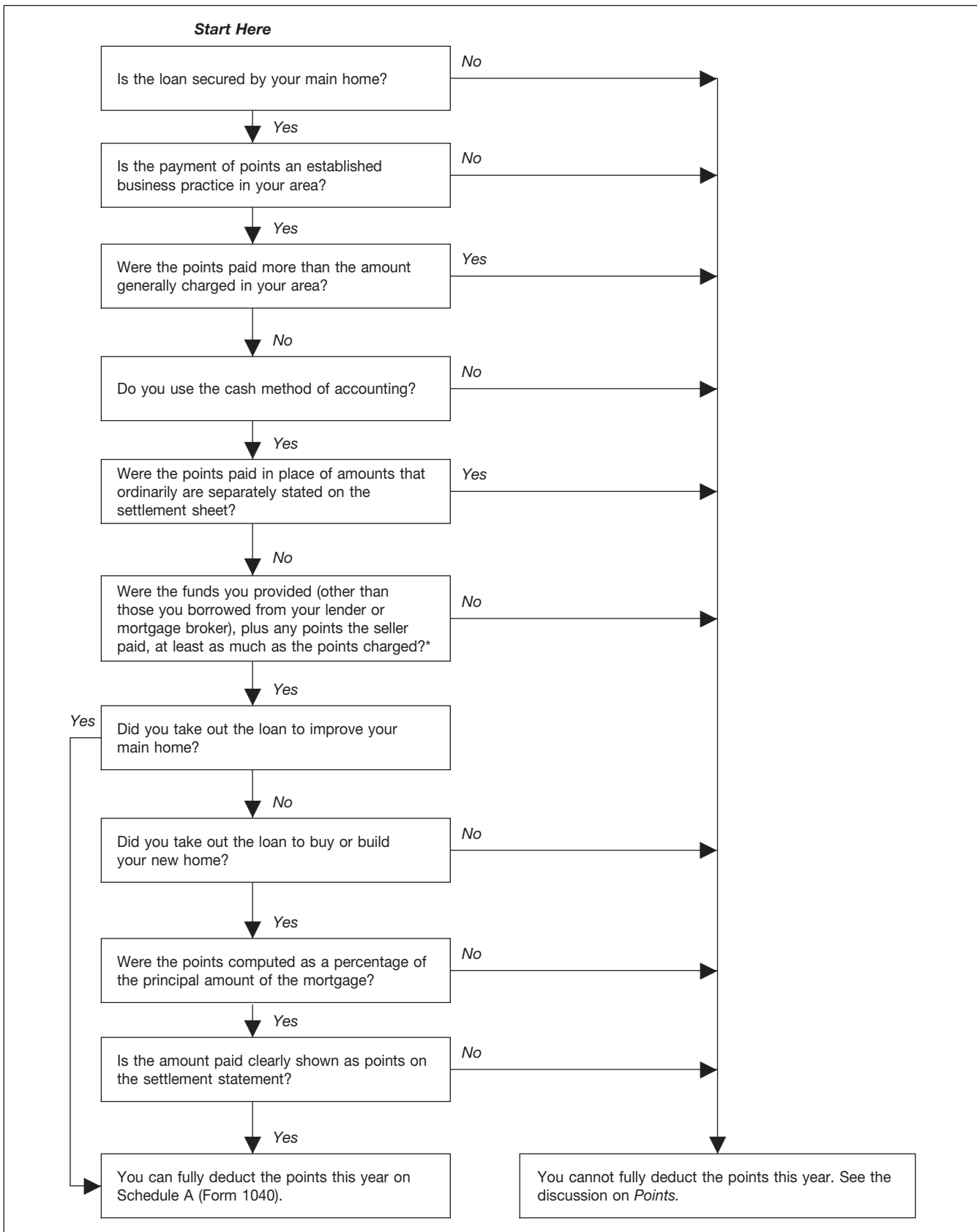
Bill also deducts the ratable part of the remaining \$1,500 $(\$2,000 - \$500)$ that must be spread over the life of the loan. This is \$50 $[(\$1,500 \div 180 \text{ months}) \times 6 \text{ payments}]$ in 2005. The total amount Bill deducts in 2005 is \$550 $(\$500 + \$50)$.

Deduction allowed ratably. If you do not meet the tests above under *Deduction allowed in year paid*, the loan is not a home improvement loan, or you choose not to deduct your points in full in the year paid, you can deduct the points ratably (equally) over the life of the loan if you meet all the following tests.

1. You use the cash method of accounting. This means you report income in the year you receive it and deduct expenses in the year you pay them. Most individuals use this method.
2. Your loan is secured by a home. (The home does not need to be your main home.)
3. Your loan period is not more than 30 years.
4. If your loan period is more than 10 years, the terms of your loan are the same as other loans offered in your area for the same or longer period.
5. Either your loan amount is \$250,000 or less, or the number of points is not more than:
 - a. 4, if your loan period is 15 years or less, or
 - b. 6, if your loan period is more than 15 years.

Original issue discount. If you do not qualify to either deduct the points in the year paid or deduct them ratably over the life of the loan, or if you choose not to use either of these methods, the points reduce the issue price of the loan.

Figure 23-B. Are My Points Fully Deductible This Year?



*The funds you provided do not have to have been applied to the points. They can include a down payment, an escrow deposit, earnest money, and other funds you paid at or before closing for any purpose.

This reduction results in original issue discount, which is discussed in chapter 5 of Publication 535.

Amounts charged for services. Amounts charged by the lender for specific services connected to the loan are not interest. Examples of these charges are:

- Appraisal fees,
- Notary fees,
- Preparation costs for the mortgage note or deed of trust,
- Mortgage insurance premiums, and
- VA funding fees.

You cannot deduct these amounts as points either in the year paid or over the life of the mortgage. For information about the tax treatment of these amounts and other settlement fees and closing costs, get Publication 530, Tax Information for First-Time Homeowners.

Points paid by the seller. The term “points” includes loan placement fees that the seller pays to the lender to arrange financing for the buyer.

Treatment by seller. The seller cannot deduct these fees as interest. They are a selling expense that reduces the amount realized by the seller. See chapter 15 for information on the sale of your home.

Treatment by buyer. The buyer reduces the basis of the home by the amount of the seller-paid points and treats the points as if he or she had paid them. If all the tests under *Deduction allowed in year paid*, earlier, are met, the buyer can deduct the points in the year paid. If any of those tests is not met, the buyer deducts the points over the life of the loan.

For information about basis, see chapter 13.

Funds provided are less than points. If you meet all the tests in *Deduction allowed in year paid*, earlier, except that the funds you provided were less than the points charged to you (test 6), you can deduct the points in the year paid, up to the amount of funds you provided. In addition, you can deduct any points paid by the seller.

Example 1. When you took out a \$100,000 mortgage loan to buy your home in December, you were charged one point (\$1,000). You meet all the tests for deducting points in the year paid, except the only funds you provided were a \$750 down payment. Of the \$1,000 charged for points, you can deduct \$750 in the year paid. You spread the remaining \$250 over the life of the mortgage.

Example 2. The facts are the same as in *Example 1*, except that the person who sold you your home also paid one point (\$1,000) to help you get your mortgage. In the year paid, you can deduct \$1,750 (\$750 of the amount you were charged plus the \$1,000 paid by the seller). You spread the remaining \$250 over the life of the mortgage. You must reduce the basis of your home by the \$1,000 paid by the seller.

Excess points. If you meet all the tests in *Deduction allowed in year paid*, earlier, except that the points paid were more than are generally paid in your area (test 3), you deduct in the

year paid only the points that are generally charged. You must spread any additional points over the life of the mortgage.

Mortgage ending early. If you spread your deduction for points over the life of the mortgage, you can deduct any remaining balance in the year the mortgage ends. However, if you refinance the mortgage with the same lender, you cannot deduct any remaining balance of spread points. Instead, deduct the remaining balance over the term of the new loan.

A mortgage may end early due to a prepayment, refinancing, foreclosure, or similar event.

Example. Dan paid \$3,000 in points in 1995 that he had to spread out over the 15-year life of the mortgage. He had deducted \$2,000 of these points through 2004.

Dan prepaid his mortgage in full in 2005. He can deduct the remaining \$1,000 of points in 2005.

Limits on deduction. You cannot fully deduct points on a mortgage unless the mortgage fits into one of the categories listed earlier under *Fully deductible interest*. See Publication 936 for details.

Mortgage Interest Statement

If you paid \$600 or more of mortgage interest (including certain points) during the year on any one mortgage, you generally will receive a Form 1098, Mortgage Interest Statement, or a similar statement from the mortgage holder. You will receive the statement if you pay interest to a person (including a financial institution or a cooperative housing corporation) in the course of that person's trade or business. A governmental unit is a person for purposes of furnishing the statement.

The statement for each year should be sent to you by January 31 of the following year. A copy of this form will also be sent to the IRS.

The statement will show the total interest you paid during the year. If you purchased a main home during the year, it will also show the deductible points paid during the year, including seller-paid points. However, it should not show any interest that was paid for you by a governmental agency.

As a general rule, Form 1098 will include only points that you can fully deduct in the year paid. However, certain points not included on Form 1098 also may be deductible, either in the year paid or over the life of the loan. See *Points*, earlier, to determine whether you can deduct points not shown on Form 1098.

Prepaid interest on Form 1098. If you prepaid interest in 2005 that accrued in full by January 15, 2006, this prepaid interest may be included in box 1 of Form 1098. However, you cannot deduct the prepaid amount for January 2006 in 2005. (See *Prepaid interest*, earlier.) You will have to figure the interest that accrued for 2006 and subtract it from the amount in box 1. You will include the interest for January 2006 with the other interest you pay for 2006. See *How To Report*, later.

Refunded interest. If you received a refund of mortgage interest you overpaid in an earlier year, you generally will receive a Form 1098

showing the refund in box 3. See *Refunds of interest*, earlier.

Investment Interest

This section discusses the interest expenses you may be able to deduct as an investor.

If you borrow money to buy property you hold for investment, the interest you pay is investment interest. You can deduct investment interest subject to the limit discussed later. However, you cannot deduct interest you incurred to produce tax-exempt income. Nor can you deduct interest expenses on straddles.

Investment interest does not include any qualified home mortgage interest or any interest taken into account in computing income or loss from a passive activity.

Investment Property

Property held for investment includes property that produces interest, dividends, annuities, or royalties not derived in the ordinary course of a trade or business. It also includes property that produces gain or loss (not derived in the ordinary course of a trade or business) from the sale or trade of property producing these types of income or held for investment (other than an interest in a passive activity). Investment property also includes an interest in a trade or business activity in which you did not materially participate (other than a passive activity).

Partners, shareholders, and beneficiaries.

To determine your investment interest, combine your share of investment interest from a partnership, S corporation, estate, or trust with your other investment interest.

Allocation of Interest Expense

If you borrow money for business or personal purposes as well as for investment, you must allocate the debt among those purposes. Only the interest expense on the part of the debt used for investment purposes is treated as investment interest. The allocation is not affected by the use of property that secures the debt.

Limit on Deduction

Generally, your deduction for investment interest expense is limited to the amount of your net investment income.

You can carry over to the next tax year the amount of investment interest that you could not deduct because of this limit. The interest carried over is treated as investment interest paid or accrued in that next year.

You can carry over disallowed investment interest to the next tax year even if it is more than your taxable income in the year the interest was paid or accrued.

Net Investment Income

Determine the amount of your net investment income by subtracting your investment ex-

penses (other than interest expense) from your investment income.

Investment income. This generally includes your gross income from property held for investment (such as interest, dividends, annuities, and royalties). Investment income does not include Alaska Permanent Fund dividends. It also does not include qualified dividends or capital gain distributions unless you choose to include them.

Choosing to include qualified dividends. Investment income generally does not include qualified dividends (discussed in chapter 8). However, you can choose to include all or part of your qualified dividends in investment income.

You make this choice by completing Form 4952, line 4g, according to its instructions.

If you choose to include any amount of your qualified dividends in investment income, you must reduce your qualified dividends that are eligible for the lower capital gains tax rates by the same amount.

Choosing to include net capital gain. Investment income generally does not include net capital gain from disposing of investment property (including capital gain distributions from mutual funds). However, you can choose to include all or part of your net capital gain in investment income.

You make this choice by completing Form 4952, line 4g, according to its instructions.

If you choose to include any amount of your net capital gain in investment income, you must reduce your net capital gain that is eligible for the lower capital gains tax rates by the same amount.



Before making either choice, consider the overall effect on your tax liability. Compare your tax if you make one or both of these choices with your tax if you do not.

Investment income of child reported on parent's return. Investment income includes the part of your child's interest and dividend income that you choose to report on your return. If the child does not have qualified dividends, Alaska Permanent Fund dividends, or capital gain distributions, this is the amount on line 6 of Form 8814, Parents' Election To Report Child's Interest and Dividends.

Child's qualified dividends. If part of the amount you report is your child's qualified dividends, that part (which is reported on line 9b of Form 1040 or Form 1040A) generally does not count as investment income. However, you can choose to include all or part of it in investment income, as explained under *Choosing to include qualified dividends*, earlier.

Your investment income also includes the amount on Form 8814, line 6, (or, if applicable, the amount figured next under *Child's Alaska Permanent Fund dividends*).

Child's Alaska Permanent Fund dividends. If part of the amount you report is your child's Alaska Permanent Fund dividends, that part does not count as investment income. To figure the amount of your child's income that you can consider your investment income, start with the amount on Form 8814, line 6. Multiply that amount by a percentage that is equal to the Alaska Permanent Fund dividends divided by the total amount of interest and dividend income

on Form 8814, lines 1a and 2. Subtract the result from the amount on Form 8814, line 6.

Child's capital gain distributions. If part of the amount you report is your child's capital gain distributions, that part (which is reported on Schedule D, line 13 or Form 1040, line 13) generally does not count as investment income. However, you can choose to include all or part of it in investment income, as explained in *Choosing to include net capital gain*, earlier.

Your investment income also includes the amount on Form 8814, line 6, (or, if applicable, the amount figured under *Child's Alaska Permanent Fund dividends*, earlier).

Investment expenses. Investment expenses include all income-producing expenses (other than interest expense) relating to investment property that are allowable deductions after applying the 2% limit that applies to miscellaneous itemized deductions. Use the smaller of:

1. The investment expenses included on Schedule A (Form 1040), line 22, or
2. The amount on Schedule A, line 26.

Losses from passive activities. Income or expenses that you used in computing income or loss from a passive activity are not included in determining your investment income or investment expenses (including investment interest expense). See Publication 925, *Passive Activity and At-Risk Rules*, for information about passive activities.

Form 4952

Use Form 4952, Investment Interest Expense Deduction, to figure your deduction for investment interest.

Exception to use of Form 4952. You do not have to complete Form 4952 or attach it to your return if you meet all of the following tests.

- Your investment interest expense is not more than your investment income from interest and ordinary dividends minus any qualified dividends.
- You have no other deductible investment expenses.
- You have no disallowed investment interest expense from 2004.

If you meet all of these tests, you can deduct all of your investment interest.

More Information

For more information on investment interest, see *Investment Expenses* in chapter 3 of Publication 550.

Items You Cannot Deduct

Some interest payments are not deductible. Certain expenses similar to interest also are not deductible. Nondeductible expenses include the following items.

- Personal interest (discussed later).
- Service charges (however, see *Other Expenses* in chapter 28).
- Annual fees for credit cards.
- Loan fees.
- Credit investigation fees.
- FHA mortgage insurance premiums and VA funding fees.
- Interest to purchase or carry tax-exempt securities.

Penalties. You cannot deduct fines and penalties paid to a government for violations of law, regardless of their nature.

Personal Interest

Personal interest is not deductible. Personal interest is any interest that is not home mortgage interest, investment interest, business interest, or other deductible interest. It includes the following items.

- Interest on car loans (unless you use the car for business).
- Interest on federal, state, or local income tax.
- Finance charges on credit cards, retail installment contracts, and revolving charge accounts incurred for personal expenses.
- Late payment charges by a public utility.



You may be able to deduct interest you pay on a qualified student loan. For details, see Publication 970.

Allocation of Interest

If you use the proceeds of a loan for more than one purpose (for example, personal and business), you must allocate the interest on the loan to each use. However, you do not have to allocate home mortgage interest if it is fully deductible, regardless of how the funds are used.

You allocate interest (other than fully deductible home mortgage interest) on a loan in the same way as the loan itself is allocated. You do this by tracing disbursements of the debt proceeds to specific uses. For details on how to do this, see chapter 5 of Publication 535.

How To Report

You must file Form 1040 to deduct any home mortgage interest or investment interest on your tax return. Where you deduct your interest expense generally depends on how you use the loan proceeds. See Table 23-1 for a summary of where to deduct your interest expense.

Home mortgage interest and points. Deduct the home mortgage interest and points reported to you on Form 1098 on Schedule A (Form 1040), line 10. If you paid more deductible inter-

est to the financial institution than the amount shown on Form 1098, show the larger deductible amount on line 10. Attach a statement explaining the difference and print "See attached" next to line 10.

Deduct home mortgage interest that was not reported to you on Form 1098 on Schedule A (Form 1040), line 11. If you paid home mortgage interest to the person from whom you bought your home, show that person's name, address, and taxpayer identification number (TIN) on the dotted lines next to line 11. The seller must give you this number and you must give the seller your TIN. A Form W-9 can be used for this purpose. Failure to meet any of these requirements may result in a \$50 penalty for each failure. The TIN can be either a social security

number, an individual taxpayer identification number (issued by the Internal Revenue Service), or an employer identification number. See *Social Security Number* in chapter 1 for more information about TINs.

If you can take a deduction for points that were not reported to you on Form 1098, deduct those points on Schedule A (Form 1040), line 12.

More than one borrower. If you and at least one other person (other than your spouse if you file a joint return) were liable for and paid interest on a mortgage that was for your home, and the other person received a Form 1098 showing the interest that was paid during the

year, attach a statement to your return explaining this. Show how much of the interest each of you paid, and give the name and address of the person who received the form. Deduct your share of the interest on Schedule A (Form 1040), line 11, and print "See attached" next to the line.

Similarly, if you are the payer of record on a mortgage on which there are other borrowers entitled to a deduction for the interest shown on the Form 1098 you received, deduct only your share of the interest on Schedule A (Form 1040), line 10. You should let each of the other borrowers know what his or her share is.

Mortgage proceeds used for business or investment. If your home mortgage interest deduction is limited but all or part of the mortgage proceeds were used for business, investment, or other deductible activities, see Table 23-1. It shows where to deduct the part of your excess interest that is for those activities.

Investment interest. Deduct investment interest, subject to certain limits discussed in Publication 550, on Schedule A (Form 1040), line 13.

Amortization of bond premium. There are various ways to treat the premium you pay to buy taxable bonds. See *Bond Premium Amortization* in Publication 550.

Income-producing rental or royalty interest. Deduct interest on a loan for income-producing rental or royalty property that is not used in your business in Part I of Schedule E (Form 1040).

Example. You rent out part of your home and borrow money to make repairs. You can deduct only the interest payment for the rented part in Part I of Schedule E (Form 1040). Deduct the rest of the interest payment on Schedule A (Form 1040) if it is deductible home mortgage interest.

Table 23-1. Where To Deduct Your Interest Expense

IF you have ...	THEN deduct it on ...	AND for more information go to ...
Deductible student loan interest	Form 1040, line 33 or Form 1040A, line 18	Publication 970
Deductible home mortgage interest and points reported on Form 1098	Schedule A (Form 1040), line 10	Publication 936
Deductible home mortgage interest <i>not</i> reported on Form 1098	Schedule A (Form 1040), line 11	Publication 936
Deductible points <i>not</i> reported on Form 1098	Schedule A (Form 1040), line 12	Publication 936
Deductible investment interest (other than interest incurred to produce rents or royalties)	Schedule A (Form 1040), line 13	Publication 550
Deductible business interest (non-farm)	Schedule C or C-EZ (Form 1040)	Publication 535
Deductible farm business interest	Schedule F (Form 1040)	Publications 225 and 535
Deductible interest incurred to produce rents or royalties	Schedule E (Form 1040)	Publications 527 and 535
Personal interest	Not Deductible	

24.

Contributions

What's New for 2005

Katrina Emergency Tax Relief Act of 2005. This Act provides tax relief for persons affected by Hurricane Katrina. Under the Act, you may be able to:

- Use a higher standard mileage rate,
- Exclude mileage reimbursements from income, and
- Claim a deduction in excess of the usual limits shown in *Limits on Deductions* in this chapter.

See Publication 4492.

Contributions of cars, boats, and airplanes. If you donate a car, boat, or airplane to a qualified organization after 2004, your deduction generally is limited to the gross proceeds from its sale by the organization. This rule applies if the claimed value of the donated vehicle is more than \$500.

For exceptions and more information, see *Cars, Boats and Airplanes* under *Contributions of Property*.

Reminders

Disaster relief. You can deduct contributions earmarked for flood relief, hurricane relief, or other disaster relief to a qualified organization (defined later under *Organizations That Qualify To Receive Deductible Contributions*). However, you cannot deduct contributions earmarked for relief of a particular individual or family.

Written acknowledgment required. You can claim a deduction for a contribution of \$250 or more only if you have a written acknowledgment of your contribution from the qualified organization or if you have certain payroll deduction records. For more information, see *Records To Keep*, later in this chapter.

Payment partly for goods or services. A qualified organization must give you a written statement if you make a payment that is more than \$75 and is partly a contribution and partly for goods or services. The statement must tell you that you can deduct only the amount of your payment that is more than the value of the goods or services you received. It must also give you a good faith estimate of the value of those goods or services. See *Contributions From Which You Benefit*, later in this chapter, for more information.

Limit on itemized deductions. If your adjusted gross income is more than \$145,950

(\$72,975 if you are married filing separately), the overall amount of your itemized deductions may be limited. See chapter 29 for more information about this limit.

Introduction

This chapter explains how to claim a deduction for your charitable contributions. It discusses:

- Organizations that are qualified to receive deductible charitable contributions,
- The types of contributions you can deduct,
- How much you can deduct,
- What records to keep, and
- How to report your charitable contributions.

A charitable contribution is a donation or gift to, or for the use of, a qualified organization. It is voluntary and is made without getting, or expecting to get, anything of equal value.

Form 1040 required. To deduct a charitable contribution, you must file Form 1040 and itemize deductions on Schedule A. The amount of your deduction may be limited if certain rules and limits explained in this chapter apply to you.

Useful Items

You may want to see:

Publication

- ☐ **78** Cumulative List of Organizations
- ☐ **526** Charitable Contributions
- ☐ **561** Determining the Value of Donated Property

Form (and Instructions)

- ☐ **Schedule A (Form 1040)** Itemized Deductions
- ☐ **8283** Noncash Charitable Contributions

Organizations That Qualify To Receive Deductible Contributions

You can deduct your contributions only if you make them to a qualified organization. To become a qualified organization, most organizations other than churches and governments, as described below, must apply to the IRS.



You can ask any organization whether it is a qualified organization, and most will be able to tell you. Or you can check IRS Publication 78, which lists

most qualified organizations. You may find Publication 78 in your local library's reference section, or on the internet at www.irs.gov. You can also call the IRS Tax Exempt/Government Entities Customer Service at 1-877-829-5500 to find out if an organization is qualified.

Types of Qualified Organizations

Generally, only the five following types of organizations can be qualified organizations.

1. A community chest, corporation, trust, fund, or foundation organized or created in or under the laws of the United States, any state, the District of Columbia, or any possession of the United States (including Puerto Rico). It must be organized and operated only for one or more of the following purposes.
 - a. Religious.
 - b. Charitable.
 - c. Educational.
 - d. Scientific.
 - e. Literary.
 - f. The prevention of cruelty to children or animals.

Certain organizations that foster national or international amateur sports competition also qualify.

2. War veterans' organizations, including posts, auxiliaries, trusts, or foundations, organized in the United States or any of its possessions.
3. Domestic fraternal societies, orders, and associations operating under the lodge system.

Note. Your contribution to this type of organization is deductible only if it is to be used solely for charitable, religious, scientific, literary, or educational purposes, or for the prevention of cruelty to children or animals.
4. Certain nonprofit cemetery companies or corporations.

Note. Your contribution to this type of organization is not deductible if it can be used for the care of a specific lot or mausoleum crypt.
5. The United States or any state, the District of Columbia, a U.S. possession (including Puerto Rico), a political subdivision of a state or U.S. possession, or an Indian tribal government or any of its subdivisions that perform substantial government functions.

Note. To be deductible, your contribution to this type of organization must be made solely for public purposes.

Table 24-1. Examples of Charitable Contributions—A Quick Check

Deductible As Charitable Contributions	Not Deductible As Charitable Contributions
<p>Money or property you give to:</p> <ul style="list-style-type: none"> • Churches, synagogues, temples, mosques, and other religious organizations • Federal, state, and local governments, if your contribution is solely for public purposes (for example, a gift to reduce the public debt) • Nonprofit schools and hospitals • Public parks and recreation facilities (but not entry or usage fees) • Salvation Army, Red Cross, CARE, Goodwill Industries, United Way, Boy Scouts, Girl Scouts, Boys and Girls Clubs of America, etc. • War veterans groups <p>Costs you pay for a student living with you, sponsored by a qualified organization</p> <p>Out-of-pocket expenses when you serve a qualified organization as a volunteer</p>	<p>Money or property you give to:</p> <ul style="list-style-type: none"> • Civic leagues, social and sports clubs, labor unions, and chambers of commerce • Foreign organizations (except certain Canadian, Israeli, and Mexican charities) • Groups that are run for personal profit • Groups whose purpose is to lobby for law changes • Homeowners' associations • Individuals • Political groups or candidates for public office <p>Noncharitable payments to federal, state, and local governments</p> <p>Cost of raffle, bingo, or lottery tickets</p> <p>Dues, fees, or bills paid to country clubs, lodges, fraternal orders, or similar groups</p> <p>Tuition</p> <p>Value of your time or services</p> <p>Value of blood given to a blood bank</p>

Examples. Qualified organizations include:

- Churches, a convention or association of churches, temples, synagogues, mosques, and other religious organizations.
- Most nonprofit charitable organizations such as the Red Cross and the United Way.
- Most nonprofit educational organizations, including the Boy and Girl Scouts of America, colleges, museums, and day-care centers if substantially all the child care provided is to enable individuals (the parents) to be gainfully employed and the services are available to the general public. However, if your contribution is a substitute for tuition or other enrollment fee, it is not deductible as a charitable contribution, as explained later under *Contributions You Cannot Deduct*.
- Nonprofit hospitals and medical research organizations.
- Utility company emergency energy programs, if the utility company is an agent for a charitable organization that assists individuals with emergency energy needs.
- Nonprofit volunteer fire companies.
- Public parks and recreation facilities (but not entry or usage fees).
- Civil defense organizations.

Certain foreign charitable organizations.

Under income tax treaties with Canada, Israel, and Mexico, you may be able to deduct contributions to certain Canadian, Israeli, or Mexican charitable organizations. Generally, you must have income from sources in that country. For additional information on the deduction of contributions to Canadian charities, see Publication 597, *Information on the United States–Canada Income Tax Treaty*. If you need more information on how to figure your contribution to Mexican and Israeli charities, see Publication 526.

Contributions You Can Deduct

Generally, you can deduct your contributions of money or property that you make to, or for the use of, a qualified organization. A gift or contribution is “for the use of” a qualified organization when it is held in a legally enforceable trust for the qualified organization or in a similar legal arrangement.

If you give property to a qualified organization, you generally can deduct the fair market value of the property at the time of the contribution. See *Contributions of Property*, later in this chapter.

Your deduction for charitable contributions is generally limited to 50% of your adjusted gross

income, but in some cases 20% and 30% limits may apply. See *Limits on Deductions*, later.

Table 24-1 lists some examples of contributions you can deduct and some that you cannot deduct.

Contributions From Which You Benefit

If you receive a benefit as a result of making a contribution to a qualified organization, you can deduct only the amount of your contribution that is more than the value of the benefit you receive.

If you pay more than fair market value to a qualified organization for merchandise, goods, or services, the amount you pay that is more than the value of the item can be a charitable contribution. For the excess amount to qualify, you must pay it with the intent to make a charitable contribution.

Example 1. You pay \$65 for a ticket to a dinner-dance at a church. All of the proceeds of the function go to the church. The ticket to the dinner-dance has a fair market value of \$25. When you buy your ticket, you know that its value is less than your payment. To figure the amount of your charitable contribution, you subtract the value of the benefit you receive (\$25) from your total payment (\$65). You can deduct \$40 as a contribution to the church.

Example 2. At a fund-raising auction conducted by a charity, you pay \$600 for a week’s stay at a beach house. The amount you pay is no more than the fair rental value. You have not made a deductible charitable contribution.

Athletic events. If you make a payment to, or for the benefit of, a college or university and, as a result, you receive the right to buy tickets to an athletic event in the athletic stadium of the college or university, you can deduct 80% of the payment as a charitable contribution.

If any part of your payment is for tickets (rather than the right to buy tickets), that part is not deductible. In that case, subtract the price of the tickets from your payment. 80% of the remaining amount is a charitable contribution.

Example 1. You pay \$300 a year for membership in an athletic scholarship program maintained by a university (a qualified organization). The only benefit of membership is that you have the right to buy one season ticket for a seat in a designated area of the stadium at the university’s home football games. You can deduct \$240 (80% of \$300) as a charitable contribution.

Example 2. The facts are the same as in Example 1 except that your \$300 payment included the purchase of one season ticket for the stated ticket price of \$120. You must subtract the usual price of a ticket (\$120) from your \$300 payment. The result is \$180. Your deductible charitable contribution is \$144 (80% of \$180).

Charity benefit events. If you pay a qualified organization more than fair market value for the right to attend a charity ball, banquet, show, sporting event, or other benefit event, you can deduct only the amount that is more than the

Table 24-2. Volunteers' Questions and Answers

Question	Answer
<p>I do volunteer work 6 hours a week in the office of a qualified organization. The receptionist is paid \$6 an hour to do the same work I do. Can I deduct \$36 a week for my time?</p> <p>The office is 30 miles from my home. Can I deduct any of my car expenses for these trips?</p>	<p>No, you cannot deduct the value of your time or services.</p> <p>Yes, you can deduct the costs of gas and oil that are directly related to getting to and from the place where you are a volunteer. If you don't want to figure your actual costs, you can deduct 14 cents for each mile.</p>
<p>I volunteer as a Red Cross nurse's aide at a hospital. Can I deduct the cost of uniforms that I must wear?</p>	<p>Yes, you can deduct the cost of buying and cleaning your uniforms if the hospital is a qualified organization, the uniforms are not suitable for everyday use, and you must wear them when volunteering.</p>
<p>I pay a babysitter to watch my children while I do volunteer work for a qualified organization. Can I deduct these costs?</p>	<p>No, you cannot deduct payments for child care expenses as a charitable contribution, even if they are necessary so you can do volunteer work for a qualified organization. (If you have child care expenses so you can work for pay, see chapter 32.)</p>

value of the privileges or other benefits you receive.

If there is an established charge for the event, that charge is the value of your benefit. If there is no established charge, your contribution is that part of your payment that is more than the reasonable value of the right to attend the event. Whether you use the tickets or other privileges has no effect on the amount you can deduct. However, if you return the ticket to the qualified organization for resale, you can deduct the entire amount you paid for the ticket.



Even if the ticket or other evidence of payment indicates that the payment is a "contribution," this does not mean you can deduct the entire amount. If the ticket shows the price of admission and the amount of the contribution, you can deduct the contribution amount.

Example. You pay \$40 to see a special showing of a movie for the benefit of a qualified organization. Printed on the ticket is "Contribution—\$40." If the regular price for the movie is \$8, your contribution is \$32 (\$40 payment – \$8 regular price).

Membership fees or dues. You may be able to deduct membership fees or dues you pay to a qualified organization. However, you can deduct only the amount that is more than the value of the benefits you receive. You cannot deduct dues, fees, or assessments paid to country clubs and other social organizations. They are not qualified organizations.

Certain membership benefits can be disregarded. Both you and the organization can disregard certain membership benefits you get in return for an annual payment of \$75 or less to the qualified organization. You can pay more than \$75 to the organization if the organization does not require a larger payment for you to get the benefits. The following benefits are covered under this rule.

1. Any rights or privileges, other than those discussed under *Athletic events*, earlier, that you can use frequently while you are a member, such as:
 - a. Free or discounted admission to the organization's facilities or events,
 - b. Free or discounted parking,
 - c. Preferred access to goods or services, and
 - d. Discounts on the purchase of goods and services.
2. Admission, while you are a member, to events that are open only to members of the organization, if the organization reasonably projects that the cost per person (excluding any allocated overhead) is not more than \$8.30.

Token items. You can deduct your entire payment to a qualified organization as a charitable contribution if both of the following are true.

- You get a small item or other benefit of token value.
- The qualified organization correctly determines that the value of the item or benefit you received is not substantial and informs you that you can deduct your payment in full.

Written statement. A qualified organization must give you a written statement if you make a payment to it that is more than \$75 and is partly a contribution and partly for goods or services. The statement must tell you that you can deduct only the amount of your payment that is more than the value of the goods or services you received. It must also give you a good faith estimate of the value of those goods or services.

The organization can give you the statement either when it solicits or when it receives the payment from you.

Exception. An organization will not have to give you this statement if one of the following is true.

1. The organization is:
 - a. The type of organization described in (5) under *Types of Qualified Organizations*, earlier, or
 - b. Formed only for religious purposes, and the only benefit you receive is an intangible religious benefit (such as admission to a religious ceremony) that generally is not sold in commercial transactions outside the donative context.
2. You receive only items whose value is not substantial. See *Token items*, earlier.
3. You receive only membership benefits that can be disregarded, as described earlier.

Expenses Paid for Student Living With You

You may be able to deduct some expenses of having a student live with you. You can deduct qualifying expenses for a foreign or American student who:

1. Lives in your home under a written agreement between you and a qualified organization as part of a program of the organization to provide educational opportunities for the student,
2. Is not your relative or dependent, and
3. Is a full-time student in the twelfth or any lower grade at a school in the United States.



You can deduct up to \$50 a month for each full calendar month the student lives with you. Any month when conditions (1) through (3) above are met for 15 days or more counts as a full month.

For additional information, see *Expenses Paid for Student Living With You* in Publication 526.

Mutual exchange program. You cannot deduct the costs of a foreign student living in your home under a mutual exchange program through which your child will live with a family in a foreign country.

Out-of-Pocket Expenses in Giving Services

You may be able to deduct some amounts you pay in giving services to a qualified organization. The amounts must be:

- Unreimbursed,
- Directly connected with the services,
- Expenses you had only because of the services you gave, and
- Not personal, living, or family expenses.

Table 24-2 contains questions and answers that apply to some individuals who volunteer their services.

Conventions. If you are a chosen representative attending a convention of a qualified organization, you can deduct actual unreimbursed expenses for travel and transportation, including a reasonable amount for meals and lodging, while away from home overnight in connection with the convention. However, see *Travel*, later.

You cannot deduct personal expenses for sightseeing, fishing parties, theater tickets, or nightclubs. You also cannot deduct travel, meals and lodging, and other expenses for your spouse or children.

You cannot deduct your expenses in attending a church convention if you go only as a member of your church rather than as a chosen representative. You can deduct unreimbursed expenses that are directly connected with giving services for your church during the convention.

Uniforms. You can deduct the cost and upkeep of uniforms that are not suitable for everyday use and that you must wear while performing donated services for a charitable organization.

Foster parents. You may be able to deduct as a charitable contribution some of the costs of being a foster parent (foster care provider) if you have no profit motive in providing the foster care and are not, in fact, making a profit. A qualified organization must designate the individuals you take into your home for foster care.

You can deduct expenses that meet both of the following requirements.

1. They are unreimbursed out-of-pocket expenses to feed, clothe, and care for the foster child.
2. They must be mainly to benefit the qualified organization.

Unreimbursed expenses that you cannot deduct as charitable contributions may be considered support provided by you in determining whether you can claim the foster child as a dependent. For details, see chapter 3.

Example. You cared for a foster child because you wanted to adopt her, not to benefit the agency that placed her in your home. Your unreimbursed expenses are not deductible as charitable contributions.

Car expenses. You can deduct unreimbursed out-of-pocket expenses, such as the cost of gas and oil, that are directly related to the use of your car in giving services to a charitable organization. You cannot deduct general repair and maintenance expenses, depreciation, registration fees, or the costs of tires or insurance.

If you do not want to deduct your actual expenses, you can use a standard mileage rate of 14 cents a mile to figure your contribution.

You can deduct parking fees and tolls whether you use your actual expenses or the standard mileage rate.

You must keep reliable written records of your car expenses. For more information, see *Car expenses* under *Records To Keep*, later.

Travel. Generally, you can claim a charitable contribution deduction for travel expenses necessarily incurred while you are away from home performing services for a charitable organization only if there is no significant element of personal pleasure, recreation, or vacation in the travel. This applies whether you pay the expenses directly or indirectly. You are paying the expenses indirectly if you make a payment to the charitable organization and the organization pays for your travel expenses.

The deduction for travel expenses will not be denied simply because you enjoy providing services to the charitable organization. Even if you enjoy the trip, you can take a charitable contribution deduction for your travel expenses if you are on duty in a genuine and substantial sense throughout the trip. However, if you have only nominal duties, or if for significant parts of the trip you do not have any duties, you cannot deduct your travel expenses.

Example 1. You are a troop leader for a tax-exempt youth group and you help take the group on a camping trip. You are responsible for overseeing the setup of the camp and for providing adult supervision for other activities during the entire trip. You participate in the activities of the group and really enjoy your time with them. You oversee the breaking of camp and you help transport the group home. You can deduct your travel expenses.

Example 2. You sail from one island to another and spend 8 hours a day counting whales and other forms of marine life. The project is sponsored by a charitable organization. In most circumstances, you cannot deduct your expenses.

Example 3. You work for several hours each morning on an archaeological dig sponsored by a charitable organization. The rest of the day is free for recreation and sightseeing. You cannot take a charitable contribution deduction even though you work very hard during those few hours.

Example 4. You spend the entire day attending a charitable organization's regional meeting as a chosen representative. In the evening you go to the theater. You can claim your travel expenses as charitable contributions, but

you cannot claim the cost of your evening at the theater.

Daily allowance (per diem). If you provide services for a charitable organization and receive a daily allowance to cover reasonable travel expenses, including meals and lodging while away from home overnight, you must include in income the amount of the allowance that is more than your deductible travel expenses. You can deduct your necessary travel expenses that are more than the allowance.

Deductible travel expenses. These include:

- Air, rail, and bus transportation,
- Out-of-pocket expenses for your car,
- Taxi fares or other costs of transportation between the airport or station and your hotel,
- Lodging costs, and
- The cost of meals.

Because these travel expenses are not business-related, they are not subject to the same limits as business-related expenses. For information on business travel expenses, see *Travel Expenses* in chapter 26.

Contributions You Cannot Deduct

There are some contributions you cannot deduct, such as those made to specific individuals and those made to nonqualified organizations. (See *Contributions to Individuals* and *Contributions to Nonqualified Organizations*, next). There are others you can deduct only part of, as discussed later under *Contributions From Which You Benefit*.

Contributions to Individuals

You cannot deduct contributions to specific individuals, including the following:

- Contributions to fraternal societies made for the purpose of paying medical or burial expenses of deceased members.
- Contributions to individuals who are needy or worthy. This includes contributions to a qualified organization if you indicate that your contribution is for a specific person. But you can deduct a contribution that you give to a qualified organization that in turn helps needy or worthy individuals if you do not indicate that your contribution is for a specific person.
- Payments to a member of the clergy that can be spent as he or she wishes, such as for personal expenses.
- Expenses you paid for another person who provided services to a qualified organization.

Example. Your son does missionary work. You pay his expenses. You cannot claim a deduction for your son's unreimbursed ex-

penses related to his contribution of services.

- Payments to a hospital that are for services for a specific patient. You cannot deduct these payments even if the hospital is operated by a city, a state, or other qualified organization.

Contributions to Nonqualified Organizations

You cannot deduct contributions to organizations that are not qualified to receive tax-deductible contributions, including the following.

1. Certain state bar associations if:
 - a. The state bar is not a political subdivision of a state,
 - b. The bar has private, as well as public, purposes, such as promoting the professional interests of members, and
 - c. Your contribution is unrestricted and can be used for private purposes.
2. Chambers of commerce and other business leagues or organizations (but see chapter 28).
3. Civic leagues and associations.
4. Communist organizations.
5. Country clubs and other social clubs.
6. Foreign organizations other than:
 - a. A U.S. organization that transfers funds to a charitable foreign organization if the U.S. organization controls the use of the funds or if the foreign organization is only an administrative arm of the U.S. organization, or
 - b. Certain Canadian, Israeli, or Mexican charitable organizations. See *Certain foreign charitable organizations under Organizations That Qualify To Receive Deductible Contributions*, earlier.
7. Homeowners' associations.
8. Labor unions (but see chapter 28).
9. Political organizations and candidates.

Contributions From Which You Benefit

If you receive or expect to receive a financial or economic benefit as a result of making a contribution to a qualified organization, you cannot deduct the part of the contribution that represents the value of the benefit you receive. These contributions include the following.

- Contributions for lobbying. This includes amounts that you earmark for use in, or in connection with, influencing specific legislation.
- Contributions to a retirement home that are clearly for room, board, maintenance, or admittance. Also, if the amount of your

contribution depends on the type or size of apartment you will occupy, it is not a charitable contribution.

- Costs of raffles, bingo, lottery, etc. You cannot deduct as a charitable contribution amounts you pay to buy raffle or lottery tickets or to play bingo or other games of chance. For information on how to report gambling winnings and losses, see chapters 12 and 28.
- Dues to fraternal orders and similar groups. However, see *Membership fees or dues*, earlier, under *Contributions You Can Deduct*.
- Tuition, or amounts you pay instead of tuition, even if you pay them for children to attend parochial schools or qualifying non-profit day-care centers. You also cannot deduct any fixed amount you may be required to pay in addition to the tuition fee to enroll in a private school, even if it is designated as a "donation."

Value of Time or Services

You cannot deduct the value of your time or services, including:

- Blood donations to the Red Cross or to blood banks, and
- The value of income lost while you work as an unpaid volunteer for a qualified organization.

Personal Expenses

You cannot deduct personal, living, or family expenses, such as:

- The cost of meals you eat while you perform services for a qualified organization unless it is necessary for you to be away from home overnight while performing the services, or
- Adoption expenses, including fees paid to an adoption agency and the costs of keeping a child in your home before adoption is final (but see *Adoption Credit* in chapter 37, and the instructions for Form 8839, *Qualified Adoption Expenses*).
You also may be able to claim an exemption for the child. See *Adopted child* in chapter 3.

Appraisal Fees

Fees that you pay to find the fair market value of donated property are not deductible as contributions (but see chapter 28).

Contributions of Property

If you contribute property to a qualified organization, the amount of your charitable contribution is generally the fair market value of the property at the time of the contribution. However, if the

property has increased in value, you may have to make some adjustments to the amount of your deduction. See *Giving Property That Has Increased in Value*, later.

For information about the records you must keep and the information you must furnish with your return if you donate property, see *Records To Keep* and *How To Report*, later.

Cars, boats, and airplanes. The following rules apply to any donation of a car to a qualified organization after December 31, 2004. These rules also apply to any donation of a boat, airplane, or any motor vehicle manufactured mainly for use on public streets, roads, and highways.

Deduction more than \$500. If the qualified organization sells the car and you claim a deduction of more than \$500, the following rules apply.

1. You can deduct the smaller of:
 - a. The car's fair market value on the date of the contribution, or
 - b. The gross proceeds from its sale by the organization.
2. You must attach to your return the copy of the Form 1098-C, *Contributions of Motor Vehicles, Boats, and Airplanes*, (or other statement containing the same information as Form 1098-C) you received from the organization. The Form 1098-C (or other statement) will show the gross proceeds from the sale of the car.

However, different rules apply if exception 1 or exception 2 (described next) applies.

If you do not attach Form 1098-C (or other statement), you cannot deduct your contribution.

You must get Form 1098-C (or other statement) within 30 days of the sale of the car. However, if you donated the car before September 2, 2005, you must get Form 1098-C (or other statement) within 30 days of the sale of the car or, if later, October 1, 2005.

Exception 1—vehicle used or improved by organization. If the qualified organization makes a significant intervening use of or material improvement to the car before transferring it and you claim a deduction of more than \$500, the following rules apply.

- You generally can deduct the car's fair market value at the time of the contribution.
- You must attach to your return a copy of Form 1098-C (or other statement containing the same information as Form 1098-C).

The Form 1098-C (or other statement) will show whether the qualified organization makes a significant intervening use of or material improvement to the car.

If you do not attach Form 1098-C (or other statement), you cannot deduct your contribution.

You must get Form 1098-C (or other statement) within 30 days of your donation. However, if you donated the car before September 2, 2005, you have until October 1, 2005, to get Form 1098-C (or other statement).

Exception 2—vehicle given or sold to needy individual. If the qualified organization will give the car, or sell it for a price well below fair market value, to a needy individual to further the organization's charitable purpose, and you claim a deduction of more than \$500, the following rules apply.

- You generally can deduct the car's fair market value at the time of the contribution.
- You must attach to your return a copy of Form 1098-C (or other statement containing the same information as Form 1098-C).

The Form 1098-C (or other statement) will show whether this exception applies.

If you do not attach Form 1098-C (or other statement), you cannot deduct your contribution.

You must get Form 1098-C (or other statement) within 30 days of your donation. However, if you donated the car before September 2, 2005, you have until October 1, 2005, to get Form 1098-C (or other statement).

Example. Anita donates a used car to a qualified organization. A used car guide shows the fair market value for this type of car is \$6,000. However, Anita gets a Form 1098-C from the organization showing the car was sold for \$900. Neither exception 1 nor exception 2 applies. If Anita itemizes her deductions, she can deduct \$900 for her donation. She must attach the Form 1098-C to her return.

Deduction \$500 or less. If the qualified organization sells the car for \$500 or less and exceptions 1 and 2 (described earlier) do not apply, the following rules apply.

1. You can deduct the smaller of:
 - a. The car's fair market value on the date of the contribution, or
 - b. \$500.
2. If the car's fair market value is \$250 or more, you must include with your return a written statement from the qualified organization acknowledging your donation. The statement must contain the information and meet the tests for an acknowledgment described under *Deductions of At Least \$250 But Not More Than \$500 under Records To Keep*, later.

Partial interest in property. Generally, you cannot deduct a charitable contribution (not made by a transfer in trust) of less than your entire interest in property.

Right to use property. A contribution of the right to use property is a contribution of less than your entire interest in that property and is not deductible. For exceptions and more information, see *Partial Interest in Property Not in Trust* in Publication 561.

Future interests in tangible personal property. You can deduct the value of a charitable contribution of a future interest in tangible personal property only after all intervening interests in and rights to the actual possession or enjoyment of the property have either expired or

been turned over to someone other than yourself, a related person, or a related organization.

Future interest. This is any interest that is to begin at some future time, regardless of whether it is designated as a future interest under state law.

Determining Fair Market Value

This section discusses general guidelines for determining the fair market value of various types of donated property.

Fair market value is the price at which property would change hands between a willing buyer and a willing seller, neither having to buy or sell, and both having reasonable knowledge of all the relevant facts. Publication 561 contains a more complete discussion.

Used clothing and household goods. Generally, the fair market value of used clothing and household goods is far less than its original cost.

For used clothing, you should claim as the value the price that buyers of used items actually pay in used clothing stores, such as consignment or thrift shops. See *Household Goods* in Publication 561 for information on the valuation of household goods, such as furniture, appliances, and linens.

Example. Dawn Greene donated a coat to a thrift store operated by her church. She paid \$300 for the coat 3 years ago. Similar coats in the thrift store sell for \$50. The fair market value of the coat is reasonably determined to be \$50. Dawn's donation is limited to \$50.

Cars, boats, and aircraft. If you contribute a car, boat, or aircraft to a charitable organization, you must determine its fair market value. Certain commercial firms and trade organizations publish used car pricing guides, commonly called "blue books," containing complete dealer sale prices or dealer average prices for recent model years. The guides may be published monthly or seasonally and for different regions of the country. These guides also provide estimates for adjusting for unusual equipment, unusual mileage, and physical condition. The prices are not "official" and these publications are not considered an appraisal of any specific donated property. But they do provide clues for making an appraisal and suggest relative prices for comparison with current sales and offerings in your area.

Example. You donate a used car in poor condition to a local high school for use by students studying car repair. A used car guide shows the dealer retail value for this type of car in poor condition is \$1,600. However, the guide shows the price for a private party sale of the car is only \$750. The fair market value of the car is considered to be \$750.

Large quantities. If you contribute a large number of the same item, fair market value is the price at which comparable numbers of the item are being sold.

Giving Property That Has Decreased in Value

If you contribute property with a fair market value that is less than your basis in it, your deduction is limited to its fair market value. You cannot claim a deduction for the difference between the property's basis and its fair market value.

Giving Property That Has Increased in Value

If you contribute property with a fair market value that is more than your basis in it, you may have to reduce the fair market value by the amount of appreciation (increase in value) when you figure your deduction.

Your basis in property is generally what you paid for it. See chapter 13 if you need more information about basis.

Different rules apply to figuring your deduction, depending on whether the property is:

1. Ordinary income property, or
2. Capital gain property.

Ordinary income property. Property is ordinary income property if its sale at fair market value on the date it was contributed would have resulted in ordinary income or in short-term capital gain. Examples of ordinary income property are inventory, works of art created by the donor, manuscripts prepared by the donor, and capital assets held 1 year or less.

Amount of deduction. The amount you can deduct for a contribution of ordinary income property is its fair market value minus the amount that would be ordinary income or short-term capital gain if you sold the property for its fair market value. Generally, this rule limits the deduction to your basis in the property.

Example. You donate stock that you held for 5 months to your church. The fair market value of the stock on the day you donate it is \$1,000, but you paid only \$800 (your basis). Because the \$200 of appreciation would be short-term capital gain if you sold the stock, your deduction is limited to \$800 (fair market value minus the appreciation).

Capital gain property. Property is capital gain property if its sale at fair market value on the date of the contribution would have resulted in long-term capital gain. It includes capital assets held more than 1 year, as well as certain real property and depreciable property used in your trade or business and, generally, held more than 1 year.

Amount of deduction — general rule. When figuring your deduction for a gift of capital gain property, you usually can use the fair market value of the gift.

Exceptions. In certain situations, you must reduce the fair market value by any amount that would have been long-term capital gain if you had sold the property for its fair market value. Generally, this means reducing the fair market value to the property's cost or other basis.

Bargain sales. A bargain sale of property to a qualified organization (a sale or exchange for

less than the property's fair market value) is partly a charitable contribution and partly a sale or exchange. A bargain sale may result in a taxable gain.

More information. For more information on donated appreciated property, see *Giving Property That Has Increased in Value* in Publication 526.

When To Deduct

You can deduct your contributions only in the year you actually make them in cash or other property (or in a later carryover year, as explained later under *Carryovers*). This applies whether you use the cash or an accrual method of accounting.



Tsunami donations deducted in 2004. *If you made a cash contribution in January 2005 for the relief of victims of the December 26, 2004, Indian Ocean tsunami and chose to deduct it on your 2004 return, you cannot deduct it on your 2005 return.*

Time of making contribution. Usually, you make a contribution at the time of its unconditional delivery.

Checks. A check that you mail to a charity is considered delivered on the date you mail it.

Credit card. Contributions charged on your credit card are deductible in the year you make the charge.

Pay-by-phone account. If you use a pay-by-phone account, the date you make a contribution is the date the financial institution pays the amount. This date should be shown on the statement the financial institution sends to you.

Stock certificate. A gift to a charity of a properly endorsed stock certificate is completed on the date of mailing or other delivery to the charity or to the charity's agent. However, if you give a stock certificate to your agent or to the issuing corporation for transfer to the name of the charity, your gift is not completed until the date the stock is transferred on the books of the corporation.

Promissory note. If you issue and deliver a promissory note to a charitable organization as a contribution, it is not a contribution until you make the note payments.

Option. If you grant an option to buy real property at a bargain price to a charitable organization, you cannot take a deduction until the organization exercises the option.

Borrowed funds. If you make a contribution with borrowed funds, you can deduct the contribution in the year you make it, regardless of when you repay the loan.

Limits on Deductions

If your total contributions for the year are 20% or less of your adjusted gross income, you do not need to read this section. The limits discussed here do not apply to you.

The amount of your deduction is limited to 50% of your adjusted gross income and may be limited to 30% or 20% of your adjusted gross income, depending on the type of property you give and the type of organization you give it to. These limits are described below.

If your contributions are more than any of the limits that apply, see *Carryovers*, later.

50% Limit

This limit applies to the total of all charitable contributions you make during the year. This means that your deduction for charitable contributions cannot be more than 50% of your adjusted gross income for the year.

Generally, the 50% limit is the only limit that applies to gifts to organizations listed below under *50% limit organizations*. But there is one exception. A 30% limit also applies to these gifts if they are gifts of capital gain property for which you figure your deduction using fair market value without reduction for appreciation. (See *Special 30% Limit for Capital Gain Property*, later.)

50% limit organizations. You can ask any organization whether it is a 50% limit organization and most will be able to tell you. Or you can check IRS Publication 78 or call the IRS Tax Exempt/Government Entities Customer Service at the number listed earlier under *Organizations that Qualify To Receive Deductible Contributions*. The following is a partial list of the types of organizations that are 50% limit organizations.

- Churches and conventions or associations of churches.
- Educational organizations with a regular faculty and curriculum that normally have a regularly enrolled student body attending classes on site.
- Hospitals and certain medical research organizations associated with these hospitals.
- Publicly supported charities.
- Private operating foundations.
- Private nonoperating foundations that make qualifying distributions of 100% of contributions within 2½ months following the year they receive the contributions.
- Certain private foundations whose contributions are pooled in a common fund, the income and principal of which are paid to public charities.

30% Limit

A 30% limit applies to the following gifts.

- Gifts to all qualified organizations other than 50% limit organizations. This includes gifts to veterans' organizations, fraternal societies, nonprofit cemeteries, and certain private nonoperating foundations.
- Gifts for the use of any organization. However, if these gifts are of capital gain property, they are subject to the 20% limit, described later, rather than the 30% limit.

Student living with you. Amounts you spend on behalf of a student living with you are subject to the 30% limit. These amounts are considered a contribution for the use of a qualified organization. See *Expenses Paid for Student Living With You*, earlier.

Special 30% Limit for Capital Gain Property

A special 30% limit applies to gifts of capital gain property to 50% limit organizations. (For gifts of capital gain property to other organizations, see *20% Limit*, later.) However, the special 30% limit does not apply when you choose to reduce the fair market value of the property by the amount that would have been long-term capital gain if you had sold the property. Instead, only the 50% limit applies.

Two separate 30% limits. This special 30% limit for capital gain property is separate from the other 30% limit. Therefore, the deduction of a contribution subject to one 30% limit does not reduce the amount you can deduct for contributions subject to the other 30% limit. However, the total you deduct cannot be more than 50% of your adjusted gross income.

Example. Your adjusted gross income is \$50,000. During the year, you gave capital gain property with a fair market value of \$15,000 to a 50% limit organization. You do not choose to reduce the property's fair market value by its appreciation in value. You also gave \$10,000 cash to a qualified organization that is not a 50% limit organization. The \$15,000 gift of property is subject to the special 30% limit. The \$10,000 cash gift is subject to the other 30% limit. Both gifts are fully deductible because neither is more than the 30% limit that applies (\$15,000 in each case) and together they are not more than the 50% limit (\$25,000).

For more information, see the rules for electing the 50% limit for capital gain property under *How To Figure Your Deduction When Limits Apply* in Publication 526.

20% Limit

This limit applies to all gifts of capital gain property to or for the use of qualified organizations (other than gifts of capital gain property to 50% limit organizations).

Carryovers

You can carry over your contributions that you are not able to deduct in the current year because they exceed your adjusted-gross-income limits. You can deduct the excess in each of the next 5 years until it is used up, but not beyond that time. For more information, see *Carryovers* in Publication 526.

Records To Keep

You must keep records to prove the amount of the cash and noncash contributions you make during the year. The kind of records you must keep depends on the amount of your contribu-

tions and whether they are cash or noncash contributions.

Note. An organization generally must give you a written statement if it receives a payment from you that is more than \$75 and is partly a contribution and partly for goods or services. (See *Contributions From Which You Benefit* under *Contributions You Can Deduct*, earlier.) Keep the statement for your records. It may satisfy all or part of the recordkeeping requirements explained in the following discussions.

Cash Contributions

Cash contributions include those paid by cash, check, credit card, or payroll deduction. They also include your out-of-pocket expenses when donating your services.

For a contribution made in cash, the records you must keep depend on whether the contribution is:

- Less than \$250, or
- \$250 or more.

Amount of contribution. In figuring whether your contribution is \$250 or more, do not combine separate contributions. For example, if you gave your church \$25 each week, your weekly payments do not have to be combined. Each payment is a separate contribution.

If contributions are made by payroll deduction, the deduction from each paycheck is treated as a separate contribution.

If you made a payment that is partly for goods and services, as described earlier under *Contributions From Which You Benefit*, your contribution is the amount of the payment that is more than the value of the goods and services.

Contributions of Less Than \$250

For each cash contribution that is less than \$250, you must keep one of the following items.

1. A canceled check, or a legible and readable account statement that shows:
 - a. If payment was by check: the check number, amount, date posted, and to whom paid.
 - b. If payment was by electronic funds transfer: the amount, date posted, and to whom paid.
 - c. If payment was charged to a credit card: the amount, transaction date, and to whom paid.
2. A receipt (or a letter or other written communication) from the charitable organization showing the name of the organization, the date of the contribution, and the amount of the contribution.
3. Other reliable written records that include the information described in (2). Records may be considered reliable if they were made at or near the time of the contribution, and were regularly kept by you, or if, in the case of small donations, you have emblems, buttons, or other tokens that are

regularly given to persons making small cash contributions.

Car expenses. If you claim expenses directly related to the use of your car in giving services to a qualified organization, you must keep reliable written records of your expenses. Whether your records are considered reliable depends on all the facts and circumstances. Generally, they may be considered reliable if you made them regularly and at or near the time you had the expenses.

Your records must show the name of the organization you were serving and the date each time you used your car for a charitable purpose. If you use the standard mileage rate of 14 cents a mile, your records must show the miles you drove your car for the charitable purpose. If you deduct your actual expenses, your records must show the costs of operating the car that are directly related to a charitable purpose.

See *Car expenses*, earlier, under *Out-of-Pocket Expenses in Giving Services*, for the expenses you can deduct.

Contributions of \$250 or More

You can claim a deduction for a contribution of \$250 or more only if you have an acknowledgment of your contribution from the qualified organization or certain payroll deduction records.

If you made more than one contribution of \$250 or more, you must have either a separate acknowledgment for each or one acknowledgment that shows your total contributions.

Acknowledgment. The acknowledgment must meet these tests.

1. It must be written.
2. It must include:
 - a. The amount of cash you contributed,
 - b. Whether the qualified organization gave you any goods or services as a result of your contribution (other than certain token items and membership benefits), and
 - c. A description and good faith estimate of the value of any goods or services described in (b). If the only benefit you received was an intangible religious benefit (such as admission to a religious ceremony) that generally is not sold in a commercial transaction outside the donative context, the acknowledgment must say so and does not need to describe or estimate the value of the benefit.
3. You must get it on or before the earlier of:
 - a. The date you file your return for the year you make the contribution, or
 - b. The due date, including extensions, for filing the return.

Payroll deductions. If you make a contribution by payroll deduction, you do not need an acknowledgment from the qualified organization. But if your employer deducted \$250 or more from a single paycheck, you must keep:

- A pay stub, Form W-2, or other document furnished by your employer that proves the amount withheld, and
- A pledge card or other document from the qualified organization that states the organization does not provide goods or services in return for any contribution made to it by payroll deduction.

Out-of-pocket expenses. If you render services to a qualified organization and have unreimbursed out-of-pocket expenses related to those services, you can satisfy the written acknowledgment requirement just discussed if:

1. You have adequate records to prove the amount of the expenses, and
2. By the required date, you get an acknowledgment from the qualified organization that contains:
 - a. A description of the services you provided,
 - b. A statement of whether or not the organization provided you any goods or services to reimburse you for the expenses you incurred,
 - c. A description and a good faith estimate of the value of any goods or services (other than intangible religious benefits) provided to reimburse you, and
 - d. A statement of any intangible religious benefits provided to you.

Noncash Contributions

For a contribution not made in cash, the records you must keep depend on whether your deduction for the contribution is:

1. Less than \$250,
2. At least \$250 but not more than \$500,
3. Over \$500 but not more than \$5,000, or
4. Over \$5,000.

Amount of deduction. In figuring whether your deduction is \$500 or more, combine your claimed deductions for all similar items of property donated to any charitable organization during the year. If you received goods or services in return, as described earlier in *Contributions From Which You Benefit*, reduce your contribution by the value of those goods or services. If you figure your deduction by reducing the fair market value of the donated property by its appreciation, as described earlier in *Giving Property That Has Increased in Value*, your contribution is the reduced amount.

Deductions of Less Than \$250

If you make any noncash contribution, you must get and keep a receipt from the charitable organization showing:

1. The name of the charitable organization,
2. The date and location of the charitable contribution, and

3. A reasonably detailed description of the property.



A letter or other written communication from the charitable organization acknowledging receipt of the contribution and containing the information in (1), (2), and (3) will serve as a receipt.

You are not required to have a receipt where it is impractical to get one (for example, if you leave property at a charity's unattended drop site).

Additional records. You must also keep reliable written records for each item of donated property. Your written records must include the following information.

- The name and address of the organization to which you contributed.
- The date and location of the contribution.
- A description of the property in detail reasonable under the circumstances. For a security, keep the name of the issuer, the type of security, and whether it is regularly traded on a stock exchange or in an over-the-counter market.
- The fair market value of the property at the time of the contribution and how you figured the fair market value. If it was determined by appraisal, keep a signed copy of the appraisal.
- The cost or other basis of the property if you must reduce its fair market value by appreciation. Your records should also include the amount of the reduction and how you figured it. If you choose the 50% limit instead of the special 30% limit on certain capital gain property, you must keep a record showing the years for which you made the choice, contributions for the current year to which the choice applies, and carryovers from preceding years to which the choice applies. See *How To Figure Your Deduction When Limits Apply* in Publication 526 for information on how to make the capital gain property election.
- The amount you claim as a deduction for the tax year as a result of the contribution, if you contribute less than your entire inter-

est in the property during the tax year. Your records must include the amount you claimed as a deduction in any earlier years for contributions of other interests in this property. They must also include the name and address of each organization to which you contributed the other interests, the place where any such tangible property is located or kept, and the name of any person in possession of the property, other than the organization to which you contributed.

- The terms of any conditions attached to the gift of property.

Deductions of At Least \$250 But Not More Than \$500

If you claim a deduction of at least \$250 but not more than \$500 for a noncash charitable contribution, you must get and keep an acknowledgment of your contribution from the qualified organization. If you made more than one contribution of \$250 or more, you must have either a separate acknowledgment for each or one acknowledgment that shows your total contribution.

The acknowledgment must contain the information in items (1) through (3) listed under *Deductions of Less Than \$250*, earlier, and your written records must include the information listed in that discussion under *Additional records*.

The acknowledgment must also meet these tests.

1. It must be written.
2. It must include:
 - a. A description (but not necessarily the value) of any property you contributed,
 - b. Whether the qualified organization gave you any goods or services as a result of your contribution (other than certain token items and membership benefits), and
 - c. A description and good faith estimate of the value of any goods or services de-

scribed in (b). If the only benefit you received was an intangible religious benefit (such as admission to a religious ceremony) that generally is not sold in a commercial transaction outside the donative context, the acknowledgment must say so and does not need to describe or estimate the value of the benefit.

3. You must get it on or before the earlier of:
 - a. The date you file your return for the year you make the contribution, or
 - b. The due date, including extensions, for filing the return.

Deductions Over \$500

You are required to give additional information if you claim a deduction over \$500 for noncash charitable contributions. See *Records To Keep* in Publication 526 for more information.

Qualified Conservation Contribution

If the gift was a qualified conservation contribution, your records must also include the fair market value of the underlying property before and after the gift and the conservation purpose furthered by the gift. See *Qualified conservation contribution* in Publication 561 for more information.

How To Report

Report your charitable contributions on Schedule A (Form 1040).

If your total deduction for all noncash contributions for the year is over \$500, you must also file Form 8283. See *How To Report* in Publication 526 for more information.

25.

Nonbusiness Casualty and Theft Losses

What's New

Katrina Emergency Tax Relief Act of 2005.

This Act provides tax relief for persons affected by Hurricane Katrina. Under the Act, you may be able to forgo the limits on personal casualty losses and extend the replacement period for property in the Hurricane Katrina disaster area. You may also be able to postpone certain tax deadlines. See Publication 4492.

Introduction

This chapter explains the tax treatment of personal (not business related) casualty losses, theft losses, and losses on deposits.

The chapter also explains the following topics.

- How to figure the amount of your loss.
- How to treat insurance and other reimbursements you receive.
- The deduction limits.
- When and how to report a casualty or theft.

Forms to file. When you have a casualty or theft, you have to file Form 4684. You will also have to file one or both of the following forms.

- Schedule A (Form 1040), Itemized Deductions
- Schedule D (Form 1040), Capital Gains and Losses

Condemnations. For information on condemnations of property, see *Involuntary Conversions* in chapter 1 of Publication 544.

Workbook for casualties and thefts. Publication 584 is available to help you make a list of your stolen or damaged personal-use property and figure your loss. It includes schedules to help you figure the loss on your home, its contents, and your motor vehicles.

Other sources of information. For information on a casualty or theft loss of business or income-producing property, see Publication 547.

Useful Items

You may want to see:

Publication

- ❑ **544** Sales and Other Dispositions of Assets
- ❑ **547** Casualties, Disasters, and Thefts
- ❑ **584** Casualty, Disaster, and Theft Loss Workbook (Personal-Use Property)

Form (and Instructions)

- ❑ **Schedule A (Form 1040)** Itemized Deductions
 - ❑ **Schedule D (Form 1040)** Capital Gains and Losses
 - ❑ **4684** Casualties and Thefts
-

Casualty

A casualty is the damage, destruction, or loss of property resulting from an identifiable event that is sudden, unexpected, or unusual.

- A sudden event is one that is swift, not gradual or progressive.
- An unexpected event is one that is ordinarily unanticipated and unintended.
- An unusual event is one that is not a day-to-day occurrence and that is not typical of the activity in which you were engaged.

Deductible losses. Deductible casualty losses can result from a number of different causes, including the following.

- Car accidents (but see *Nondeductible losses*, next, for exceptions).
- Earthquakes.
- Fires (but see *Nondeductible losses*, next, for exceptions).
- Floods.
- Government-ordered demolition or relocation of a home that is unsafe to use because of a disaster as discussed under *Disaster Area Losses* in Publication 547.
- Mine cave-ins.
- Shipwrecks.
- Sonic booms.
- Storms, including hurricanes and tornadoes.
- Terrorist attacks.
- Vandalism.
- Volcanic eruptions.

Nondeductible losses. A casualty loss is not deductible if the damage or destruction is caused by the following.

- Accidentally breaking articles such as glassware or china under normal conditions.
- A family pet.
- A fire if you willfully set it or pay someone else to set it.
- A car accident if your willful negligence or willful act caused it. The same is true if the willful act or willful negligence of someone acting for you caused the accident.
- Progressive deterioration (explained next).

Progressive deterioration. Loss of property due to progressive deterioration is not deductible as a casualty loss. This is because the damage results from a steadily operating cause or a normal process, rather than from a sudden event. The following are examples of damage due to progressive deterioration.

- The steady weakening of a building due to normal wind and weather conditions.
 - The deterioration and damage to a water heater that bursts. However, the rust and water damage to rugs and drapes caused by the bursting of a water heater does qualify as a casualty.
 - Most losses of property caused by droughts. To be deductible, a drought-related loss generally must be incurred in a trade or business or in a transaction entered into for profit.
 - Termite or moth damage.
 - The damage or destruction of trees, shrubs, or other plants by a fungus, disease, insects, worms, or similar pests. However, a sudden destruction due to an unexpected or unusual infestation of beetles or other insects may result in a casualty loss.
-

Theft

A theft is the taking and removing of money or property with the intent to deprive the owner of it. The taking of property must be illegal under the laws of the state where it occurred and it must have been done with criminal intent.

Theft includes the taking of money or property by the following means.

- Blackmail.
- Burglary.
- Embezzlement.
- Extortion.
- Kidnapping for ransom.
- Larceny.
- Robbery.
- Threats.

The taking of money or property through fraud or misrepresentation is theft if it is illegal under state or local law.

Decline in market value of stock. You cannot deduct as a theft loss the decline in market value of stock acquired on the open market for investment if the decline is caused by disclosure of accounting fraud or other illegal misconduct by the officers or directors of the corporation that issued the stock. However, you can deduct as a capital loss the loss you sustain when you sell or exchange the stock or the stock becomes completely worthless. You report a capital loss on Schedule D (Form 1040). For more information about stock sales, worthless stock, and capital losses, see chapter 4 of Publication 550.

Mislaid or lost property. The simple disappearance of money or property is not a theft. However, an accidental loss or disappearance of property can qualify as a casualty if it results from an identifiable event that is sudden, unexpected, or unusual. Sudden, unexpected, and unusual events are defined earlier.

Example. A car door is accidentally slammed on your hand, breaking the setting of your diamond ring. The diamond falls from the ring and is never found. The loss of the diamond is a casualty.

Loss on Deposits

A loss on deposits can occur when a bank, credit union, or other financial institution becomes insolvent or bankrupt. If you incurred this type of loss, you can choose one of the following ways to deduct the loss.

- As a casualty loss.
- As an ordinary loss.
- As a nonbusiness bad debt.

Casualty loss or ordinary loss. You can choose to deduct a loss on deposits as a casualty loss or as an ordinary loss for any year in which you can reasonably estimate how much of your deposits you have lost in an insolvent or bankrupt financial institution. The choice is generally made on the return you file for that year and applies to all your losses on deposits for the year in that particular financial institution. If you treat the loss as a casualty or ordinary loss, you cannot treat the same amount of the loss as a nonbusiness bad debt when it actually becomes worthless. However, you can take a nonbusiness bad debt deduction for any amount of loss that is more than the estimated amount you deducted as a casualty or ordinary loss. Once you make this choice, you cannot change it without approval of the Internal Revenue Service.

If you claim an ordinary loss, report it as a miscellaneous itemized deduction on Schedule A (Form 1040), line 22. The maximum amount you can claim is \$20,000 (\$10,000 if you are married filing separately) reduced by any expected state insurance proceeds. Your loss is subject to the 2%-of-adjusted-gross-income limit. You cannot choose to claim an ordinary loss if any part of the deposit is federally insured.

Nonbusiness bad debt. If you do not choose to deduct the loss as a casualty loss or as an ordinary loss, you must wait until the year the

actual loss is determined and deduct the loss as a nonbusiness bad debt in that year.

How to report. The kind of deduction you choose for your loss on deposits determines how you report your loss. If you choose:

- Casualty loss — report it on Form 4684 first and then on Schedule A (Form 1040).
- Ordinary loss — report it on Schedule A (Form 1040) as a miscellaneous itemized deduction.
- Nonbusiness bad debt — report it on Schedule D (Form 1040).

More information. For more information, see *Special Treatment for Losses on Deposits in Insolvent or Bankrupt Financial Institutions* in the Instructions for Form 4684.

Proof of Loss

To deduct a casualty or theft loss, you must be able to prove that you had a casualty or theft. You must be able to support the amount you claim for the loss as discussed next.

Casualty loss proof. For a casualty loss, your records should show all the following.

- The type of casualty (car accident, fire, storm, etc.) and when it occurred.
- That the loss was a direct result of the casualty.
- That you were the owner of the property or, if you leased the property from someone else, that you were contractually liable to the owner for the damage.
- Whether a claim for reimbursement exists for which there is a reasonable expectation of recovery.

Theft loss proof. For a theft loss, your records should show all the following.

- When you discovered that your property was missing.
- That your property was stolen.
- That you were the owner of the property.
- Whether a claim for reimbursement exists for which there is a reasonable expectation of recovery.

Amount of Loss

Figure the amount of your loss using the following steps.

1. Determine your adjusted basis in the property before the casualty or theft.
2. Determine the decrease in fair market value of the property as a result of the casualty or theft.
3. From the smaller of the amounts you determined in (1) and (2), subtract any insur-

ance or other reimbursement you received or expect to receive.

For personal-use property and property used in performing services as an employee, apply the deduction limits, discussed later, to determine the amount of your deductible loss.

Leased property. If you are liable for casualty damage to property you lease, your loss is the amount you must pay to repair the property minus any insurance or other reimbursement you receive or expect to receive.

Adjusted Basis

Adjusted basis is your basis in the property (usually cost) increased or decreased by various events, such as improvements and casualty losses. For more information, see chapter 13.

Decrease in Fair Market Value

Fair market value (FMV) is the price for which you could sell your property to a willing buyer when neither of you has to sell or buy and both of you know all the relevant facts.

The decrease in FMV is the difference between the property's fair market value immediately before and immediately after the casualty or theft.

FMV of stolen property. The FMV of property immediately after a theft is considered to be zero, since you no longer have the property.

Example. Several years ago, you purchased silver dollars at face value for \$150. This is your adjusted basis in the property. Your silver dollars were stolen this year. The FMV of the coins was \$1,000 just before they were stolen, and insurance did not cover them. Your theft loss is \$150.

Recovered stolen property. Recovered stolen property is your property that was stolen and later returned to you. If you recovered property after you had already taken a theft loss deduction, you must refigure your loss using the smaller of the property's adjusted basis (explained earlier) or the decrease in FMV from the time just before it was stolen until the time it was recovered. Use this amount to refigure your total loss for the year in which the loss was deducted.

If your refigured loss is less than the loss you deducted, you generally have to report the difference as income in the recovery year. But report the difference only up to the amount of the loss that reduced your tax. For more information on the amount to report, see *Recoveries* in chapter 12.

Figuring Decrease in FMV—Items To Consider

To figure the decrease in FMV because of a casualty or theft, you generally need a competent appraisal. But other measures can also be used to establish certain decreases.

Appraisal. An appraisal to determine the difference between the FMV of the property immediately before a casualty or theft and immediately afterward should be made by a

competent appraiser. The appraiser must recognize the effects of any general market decline that may occur along with the casualty. This information is needed to limit any deduction to the actual loss resulting from damage to the property.

Several factors are important in evaluating the accuracy of an appraisal, including the following.

- The appraiser's familiarity with your property before and after the casualty or theft.
- The appraiser's knowledge of sales of comparable property in the area.
- The appraiser's knowledge of conditions in the area of the casualty.
- The appraiser's method of appraisal.

Cost of cleaning up or making repairs. The cost of repairing damaged property is not part of a casualty loss. Neither is the cost of cleaning up after a casualty. But you can use the cost of cleaning up or making repairs as a measure of the decrease in FMV if you meet all the following conditions.

- The repairs are actually made.
- The repairs are necessary to bring the property back to its condition before the casualty.
- The amount spent for repairs is not excessive.
- The repairs take care of the damage only.
- The value of the property after the repairs is not, due to the repairs, more than the value of the property before the casualty.

Landscaping. The cost of restoring landscaping to its original condition after a casualty may indicate the decrease in FMV. You may be able to measure your loss by what you spend on the following.

- Removing destroyed or damaged trees and shrubs minus any salvage you receive.
- Pruning and other measures taken to preserve damaged trees and shrubs.
- Replanting necessary to restore the property to its approximate value before the casualty.

Car value. Books issued by various automobile organizations that list your car may be useful in figuring the value of your car. You can modify the book's retail value by such factors as mileage and the condition of your car to figure its value. The prices are not official, but they may be useful in determining value and suggesting relative prices for comparison with current sales and offerings in your area. If your car is not listed in the books, determine its value from other sources. A dealer's offer for your car as a trade-in on a new car is not usually a measure of its true value.

Figuring Decrease in FMV— Items Not To Consider

The following items are generally not considered when establishing the decrease in the FMV of your property.

Replacement cost. The cost of replacing stolen or destroyed property is not part of a casualty or theft loss.

Cost of protection. The cost of protecting your property against a casualty or theft is not part of a casualty or theft loss. For example, you cannot deduct the amount you spend on insurance or to board up your house against a storm.

If you make permanent improvements to your property to protect it against a casualty or theft, add the cost of these improvements to your basis in the property. An example would be the cost of a dike to prevent flooding.

Related expenses. Any incidental expenses you have due to a casualty or theft, such as expenses for the treatment of personal injuries, for temporary housing, or for a rental car, are not part of your casualty or theft loss.

Sentimental value. Do not consider sentimental value when determining your loss. If a family portrait, heirloom, or keepsake is damaged, destroyed, or stolen, you must base your loss only on its FMV.

Decline in market value of property in or near casualty area. A decrease in the value of your property because it is in or near an area that suffered a casualty, or that might again suffer a casualty, is not to be taken into consideration. You have a loss only for actual casualty damage to your property. However, if your home is in a federally declared disaster area, see *Disaster Area Losses* in Publication 547.

Costs of photographs and appraisals. Photographs taken after a casualty will be helpful in establishing the condition and value of the property after it was damaged. Photographs showing the condition of the property after it was repaired, restored, or replaced may also be helpful.

Appraisals are used to figure the decrease in FMV because of a casualty or theft. See *Appraisal*, earlier, under *Figuring Decrease in FMV — Items To Consider*, for information about appraisals.

The costs of photographs and appraisals used as evidence of the value and condition of property damaged as a result of a casualty are not a part of the loss. You can claim these costs as a miscellaneous itemized deduction subject to the 2%-of-adjusted-gross-income limit on Schedule A (Form 1040). For information about miscellaneous deductions, see chapter 28.

Insurance and Other Reimbursements

If you receive an insurance payment or other type of reimbursement, you must subtract the reimbursement when you figure your loss. You do not have a casualty or theft loss to the extent you are reimbursed.

If you expect to be reimbursed for part or all of your loss, you must subtract the expected reimbursement when you figure your loss. You must reduce your loss even if you do not receive

payment until a later tax year. See *Reimbursement Received After Deducting Loss*, later.

Failure to file a claim for reimbursement. If your property is covered by insurance, you must file a timely insurance claim for reimbursement of your loss. Otherwise, you cannot deduct this loss as a casualty or theft loss. However, this rule does not apply to the portion of the loss not covered by insurance (for example, a deductible).

Example. You have a car insurance policy with a \$500 deductible. Because your insurance did not cover the first \$500 of an auto collision, the \$500 would be deductible (subject to the deduction limits discussed later). This is true even if you do not file an insurance claim, since your insurance policy would never have reimbursed you for the deductible.

Gain from reimbursement. If your reimbursement is more than your adjusted basis in the property, you have a gain. This is true even if the decrease in the FMV of the property is smaller than your adjusted basis. If you have a gain, you may have to pay tax on it, or you may be able to postpone reporting the gain. See Publication 547 for more information on how to treat a gain from a reimbursement for a casualty or theft.

Types of Reimbursements

The most common type of reimbursement is an insurance payment for your stolen or damaged property. Other types of reimbursements are discussed next. Also see the Instructions for Form 4684.

Employer's emergency disaster fund. If you receive money from your employer's emergency disaster fund and you must use that money to rehabilitate or replace property on which you are claiming a casualty loss deduction, you must take that money into consideration in computing the casualty loss deduction. Take into consideration only the amount you used to replace your destroyed or damaged property.

Example. Your home was extensively damaged by a tornado. Your loss after reimbursement from your insurance company was \$10,000. Your employer set up a disaster relief fund for its employees. Employees receiving money from the fund had to use it to rehabilitate or replace their damaged or destroyed property. You received \$4,000 from the fund and spent the entire amount on repairs to your home. In figuring your casualty loss, you must reduce your unreimbursed loss (\$10,000) by the \$4,000 you received from your employer's fund. Your casualty loss before applying the deduction limits discussed later is \$6,000.

Cash gifts. If you receive excludable cash gifts as a disaster victim and there are no limits on how you can use the money, you do not reduce your casualty loss by these excludable cash gifts. This applies even if you use the money to pay for repairs to property damaged in the disaster.

Example. Your home was damaged by a hurricane. Relatives and neighbors made cash gifts to you which were excludable from your

income. You used part of the cash gifts to pay for repairs to your home. There were no limits or restrictions on how you could use the cash gifts. Because it was an excludable gift, the money you received and used to pay for repairs to your home does not reduce your casualty loss on the damaged home.

Insurance payments for living expenses. You do not reduce your casualty loss by insurance payments you receive to cover living expenses in either of the following situations.

- You lose the use of your main home because of a casualty.
- Government authorities do not allow you access to your main home because of a casualty or threat of one.

Inclusion in income. If these insurance payments are more than the temporary increase in your living expenses, you must include the excess in your income. Report this amount on Form 1040, line 21. However, if the casualty occurs in a Presidentially declared disaster area, none of the insurance payments are taxable. See *Qualified disaster relief payments*, under *Disaster Area Losses* in Publication 547.

A temporary increase in your living expenses is the difference between the actual living expenses you and your family incurred during the period you could not use your home and your normal living expenses for that period. Actual living expenses are the reasonable and necessary expenses incurred because of the loss of your main home. Generally, these expenses include the amounts you pay for the following.

- Rent for suitable housing.
- Transportation.
- Food.
- Utilities.
- Miscellaneous services.

Normal living expenses consist of these same expenses that you would have incurred but did not because of the casualty or the threat of one.

Example. As a result of a fire, you vacated your apartment for a month and moved to a motel. You normally pay \$525 a month for rent. None was charged for the month the apartment was vacated. Your motel rent for this month was \$1,200. You normally pay \$200 a month for food. Your food expenses for the month you lived in the motel were \$400. You received \$1,100 from your insurance company to cover your living expenses. You determine the payment you must include in income as follows.

1) Insurance payment for living expenses	\$1,100
2) Actual expenses during the month you are unable to use your home because of fire . . .	1,600
3) Normal living expenses	725
4) Temporary increase in living expenses: Subtract line 3 from line 2	875
5) Amount of payment includible in income: Subtract line 4 from line 1	\$ 225

Tax year of inclusion. You include the taxable part of the insurance payment in income for

the year you regain the use of your main home or, if later, for the year you receive the taxable part of the insurance payment.

Example. Your main home was destroyed by a tornado in August 2003. You regained use of your home in November 2004. The insurance payments you received in 2003 and 2004 were \$1,500 more than the temporary increase in your living expenses during those years. You include this amount in income on your 2004 Form 1040. If, in 2005, you receive further payments to cover the living expenses you had in 2003 and 2004, you must include those payments in income on your 2005 Form 1040.

Disaster relief. Food, medical supplies, and other forms of assistance you receive do not reduce your casualty loss unless they are replacements for lost or destroyed property. These items are not taxable income to you.

TIP *Qualified disaster relief payments you receive for expenses you incurred as a result of a Presidentially declared disaster, are not taxable income to you. For more information, see Disaster Area Losses in Publication 547.*

Disaster unemployment assistance payments are unemployment benefits that are taxable.

Generally, disaster relief grants and qualified disaster mitigation payments made under the Robert T. Stafford Disaster Relief and Emergency Assistance Act or the National Flood Insurance Act (as in effect on April 15, 2005) are not includable in your income. See *Disaster Area Losses* in Publication 547.

Reimbursement Received After Deducting Loss

If you figured your casualty or theft loss using your expected reimbursement, you may have to adjust your tax return for the tax year in which you receive your actual reimbursement. This section explains the adjustment you may have to make.

Actual reimbursement less than expected. If you later receive less reimbursement than you expected, include that difference as a loss with your other losses (if any) on your return for the year in which you can reasonably expect no more reimbursement.

Example. Your personal car had a FMV of \$2,000 when it was destroyed in a collision with another car in 2004. The accident was due to the negligence of the other driver. At the end of 2004, there was a reasonable prospect that the owner of the other car would reimburse you in full. You subtracted the expected reimbursement when you figured your loss. You did not have a deductible loss in 2004.

In January 2005, the court awarded you a judgment of \$2,000. However, in July it became apparent that you will be unable to collect any amount from the other driver. You can deduct the loss in 2005 subject to the limits discussed later.

Actual reimbursement more than expected. If you later receive more reimbursement than you expected after you claimed a deduction for the loss, you may have to include the extra

reimbursement in your income for the year you receive it. However, if any part of the original deduction did not reduce your tax for the earlier year, do not include that part of the reimbursement in your income. You do not refigure your tax for the year you claimed the deduction. For more information, see *Recoveries* in chapter 12.



If the total of all the reimbursements you receive is more than your adjusted basis in the destroyed or stolen property, you will have a gain on the casualty or theft. If you have already taken a deduction for a loss and you receive the reimbursement in a later year, you may have to include the gain in your income for the later year. Include the gain as ordinary income up to the amount of your deduction that reduced your tax for the earlier year. See Publication 547 for more information on how to treat a gain from the reimbursement of a casualty or theft.

Actual reimbursement same as expected. If you receive exactly the reimbursement you expected, you do not have any amount to include in your income or any loss to deduct.

Example. In December 2005, you had a collision while driving your personal car. Repairs to the car cost \$950. You had \$100 deductible collision insurance. Your insurance company agreed to reimburse you for the rest of the damage. Because you expected a reimbursement from the insurance company, you did not have a casualty loss deduction in 2005.

Due to the \$100 rule (discussed later under *Deduction Limits*), you cannot deduct the \$100 deductible you paid. When you receive the \$850 from the insurance company in 2006, do not report it as income.

Single Casualty on Multiple Properties

Personal property. If a single casualty or theft involves more than one item of personal property, you must figure the loss on each item separately. Then combine the losses to determine your total loss from that casualty or theft. Personal property is any property that is not real property.

Example. A fire in your home destroyed an upholstered chair, an oriental rug, and an antique table. You did not have fire insurance to cover your loss. (This was the only casualty or theft you had during the year.) You paid \$750 for the chair and you established that it had a FMV of \$500 just before the fire. The rug cost \$3,000 and had a FMV of \$2,500 just before the fire. You bought the table at an auction for \$100 before discovering it was an antique. It had been appraised at \$900 before the fire. You figure your loss on each of these items as follows:

	Chair	Rug	Table
1) Basis (cost)	\$750	\$3,000	\$100
2) FMV before fire . . .	\$500	\$2,500	\$900
3) FMV after fire	-0-	-0-	-0-
4) Decrease in FMV . .	\$500	\$2,500	\$900
5) Loss (smaller of (1) or (4))	\$500	\$2,500	\$100
6) Total loss			\$3,100

Table 25-1. How To Apply the Deduction Limits for Personal-Use Property

		\$100 Rule	10% Rule
General Application		You must reduce each casualty or theft loss by \$100 when figuring your deduction. Apply this rule after you have figured the amount of your loss.	You must reduce your total casualty or theft loss by 10% of your adjusted gross income. Apply this rule after you reduce each loss by \$100 (the \$100 rule).
Single Event		Apply this rule only once, even if many pieces of property are affected.	Apply this rule only once, even if many pieces of property are affected.
More Than One Event		Apply to the loss from each event.	Apply to the total of all your losses from all events.
More Than One Person— With Loss From the Same Event (other than a married couple filing jointly)		Apply separately to each person.	Apply separately to each person.
Married Couple— With Loss From the Same Event	Filing Jointly	Apply as if you were one person.	Apply as if you were one person.
	Filing Separately	Apply separately to each spouse.	Apply separately to each spouse.
More Than One Owner (other than a married couple filing jointly)		Apply separately to each owner of jointly owned property.	Apply separately to each owner of jointly owned property.

Real property. In figuring a casualty loss on personal-use real property, treat the entire property (including any improvements, such as buildings, trees, and shrubs) as one item. Figure the loss using the smaller of the adjusted basis or the decrease in FMV of the entire property.

Example. You bought your home a few years ago. You paid \$160,000 (\$20,000 for the land and \$140,000 for the house). You also spent \$2,000 for landscaping. This year a fire destroyed your home. The fire also damaged the shrubbery and trees in your yard. The fire was your only casualty or theft loss this year. Competent appraisers valued the property as a whole at \$200,000 before the fire, but only \$30,000 after the fire. (The loss to your household furnishings is not shown in this example. It would be figured separately on each item, as explained earlier under *Personal property*.) Shortly after the fire, the insurance company paid you \$155,000 for the loss. You figure your casualty loss as follows:

1) Adjusted basis of the entire property (land, building, and landscaping)	<u>\$162,000</u>
2) FMV of entire property before fire	\$200,000
3) FMV of entire property after fire	<u>30,000</u>
4) Decrease in FMV of entire property	<u>\$170,000</u>
5) Loss (smaller of (1) or (4))	\$162,000
6) Subtract insurance	<u>155,000</u>
7) Amount of loss after reimbursement	<u><u>\$7,000</u></u>

Deduction Limits

After you have figured your casualty or theft loss, you must figure how much of the loss you can deduct. If the loss was to property for your

personal use or your family's use, there are two limits on the amount you can deduct for your casualty or theft loss.

1. You must reduce each casualty or theft loss by \$100 (\$100 rule).
2. You must further reduce the total of all your casualty or theft losses by 10% of your adjusted gross income (10% rule).

You make these reductions on Form 4684.

These rules are explained next and *Table 25-1* summarizes how to apply the \$100 rule and the 10% rule in various situations. For more detailed explanations and examples, see Publication 547.

Property used partly for business and partly for personal purposes. When property is used partly for personal purposes and partly for business or income-producing purposes, the casualty or theft loss deduction must be figured separately for the personal-use part and for the business or income-producing part. You must figure each loss separately because the \$100 rule and the 10% rule apply only to the loss on the personal-use part of the property.

\$100 Rule

After you have figured your casualty or theft loss on personal-use property, you must reduce that loss by \$100. This reduction applies to each total casualty or theft loss. It does not matter how many pieces of property are involved in an event. Only a single \$100 reduction applies.

Example. A hailstorm damages your home and your car. Determine the amount of loss, as discussed earlier, for each of these items. Since the losses are due to a single event, you combine the losses and reduce the combined amount by \$100.

Single event. Generally, events closely related in origin cause a single casualty. It is a

single casualty when the damage is from two or more closely related causes, such as wind and flood damage caused by the same storm.

10% Rule

You must reduce the total of all your casualty or theft losses on personal-use property by 10% of your adjusted gross income. Apply this rule after you reduce each loss by \$100. If you have both gains and losses from casualties or thefts, see *Gains and losses*, later in this discussion.

Example 1. In June, you discovered that your house had been burglarized. Your loss after insurance reimbursement was \$2,000. Your adjusted gross income for the year you discovered the theft is \$29,500. You first apply the \$100 rule and then the 10% rule. Figure your theft loss deduction as follows.


1) Loss after insurance	\$2,000
2) Subtract \$100	<u>100</u>
3) Loss after \$100 rule	\$1,900
4) Subtract 10% × \$29,500 AGI	<u>2,950</u>
5) Theft loss deduction	<u><u>-0-</u></u>

You do not have a theft loss deduction because your loss after you apply the \$100 rule (\$1,900) is less than 10% of your adjusted gross income (\$2,950).

Example 2. In March, you had a car accident that totally destroyed your car. You did not have collision insurance on your car, so you did not receive any insurance reimbursement. Your loss on the car was \$1,200. In November, a fire damaged your basement and totally destroyed the furniture, washer, dryer, and other items stored there. Your loss on the basement items after reimbursement was \$1,700. Your adjusted gross income for the year that the accident and fire occurred is \$25,000. You figure your casualty loss deduction as follows.

	Car	Base- ment
1) Loss	\$1,200	\$1,700
2) Subtract \$100 per incident	100	100
3) Loss after \$100 rule	<u>\$1,100</u>	<u>\$1,600</u>
4) Total loss		\$2,700
5) Subtract 10% × \$25,000 AGI		<u>2,500</u>
6) Casualty loss deduction		<u>\$200</u>

Gains and losses. If you had both gains and losses from casualties or thefts to personal-use property, you must compare your total gains to your total losses. Do this after you have reduced each loss by any reimbursements and by \$100.

 *Casualty or theft gains do not include gains you choose to postpone. See Publication 547 for information on the postponement of gain.*

Losses more than gains. If your losses are more than your recognized gains, subtract your gains from your losses and reduce the result by 10% of your adjusted gross income. The rest, if any, is your deductible loss.

Gains more than losses. If your recognized gains are more than your losses, subtract your losses from your gains. The difference is treated as capital gain and must be reported on Schedule D (Form 1040). The 10% rule does not apply to your gains.

When To Report Gains and Losses

If you receive an insurance or other reimbursement that is more than your adjusted basis in the destroyed or stolen property, you have a gain from the casualty or theft. You must include this gain in your income in the year you receive the reimbursement, unless you choose to postpone reporting the gain as explained in Publication 547.

If you have a loss, see *Table 25-2*.

Loss on deposits. If your loss is a loss on deposits in an insolvent or bankrupt financial institution, see *Loss on Deposits*, earlier.

Casualty loss. Generally, you can deduct a casualty loss only in the tax year in which the casualty occurred. This is true even if you do not repair or replace the damaged property until a later year.

Theft loss. You generally can deduct a theft loss only in the year you discover your property was stolen. You must be able to show that there was a theft, but you do not have to know when the theft occurred. However, you should show when you discovered that your property was missing.

Disaster Area Loss

If you have a casualty loss from a disaster that occurred in a Presidentially declared disaster area, you can choose to deduct the loss on your tax return or amended return for either of the following years.

- The year the disaster occurred.
- The year immediately preceding the year the disaster occurred.

Postponed tax deadlines. The IRS may postpone for up to 1 year certain tax deadlines of taxpayers who are affected by a Presidentially declared disaster. The tax deadlines the IRS may postpone include those for filing income and employment tax returns, paying income and employment taxes, and making contributions to a traditional IRA or Roth IRA.

If any tax deadline is postponed, the IRS will publicize the postponement in your area by publishing a news release, revenue ruling, revenue procedure, notice, announcement, or other guidance in the Internal Revenue Bulletin (IRB).

Who is eligible. If the IRS postpones a tax deadline, the following taxpayers are eligible for the postponement.

- Any individual whose main home is located in a covered disaster area (defined next).
- Any business entity or sole proprietor whose principal place of business is located in a covered disaster area.
- Any relief worker affiliated with a recognized government or philanthropic organization who is assisting in a covered disaster area.
- Any individual, business entity, or sole proprietor whose records are needed to meet a postponed deadline, provided those records are maintained in a covered disaster area. The main home or principal place of business does not have to be located in the covered disaster area.
- Any estate or trust that has tax records necessary to meet a postponed tax deadline, provided those records are maintained in a covered disaster area.
- The spouse on a joint return with a taxpayer who is eligible for postponements.
- Any other person determined by the IRS to be affected by a Presidentially declared disaster.

Covered disaster area. This is an area of a Presidentially declared disaster area in which

the IRS has decided to postpone tax deadlines for up to 1 year.

Abatement of interest and penalties. The IRS may abate the interest and penalties on underpaid income tax for the length of any postponement of tax deadlines.

More information. For more information, see *Disaster Area Losses* in Publication 547.

How To Report Gains and Losses

Use Form 4684 to report a gain or a deductible loss from a casualty or theft. If you have more than one casualty or theft, use a separate Form 4684 to determine your gain or loss for each event. Combine the gains and losses on one Form 4684. Follow the form instructions as to which lines to fill out. In addition, you must use the appropriate schedule to report a gain or loss. The schedule you use depends on whether you have a gain or loss.

If you have a:	Report it on:
Gain	Schedule D (Form 1040)
Loss	Schedule A (Form 1040)

Adjustments to basis. If you have a casualty or theft loss, you must decrease your basis in the property by any deductible loss and any insurance or other reimbursement. Amounts you spend to restore your property after a casualty increase your adjusted basis. See *Adjusted Basis* in chapter 13 for more information.

Net operating loss (NOL). If your casualty or theft loss deduction is more than your income, you may have an NOL. You can use an NOL to lower your tax in an earlier year, allowing you to get a refund for tax you have already paid. Or, you can use it to lower your tax in a later year. You do not have to be in business to have an NOL from a casualty or theft loss. For more information, see Publication 536, *Net Operating Losses (NOLs) for Individuals, Estates, and Trusts*.

Table 25-2. When To Deduct a Loss

IF you have a loss...	THEN deduct it in the year...
from a casualty,	the loss occurred.
in a Presidentially declared disaster area,	the disaster occurred or the year immediately before the disaster.
from a theft,	the theft was discovered.
on a deposit treated as a:	
• casualty,	• a reasonable estimate can be made.
• bad debt,	• deposits are totally worthless.
• ordinary loss,	• a reasonable estimate can be made.

26.

Car Expenses and Other Employee Business Expenses

What's New

Standard mileage rate. For 2005, the standard mileage rate for the cost of operating your car for business use is:

- 40½ cents per mile for the period January 1 through August 31, 2005, and
- 48½ cents per mile for the period September 1 through December 31, 2005.

Car expenses and use of the standard mileage rate are explained under *Transportation Expenses*, later.

Depreciation limits on cars, trucks, and vans. The total section 179 deduction and depreciation you can claim on cars, trucks, and vans you use for business purposes has decreased for vehicles first placed in service in 2005. See *Depreciation limits* in chapter 4 of Publication 463.

Introduction

You may be able to deduct the ordinary and necessary business-related expenses you have for:

- Travel,
- Entertainment,
- Gifts, or
- Transportation.

An ordinary expense is one that is common and accepted in your field of trade, business, or profession. A necessary expense is one that is helpful and appropriate for your business. An expense does not have to be required to be considered necessary.

This chapter explains:

- What expenses are deductible,
- How to report your expenses on your return,
- What records you need to prove your expenses, and
- How to treat any expense reimbursements you may receive.

Who does not need to use this chapter. If you are an employee, you will not need to read this chapter if all of the following are true.

- You fully accounted to your employer for your work-related expenses.
- You received full reimbursement for your expenses.
- Your employer required you to return any excess reimbursement and you did so.
- There is no amount shown with a code "L" in box 12 of your Form W-2, Wage and Tax Statement.

If you meet all of these conditions, there is no need to show the expenses or the reimbursements on your return. See *Reimbursements*, later, if you would like more information on reimbursements and accounting to your employer.



If you meet these conditions and your employer included reimbursements on your Form W-2 in error, ask your employer for a corrected Form W-2.

Useful Items

You may want to see:

Publication

- 463** Travel, Entertainment, Gift, and Car Expenses
- 535** Business Expenses
- 1542** Per Diem Rates

Form (and Instructions)

- Schedule A (Form 1040)** Itemized Deductions
- Schedule C (Form 1040)** Profit or Loss From Business
- Schedule C-EZ (Form 1040)** Net Profit From Business
- Schedule F (Form 1040)** Profit or Loss From Farming
- Form 2106** Employee Business Expenses
- Form 2106-EZ** Unreimbursed Employee Business Expenses

Travel Expenses

If you temporarily travel away from your tax home, you can use this section to determine if you have deductible travel expenses. This section discusses:

- Traveling away from home,
- Tax home,
- Temporary assignment or job, and
- What travel expenses are deductible.

It also discusses the standard meal allowance, rules for travel inside and outside the United States, and deductible convention expenses.

Travel expenses defined. For tax purposes, travel expenses are the ordinary and necessary expenses (defined earlier) of traveling away from home for your business, profession, or job.

You will find examples of deductible travel expenses in Table 26-1.

Traveling Away From Home

You are traveling away from home if:

- Your duties require you to be away from the general area of your tax home (defined later) substantially longer than an ordinary day's work, and
- You need to sleep or rest to meet the demands of your work while away from home.

This rest requirement is not satisfied by merely napping in your car. You do not have to be away from your tax home for a whole day or from dusk to dawn as long as your relief from duty is long enough to get necessary sleep or rest.

Example 1. You are a railroad conductor. You leave your home terminal on a regularly scheduled round-trip run between two cities and return home 16 hours later. During the run, you have 6 hours off at your turnaround point where you eat two meals and rent a hotel room to get necessary sleep before starting the return trip. You are considered to be away from home.

Example 2. You are a truck driver. You leave your terminal and return to it later the same day. You get an hour off at your turnaround point to eat. Because you are not off to get necessary sleep and the brief time off is not an adequate rest period, you are not traveling away from home.

Members of the Armed Forces. If you are a member of the U.S. Armed Forces on a permanent duty assignment overseas, you are not traveling away from home. You cannot deduct your expenses for meals and lodging. You cannot deduct these expenses even if you have to maintain a home in the United States for your family members who are not allowed to accompany you overseas. If you are transferred from one permanent duty station to another, you may have deductible moving expenses, which are explained in Publication 521, *Moving Expenses*.

A naval officer assigned to permanent duty aboard a ship that has regular eating and living facilities has a tax home aboard ship for travel expense purposes.

Travel to family home. If you (and your family) do not live at your tax home (defined later), you cannot deduct the cost of traveling between your tax home and your family home. You also cannot deduct the cost of meals and lodging while at your tax home. See *Example 1* that follows.

If you are working temporarily in the same city where you and your family live, you may be considered as traveling away from home. See *Example 2*, below.

Example 1. You are a truck driver and you and your family live in Tucson. You are employed by a trucking firm that has its terminal in Phoenix. At the end of your long runs, you return to your home terminal in Phoenix and spend one night there before returning home. You cannot deduct any expenses you have for meals and lodging in Phoenix or the cost of traveling from Phoenix to Tucson. This is because Phoenix is your tax home.

Example 2. Your family home is in Pittsburgh, where you work 12 weeks a year. The rest of the year you work for the same employer in Baltimore. In Baltimore, you eat in restaurants

and sleep in a rooming house. Your salary is the same whether you are in Pittsburgh or Baltimore.

Because you spend most of your working time and earn most of your salary in Baltimore, that city is your tax home. You cannot deduct any expenses you have for meals and lodging there. However, when you return to work in Pittsburgh, you are away from your tax home even though you stay at your family home. You can deduct the cost of your round trip between Baltimore and Pittsburgh. You can also deduct your part of your family's living expenses for meals and lodging while you are living and working in Pittsburgh.

Tax Home

To determine whether you are traveling away from home, you must first determine the location of your tax home.

Generally, your tax home is your regular place of business or post of duty, regardless of where you maintain your family home. It includes the entire city or general area in which your business or work is located.

If you have more than one regular place of business, your tax home is your main place of business. See *Main place of business or work*, later.

If you do not have a regular or a main place of business because of the nature of your work, then your tax home may be the place where you regularly live. See *No main place of business or work*, later.

If you do not have a regular place of business or post of duty and there is no place where you regularly live, you are considered an itinerant (a transient) and your tax home is wherever you work. As an itinerant, you cannot claim a travel expense deduction because you are never considered to be traveling away from home.

Main place of business or work. If you have more than one place of business or work, consider the following when determining which one is your main place of business or work.

- The total time you ordinarily spend in each place.
- The level of your business activity in each place.
- Whether your income from each place is significant or insignificant.

Example. You live in Cincinnati where you have a seasonal job for 8 months each year and earn \$40,000. You work the other 4 months in Miami, also at a seasonal job, and earn \$15,000. Cincinnati is your main place of work because you spend most of your time there and earn most of your income there.

No main place of business or work. You may have a tax home even if you do not have a regular or main place of business or work. Your tax home may be the home where you regularly live.

Factors used to determine tax home. If you do not have a regular or main place of business or work, use the following three factors to determine where your tax home is.

1. You perform part of your business in the area of your main home and use that home for lodging while doing business in the area.

2. You have living expenses at your main home that you duplicate because your business requires you to be away from that home.
3. You have not abandoned the area in which both your historical place of lodging and your claimed main home are located; you have a member or members of your family living at your main home; or you often use that home for lodging.

If you satisfy all three factors, your tax home is the home where you regularly live. If you satisfy only two factors, you may have a tax home depending on all the facts and circumstances. If you satisfy only one factor, you are an itinerant; your tax home is wherever you work and you cannot deduct travel expenses.

Example. You are single and live in Boston in an apartment you rent. You have worked for your employer in Boston for a number of years. Your employer enrolls you in a 12-month executive training program. You do not expect to return to work in Boston after you complete your training.

During your training, you do not do any work in Boston. Instead, you receive classroom and on-the-job training throughout the United States. You keep your apartment in Boston and return to it frequently. You use your apartment to conduct your personal business. You also keep up your community contacts in Boston. When you complete your training, you are transferred to Los Angeles.

You do not satisfy factor (1) because you did not work in Boston. You satisfy factor (2) because you had duplicate living expenses. You also satisfy factor (3) because you did not abandon your apartment in Boston as your main home, you kept your community contacts, and you frequently returned to live in your apartment. You have a tax home in Boston.

Temporary Assignment or Job

You may regularly work at your tax home and also work at another location. It may not be practical to return to your tax home from this other location at the end of each work day.

Temporary assignment vs. indefinite assignment. If your assignment or job away from your main place of work is temporary, your tax home does not change. You are considered to be away from home for the whole period you are away from your main place of work. You can deduct your travel expenses if they otherwise qualify for deduction. Generally, a temporary assignment in a single location is one that is realistically expected to last (and does in fact last) for one year or less.

However, if your assignment or job is indefinite, the location of the assignment or job becomes your new tax home and you cannot deduct your travel expenses while there. An assignment or job in a single location is considered indefinite if it is realistically expected to last for more than one year, whether or not it actually lasts for more than one year.

If your assignment is indefinite, you must include in your income any amounts you receive from your employer for living expenses, even if they are called travel allowances and you account to your employer for them. You may be able to deduct the cost of relocating to your new

tax home as a moving expense. See Publication 521 for more information.

Exception for federal crime investigations or prosecutions. If you are a federal employee participating in a federal crime investigation or prosecution, you are not subject to the one-year rule. This means you may be able to deduct travel expenses even if you are away from your tax home for more than one year.

For you to qualify, the Attorney General must certify that you are traveling:

- For the federal government,
- In a temporary duty status, and
- To investigate, prosecute, or provide support services for the investigation or prosecution of, a federal crime.

You can deduct your otherwise allowable travel expenses throughout the period of certification.

Determining temporary or indefinite. You must determine whether your assignment is temporary or indefinite when you start work. If you expect an assignment or job to last for one year or less, it is temporary unless there are facts and circumstances that indicate otherwise. An assignment or job that is initially temporary may become indefinite due to changed circumstances. A series of assignments to the same location, all for short periods but that together cover a long period, may be considered an indefinite assignment.

Going home on days off. If you go back to your tax home from a temporary assignment on your days off, you are not considered away from home while you are in your hometown. You cannot deduct the cost of your meals and lodging there. However, you can deduct your travel expenses, including meals and lodging, while traveling between your temporary place of work and your tax home. You can claim these expenses up to the amount it would have cost you to stay at your temporary place of work.

If you keep your hotel room during your visit home, you can deduct the cost of your hotel room. In addition, you can deduct your expenses of returning home up to the amount you would have spent for meals had you stayed at your temporary place of work.

Probationary work period. If you take a job that requires you to move, with the understanding that you will keep the job if your work is satisfactory during a probationary period, the job is indefinite. You cannot deduct any of your expenses for meals and lodging during the probationary period.

What Travel Expenses Are Deductible?

Once you have determined that you are traveling away from your tax home, you can determine what travel expenses are deductible.

You can deduct ordinary and necessary expenses you have when you travel away from home on business. The type of expense you can deduct depends on the facts and your circumstances.

Table 26-1 summarizes travel expenses you may be able to deduct. You may have other deductible travel expenses that are not covered there, depending on the facts and your circumstances.

Table 26-1. Travel Expenses You Can Deduct

This chart summarizes expenses you can deduct when you travel away from home for business purposes.

IF you have expenses for...	THEN you can deduct the cost of...
transportation	travel by airplane, train, bus, or car between your home and your business destination. If you were provided with a ticket or you are riding free as a result of a frequent traveler or similar program, your cost is zero. If you travel by ship, see <i>Luxury Water Travel</i> and <i>Cruise ships</i> (under <i>Conventions</i>) in Publication 463 for additional rules and limits.
taxi, commuter bus, and airport limousine	fares for these and other types of transportation that take you between: <ul style="list-style-type: none"> • The airport or station and your hotel, and • The hotel and the work location of your customers or clients, your business meeting place, or your temporary work location.
baggage and shipping	sending baggage and sample or display material between your regular and temporary work locations.
car	operating and maintaining your car when traveling away from home on business. You can deduct actual expenses or the standard mileage rate as well as business-related tolls and parking. If you rent a car while away from home on business, you can deduct only the business-use portion of the expenses.
lodging and meals	your lodging and meals if your business trip is overnight or long enough that you need to stop for sleep or rest to properly perform your duties. Meals include amounts spent for food, beverages, taxes, and related tips. See <i>Meals and incidental expenses</i> for additional rules and limits.
cleaning	dry cleaning and laundry.
telephone	business calls while on your business trip. This includes business communication by fax machine or other communication devices.
tips	tips you pay for any expenses in this chart.
other	other similar ordinary and necessary expenses related to your business travel. These expenses might include transportation to or from a business meal, public stenographer's fees, computer rental fees, and operating and maintaining a house trailer.



When you travel away from home on business, you should keep records of all the expenses you have and any advances you receive from your employer. You can use a log, diary, notebook, or any other written record to keep track of your expenses. The types of expenses you need to record, along with supporting documentation, are described in Table 26-2, later.

Separating costs. If you have one expense that includes the costs of meals, entertainment, and other services (such as lodging or transportation), you must allocate that expense between the cost of meals and entertainment and the cost of other services. You must have a reasonable basis for making this allocation. For example, you must allocate your expenses if a hotel includes one or more meals in its room charge.

Travel expenses for another individual. If a spouse, dependent, or other individual goes with you (or your employee) on a business trip or to a business convention, you generally cannot deduct his or her travel expenses.

Employee. You can deduct the travel expenses of someone who goes with you if that person:

1. Is your employee,
2. Has a *bona fide* business purpose for the travel, and
3. Would otherwise be allowed to deduct the travel expenses.

Business associate. If a business associate travels with you and meets the conditions in (2) and (3) above, you can deduct the travel expenses you have for that person. A business associate is someone with whom you could reasonably expect to actively conduct business. A business associate can be a current or prospective (likely to become) customer, client, supplier, employee, agent, partner, or professional advisor.

Bona fide business purpose. A *bona fide* business purpose exists if you can prove a real business purpose for the individual's presence.

Incidental services, such as typing notes or assisting in entertaining customers, are not enough to make the expenses deductible.

Example. Jerry drives to Chicago on business and takes his wife, Linda, with him. Linda is not Jerry's employee. Linda occasionally types notes, performs similar services, and accompanies Jerry to luncheons and dinners. The performance of these services does not establish that her presence on the trip is necessary to the conduct of Jerry's business. Her expenses are not deductible.

Jerry pays \$199 a day for a double room. A single room costs \$149 a day. He can deduct the total cost of driving his car to and from Chicago, but only \$149 a day for his hotel room. If he uses public transportation, he can deduct only his fare.

Meals and Incidental Expenses

You can deduct the cost of meals in either of the following situations.

- It is necessary for you to stop for substantial sleep or rest to properly perform your duties while traveling away from home on business.
- The meal is business-related entertainment.

Business-related entertainment is discussed under *Entertainment Expenses*, later. The following discussion deals only with meals (and incidental expenses) that are not business-related entertainment.

Lavish or extravagant. You cannot deduct expenses for meals that are lavish or extravagant. An expense is not considered lavish or extravagant if it is reasonable based on the facts and circumstances. Expenses will not be disallowed merely because they are more than a fixed dollar amount or take place at deluxe restaurants, hotels, nightclubs, or resorts.

50% limit on meals. You can figure your meal expenses using either of the following methods.

- Actual cost.
- The standard meal allowance.

Both of these methods are explained below. But, regardless of the method you use, you generally can deduct only 50% of the unreimbursed cost of your meals.

If you are reimbursed for the cost of your meals, how you apply the 50% limit depends on whether your employer's reimbursement plan was accountable or nonaccountable. If you are not reimbursed, the 50% limit applies whether the unreimbursed meal expense is for business travel or business entertainment. The 50% limit is explained later under *Entertainment Expenses*. Accountable and nonaccountable plans are discussed later under *Reimbursements*.

Actual cost. You can use the actual cost of your meals to figure the amount of your expense before reimbursement and application of the 50% deduction limit. If you use this method, you must keep records of your actual cost.

Standard meal allowance. Generally, you can use the "standard meal allowance" method as an alternative to the actual cost method. It allows you to use a set amount for your daily meals and incidental expenses (M&IE), instead of keeping records of your actual costs. The set amount varies depending on where and when

you travel. In this chapter, “standard meal allowance” refers to the federal rate for M&IE, discussed later under *Amount of standard meal allowance*. If you use the standard meal allowance, you still must keep records to prove the time, place, and business purpose of your travel. See *Recordkeeping*, later.

Incidental expenses. The term “incidental expenses” means:

- Fees and tips given to porters, baggage carriers, bellhops, hotel maids, stewards or stewardesses and others on ships, and hotel servants in foreign countries,
- Transportation between places of lodging or business and places where meals are taken, if suitable meals can be obtained at the temporary duty site, and
- Mailing costs associated with filing travel vouchers and payment of employer-sponsored charge card billings.

Incidental expenses do not include expenses for laundry, cleaning and pressing of clothing, lodging taxes, or the costs of telegrams or telephone calls.

Incidental expenses only method. You can use an optional method (instead of actual cost) for deducting incidental expenses only. The amount of the deduction is \$3 a day for incidental expenses paid or incurred for travel away from home in 2005. You can use this method only if you did not pay or incur any meal expenses. You cannot use this method on any day that you use the standard meal allowance.



Federal employees should refer to the *Federal Travel Regulations* at www.gsa.gov. Click on “Per Diem Rates,” then on “Federal Travel Regulation (FTR) Overview” for changes affecting claims for reimbursement of these expenses.

50% limit may apply. If you use the standard meal allowance method for meal expenses and you are not reimbursed or you are reimbursed under a nonaccountable plan, you can generally deduct only 50% of the standard meal allowance. If you are reimbursed under an accountable plan and you are deducting amounts that are more than your reimbursements, you can deduct only 50% of the excess amount. The 50% limit is explained later under *Entertainment Expenses*. Accountable and nonaccountable plans are discussed later under *Reimbursements*.



There is no optional standard lodging amount similar to the standard meal allowance. Your allowable lodging expense deduction is your actual cost.

Who can use the standard meal allowance. You can use the standard meal allowance whether you are an employee or self-employed, and whether or not you are reimbursed for your traveling expenses.

Use of the standard meal allowance for other travel. You can use the standard meal allowance to figure your meal expenses when you travel in connection with investment and other income-producing property. You can also use it to figure your meal expenses when you travel for qualifying educational purposes. You cannot use the standard meal allowance to figure the cost of your meals when you travel for medical or charitable purposes.

Amount of standard meal allowance. The standard meal allowance is the federal M&IE

rate. For travel in 2005, the rate for most small localities in the United States is \$31 a day from January 1 through September 30, 2005, and \$39 a day from October 1 through December 31, 2005.

Most major cities and many other localities in the United States are designated as high-cost areas, qualifying for higher standard meal allowances. Locations qualifying for these rates are listed in Publication 1542 which is available on the Internet at www.irs.gov.



You can also find this information on the Internet at www.gsa.gov. Click on “Per Diem Rates,” then select “2005” for the period January 1, 2005 — September 30, 2005, and select “2006” for the period October 1, 2005 — December 31, 2005. However, you can apply the rates in effect before October 1, 2005, for expenses of all travel within the United States for 2005 instead of the updated rates. You must consistently use either the rates for the first 9 months for all of 2005 or the updated rates for the period of October 1, 2005, through December 31, 2005.

If you travel to more than one location in one day, use the rate in effect for the area where you stop for sleep or rest. If you work in the transportation industry, however, see *Special rate for transportation workers*, later.

Standard meal allowance for areas outside the continental United States. The standard meal allowance rates do not apply to travel in Alaska, Hawaii, or any other locations outside the continental United States. The federal per diem rates for these locations are published monthly in the *Maximum Travel Per Diem Allowances for Foreign Areas*.



You can access foreign per diem rates at: www.state.gov/m/a/als/prdm.



Your employer may have these rates available, or you can purchase the publication from the:

Superintendent of Documents
U.S. Government Printing Office
P.O. Box 371954
Pittsburgh, PA 15250-7954



You can also order it by calling the Government Printing Office at 1-202-512-1800 (not a toll-free number).

Special rate for transportation workers. You can use a special standard meal allowance if you work in the transportation industry. You are in the transportation industry if your work:

- Directly involves moving people or goods by airplane, barge, bus, ship, train, or truck, and
- Regularly requires you to travel away from home and, during any single trip, usually involves travel to areas eligible for different standard meal allowance rates.

If this applies to you, you can claim a standard meal allowance of \$41 a day (\$46 for travel outside the continental United States) for 2005.

Using the special rate for transportation workers eliminates the need for you to determine the standard meal allowance for every area where you stop for sleep or rest. If you choose to use the special rate for any trip, you must use the special rate (and not use the regular standard

meal allowance rates) for all trips you take that year.

Travel for days you depart and return. For both the day you depart for and the day you return from a business trip, you must prorate the standard meal allowance (figure a reduced amount for each day). You can do so by one of two methods.

- Method 1: You can claim $\frac{3}{4}$ of the standard meal allowance.
- Method 2: You can prorate using any method that you consistently apply and that is in accordance with reasonable business practice.

Example. Jen is employed in New Orleans as a convention planner. In March, her employer sent her on a 3-day trip to Washington, DC, to attend a planning seminar. She left her home in New Orleans at 10 a.m. on Wednesday and arrived in Washington, DC, at 5:30 p.m. After spending two nights there, she flew back to New Orleans on Friday and arrived back home at 8:00 p.m. Jen's employer gave her a flat amount to cover her expenses and included it with her wages.

Under Method 1, Jen can claim $2\frac{1}{2}$ days of the standard meal allowance for Washington, DC: $\frac{3}{4}$ of the daily rate for Wednesday and Friday (the days she departed and returned), and the full daily rate for Thursday.

Under Method 2, Jen could also use any method that she applies consistently and that is in accordance with reasonable business practice. For example, she could claim 3 days of the standard meal allowance even though a federal employee would have to use method 1 and be limited to only $2\frac{1}{2}$ days.

Travel in the United States

The following discussion applies to travel in the United States. For this purpose, the United States includes the 50 states and the District of Columbia. The treatment of your travel expenses depends on how much of your trip was business related and on how much of your trip occurred within the United States. See *Part of Trip Outside the United States*, later.

Trip Primarily for Business

You can deduct all your travel expenses if your trip was entirely business related. If your trip was primarily for business and, while at your business destination, you extended your stay for a vacation, made a personal side trip, or had other personal activities, you can deduct your business-related travel expenses. These expenses include the travel costs of getting to and from your business destination and any business-related expenses at your business destination.

Example. You work in Atlanta and take a business trip to New Orleans. On your way home, you stop in Mobile to visit your parents. You spend \$1,070 for the 9 days you are away from home for travel, meals, lodging, and other travel expenses. If you had not stopped in Mobile, you would have been gone only 6 days, and your total cost would have been \$920. You can deduct \$920 for your trip, including the cost of round-trip transportation to and from New Orleans.

ans. The deduction for your meals is subject to the 50% limit on meals mentioned earlier.

Trip Primarily for Personal Reasons

If your trip was primarily for personal reasons, such as a vacation, the entire cost of the trip is a nondeductible personal expense. However, you can deduct any expenses you have while at your destination that are directly related to your business.

A trip to a resort or on a cruise ship may be a vacation even if the promoter advertises that it is primarily for business. The scheduling of incidental business activities during a trip, such as viewing videotapes or attending lectures dealing with general subjects, will not change what is really a vacation into a business trip.

Part of Trip Outside the United States

If part of your trip is outside the United States, use the rules described later under *Travel Outside the United States* for that part of the trip. For the part of your trip that is inside the United States, use the rules for travel in the United States. Travel outside the United States does not include travel from one point in the United States to another point in the United States. The following discussion can help you determine whether your trip was entirely within the United States.

Public transportation. If you travel by public transportation, any place in the United States where that vehicle makes a scheduled stop is a point in the United States. Once the vehicle leaves the last scheduled stop in the United States on its way to a point outside the United States, you apply the rules under *Travel Outside the United States*.

Example. You fly from New York to Puerto Rico with a scheduled stop in Miami. You return to New York nonstop. The flight from New York to Miami is in the United States, so only the flight from Miami to Puerto Rico is outside the United States. Because there are no scheduled stops between Puerto Rico and New York, all of the return trip is outside the United States.

Private car. Travel by private car in the United States is travel between points in the United States, even when you are on your way to a destination outside the United States.

Example. You travel by car from Denver to Mexico City and return. Your travel from Denver to the border and from the border back to Denver is travel in the United States, and the rules in this section apply. The rules under *Travel Outside the United States* apply to your trip from the border to Mexico City and back to the border.

Travel Outside the United States

If any part of your business travel is outside the United States, some of your deductions for the cost of getting to and from your destination may be limited. For this purpose, the United States includes the 50 states and the District of Columbia.

How much of your travel expenses you can deduct depends in part upon how much of your

trip outside the United States was business related.

See chapter 1 of Publication 463 for information on luxury water travel.

Travel Entirely for Business or Considered Entirely for Business

You can deduct all your travel expenses of getting to and from your business destination if your trip is entirely for business or considered entirely for business.

Travel entirely for business. If you travel outside the United States and you spend the entire time on business activities, you can deduct all of your travel expenses.

Travel considered entirely for business. Even if you did not spend your entire time on business activities, your trip is considered entirely for business if you meet at least one of the following four exceptions.

Exception 1 - No substantial control. Your trip is considered entirely for business if you did not have substantial control over arranging the trip. The fact that you control the timing of your trip does not, by itself, mean that you have substantial control over arranging your trip.

You do not have substantial control over your trip if you:

- Are an employee who was reimbursed or paid a travel expense allowance,
- Are not related to your employer, and
- Are not a managing executive.

“Related to your employer” is defined later in this chapter under *Related to employer*.

A “managing executive” is an employee who has the authority and responsibility, without being subject to the veto of another, to decide on the need for the business travel.

A self-employed person generally has substantial control over arranging business trips.

Exception 2 - Outside United States no more than a week. Your trip is considered entirely for business if you were outside the United States for a week or less, combining business and nonbusiness activities. One week means seven consecutive days. In counting the days, do not count the day you leave the United States, but do count the day you return to the United States.

Exception 3 - Less than 25% of time on personal activities. Your trip is considered entirely for business if:

- You were outside the United States for more than a week, and
- You spent less than 25% of the total time you were outside the United States on nonbusiness activities.

For this purpose, count both the day your trip began and the day it ended.

Exception 4 - Vacation not a major consideration. Your trip is considered entirely for business if you can establish that a personal vacation was not a major consideration, even if you have substantial control over arranging the trip.

Travel Primarily for Business

If you travel outside the United States primarily for business but spend some of your time on nonbusiness activities, you generally cannot deduct all of your travel expenses. You can only deduct the business portion of your cost of getting to and from your destination. You must allocate the costs between your business and nonbusiness activities to determine your deductible amount. These travel allocation rules are discussed in chapter 1 of Publication 463.



You do not have to allocate your travel expense deduction if you meet one of the four exceptions listed earlier under Travel considered entirely for business. In those cases, you can deduct the total cost of getting to and from your destination.

Travel Primarily for Personal Reasons

If you travel outside the United States primarily for vacation or for investment purposes, the entire cost of the trip is a nondeductible personal expense. If you spend some time attending brief professional seminars or a continuing education program, you can deduct your registration fees and other expenses you have that are directly related to your business.

Conventions

You can deduct your travel expenses when you attend a convention if you can show that your attendance benefits your trade or business. You cannot deduct the travel expenses for your family.

If the convention is for investment, political, social, or other purposes unrelated to your trade or business, you cannot deduct the expenses.



Your appointment or election as a delegate does not, in itself, determine whether you can deduct travel expenses. You can deduct your travel expenses only if your attendance is connected to your own trade or business.

Convention agenda. The convention agenda or program generally shows the purpose of the convention. You can show your attendance at the convention benefits your trade or business by comparing the agenda with the official duties and responsibilities of your position. The agenda does not have to deal specifically with your official duties and responsibilities; it will be enough if the agenda is so related to your position that it shows your attendance was for business purposes.

Conventions held outside the North American area. See chapter 1 of Publication 463 for information on conventions held outside the North American area.

Entertainment Expenses

You may be able to deduct business-related entertainment expenses you have for entertaining a client, customer, or employee.

You can deduct entertainment expenses only if they are both ordinary and necessary

(defined earlier in the Introduction) and meet one of the following tests.

- Directly-related test.
- Associated test.

Both of these tests are explained in chapter 2 of Publication 463.



The amount you can deduct for entertainment expenses may be limited. Generally, you can deduct only 50% of your unreimbursed entertainment expenses. This limit is discussed later under 50% Limit.

Club dues and membership fees. You cannot deduct dues (including initiation fees) for membership in any club organized for:

- Business,
- Pleasure,
- Recreation, or
- Other social purpose.

This rule applies to any membership organization if one of its principal purposes is either:

- To conduct entertainment activities for members or their guests, or
- To provide members or their guests with access to entertainment facilities.

The purposes and activities of a club, not its name, will determine whether or not you can deduct the dues. You cannot deduct dues paid to:

- Country clubs,
- Golf and athletic clubs,
- Airline clubs,
- Hotel clubs, and
- Clubs operated to provide meals under circumstances generally considered to be conducive to business discussions.

Entertainment. Entertainment includes any activity generally considered to provide entertainment, amusement, or recreation. Examples include entertaining guests at nightclubs; at social, athletic, and sporting clubs; at theaters; at sporting events; on yachts; or on hunting, fishing, vacation, and similar trips.

You cannot deduct expenses for entertainment that are lavish or extravagant. If you buy a ticket to an entertainment event for a client, you generally cannot deduct more than the face value of the ticket, even if you paid a higher price.

Gift or entertainment. Any item that might be considered either a gift or entertainment generally will be considered entertainment. However, if you give a customer packaged food or beverages that you intend the customer to use at a later date, treat it as a gift.

If you give a customer tickets to a theater performance or sporting event and you do not go with the customer to the performance or event, you have a choice. You can treat the tickets as either a gift or entertainment, whichever is to your advantage.

If you go with the customer to the event, you must treat the cost of the tickets as an entertainment expense. You cannot choose, in this case, to treat the tickets as a gift.

Separating costs. If you have one expense that includes the costs of entertainment, and

other services (such as lodging or transportation), you must allocate that expense between the cost of entertainment and the cost of other services. You must have a reasonable basis for making this allocation. For example, you must allocate your expenses if a hotel includes entertainment in its lounge on the same bill with your room charge.

A meal as a form of entertainment. Entertainment includes the cost of a meal you provide to a customer or client, whether the meal is a part of other entertainment or by itself. A meal expense includes the cost of food, beverages, taxes, and tips for the meal. To deduct an entertainment-related meal, you or your employee must be present when the food or beverages are provided.



You cannot claim the cost of your meal both as an entertainment expense and as a travel expense.

Taking turns paying for meals or entertainment. If a group of business acquaintances take turns picking up each others' meal or entertainment checks without regard to whether any business purposes are served, no member of the group can deduct any part of the expense.

Trade association meetings. You can deduct entertainment expenses that are directly related to, and necessary for, attending business meetings or conventions of certain exempt organizations if the expenses of your attendance are related to your active trade or business. These organizations include business leagues, chambers of commerce, real estate boards, trade associations, and professional associations.

Additional information. For more information on entertainment expenses, including discussions of the directly-related and associated tests, see chapter 2 of Publication 463.

50% Limit

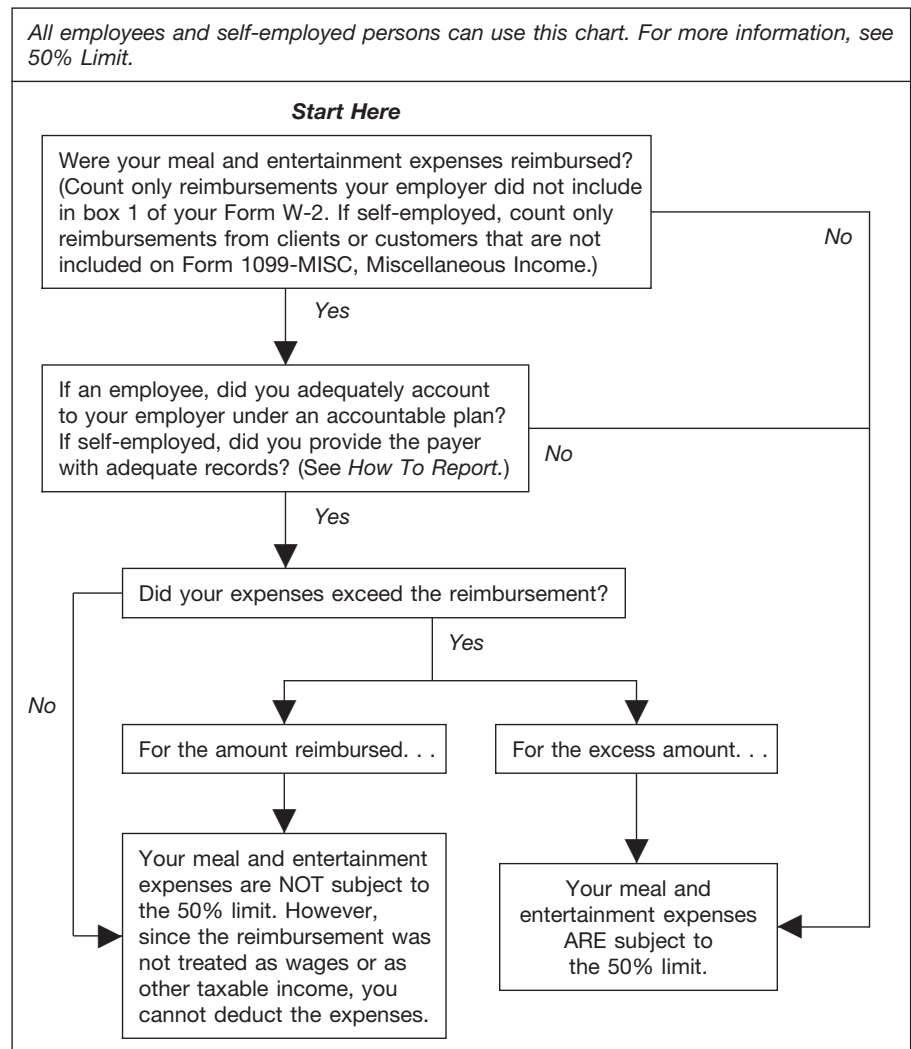
In general, you can deduct only 50% of your business-related meal and entertainment expenses. (If you are subject to the Department of Transportation's "hours of service" limits, you can deduct a higher percentage. See *Individuals subject to "hours of service" limits*, later.)

The 50% limit applies to employees or their employers, and to self-employed persons (including independent contractors) or their clients, depending on whether the expenses are reimbursed.

Figure 26-A summarizes the general rules explained in this section.

Figure 26-A. Does the 50% Limit Apply to Your Expenses?

There are exceptions to these rules. See *Exceptions to the 50% Limit*.



The 50% limit applies to business meals or entertainment expenses you have while:

- Traveling away from home (whether eating alone or with others) on business,
- Entertaining customers at your place of business, a restaurant, or other location, or
- Attending a business convention or reception, business meeting, or business luncheon at a club.

Included expenses. Expenses subject to the 50% limit include:

- Taxes and tips relating to a business meal or entertainment activity,
- Cover charges for admission to a nightclub,
- Rent paid for a room in which you hold a dinner or cocktail party, and
- Amounts paid for parking at a sports arena.

However, the cost of transportation to and from a business meal or a business-related entertainment activity is not subject to the 50% limit.

Application of 50% limit. The 50% limit on meal and entertainment expenses applies if the expense is otherwise deductible and is not covered by one of the exceptions discussed later in this section.

The 50% limit also applies to certain meal and entertainment expenses that are not business-related. It applies to meal and entertainment expenses incurred for the production of income, including rental or royalty income. It also applies to the cost of meals included in deductible educational expenses.

When to apply the 50% limit. You apply the 50% limit after determining the amount that would otherwise qualify for a deduction. You first have to determine the amount of meal and entertainment expenses that would be deductible under the other rules discussed in this chapter.

Example 1. You spend \$100 for a business-related meal. If \$40 of that amount is not allowable because it is lavish and extravagant, the remaining \$60 is subject to the 50% limit. Your deduction cannot be more than \$30 ($.50 \times \60).

Example 2. You purchase two tickets to a concert and give them to a client. You purchased the tickets through a ticket agent. You paid \$150 for the two tickets, which had a face value of \$60 each (\$120 total). Your deduction cannot be more than \$60 ($.50 \times \120).

Exceptions to the 50% Limit

Generally, business-related meal and entertainment expenses are subject to the 50% limit. Figure 26-A can help you determine if the 50% limit applies to you.

Your meal or entertainment expense is not subject to the 50% limit if the expense meets one of the following exceptions.

Employee's reimbursed expenses. If you are an employee, you are not subject to the 50% limit on expenses for which your employer reimburses you under an accountable plan. Accountable plans are discussed later under *Reimbursements*.

Individuals subject to "hours of service" limits. You can deduct a higher percentage of your meal expenses while traveling away from your tax home if the meals take place during or incident to any period subject to the Department of Transportation's "hours of service" limits. The percentage is 70% for 2005, and it gradually increases to 80% by the year 2008.

Individuals subject to the Department of Transportation's "hours of service" limits include the following persons.

- Certain air transportation workers (such as pilots, crew, dispatchers, mechanics, and control tower operators) who are under Federal Aviation Administration regulations.
- Interstate truck operators and bus drivers who are under Department of Transportation regulations.
- Certain railroad employees (such as engineers, conductors, train crews, dispatchers, and control operations personnel) who are under Federal Railroad Administration regulations.
- Certain merchant mariners who are under Coast Guard regulations.

Other exceptions. There are also exceptions for the self-employed, advertising expenses, selling meals or entertainment, and charitable sports events. These are discussed in Publication 463.

Gift Expenses

If you give gifts in the course of your trade or business, you can deduct all or part of the cost. This section explains the limits and rules for deducting the costs of gifts.

\$25 limit. You can deduct no more than \$25 for business gifts you give directly or indirectly to any one person during your tax year. A gift to a company that is intended for the eventual personal use or benefit of a particular person or a limited class of people will be considered an indirect gift to that particular person or to the individuals within that class of people who receive the gift.

If you give a gift to a member of a customer's family, the gift is generally considered to be an indirect gift to the customer. This rule does not apply if you have a *bona fide*, independent business connection with that family member and the gift is not intended for the customer's eventual use.

If you and your spouse both give gifts, both of you are treated as one taxpayer. It does not matter whether you have separate businesses, are separately employed, or whether each of you has an independent connection with the recipient. If a partnership gives gifts, the partnership and the partners are treated as one taxpayer.

Incidental costs. Incidental costs, such as engraving on jewelry, or packaging, insuring, and mailing, are generally not included in determining the cost of a gift for purposes of the \$25 limit.

A cost is incidental only if it does not add substantial value to the gift. For example, the cost of gift wrapping is an incidental cost. How-

ever, the purchase of an ornamental basket for packaging fruit is not an incidental cost if the value of the basket is substantial compared to the value of the fruit.

Exceptions. The following items are not considered gifts for purposes of the \$25 limit.

1. An item that costs \$4 or less and:
 - a. Has your name clearly and permanently imprinted on the gift, and
 - b. Is one of a number of identical items you widely distribute. Examples include pens, desk sets, and plastic bags and cases.
2. Signs, display racks, or other promotional material to be used on the business premises of the recipient.

Gift or entertainment. Any item that might be considered either a gift or entertainment generally will be considered entertainment. However, if you give a customer packaged food or beverages that you intend the customer to use at a later date, treat it as a gift.

If you give a customer tickets to a theater performance or sporting event and you do not go with the customer to the performance or event, you have a choice. You can treat the cost of the tickets as either a gift expense or an entertainment expense, whichever is to your advantage.

If you go with the customer to the event, you must treat the cost of the tickets as an entertainment expense. You cannot choose, in this case, to treat the cost of the tickets as a gift expense.

Transportation Expenses

This section discusses expenses you can deduct for business transportation when you are not traveling away from home as defined earlier under *Travel Expenses*. These expenses include the cost of transportation by air, rail, bus, taxi, etc., and the cost of driving and maintaining your car.

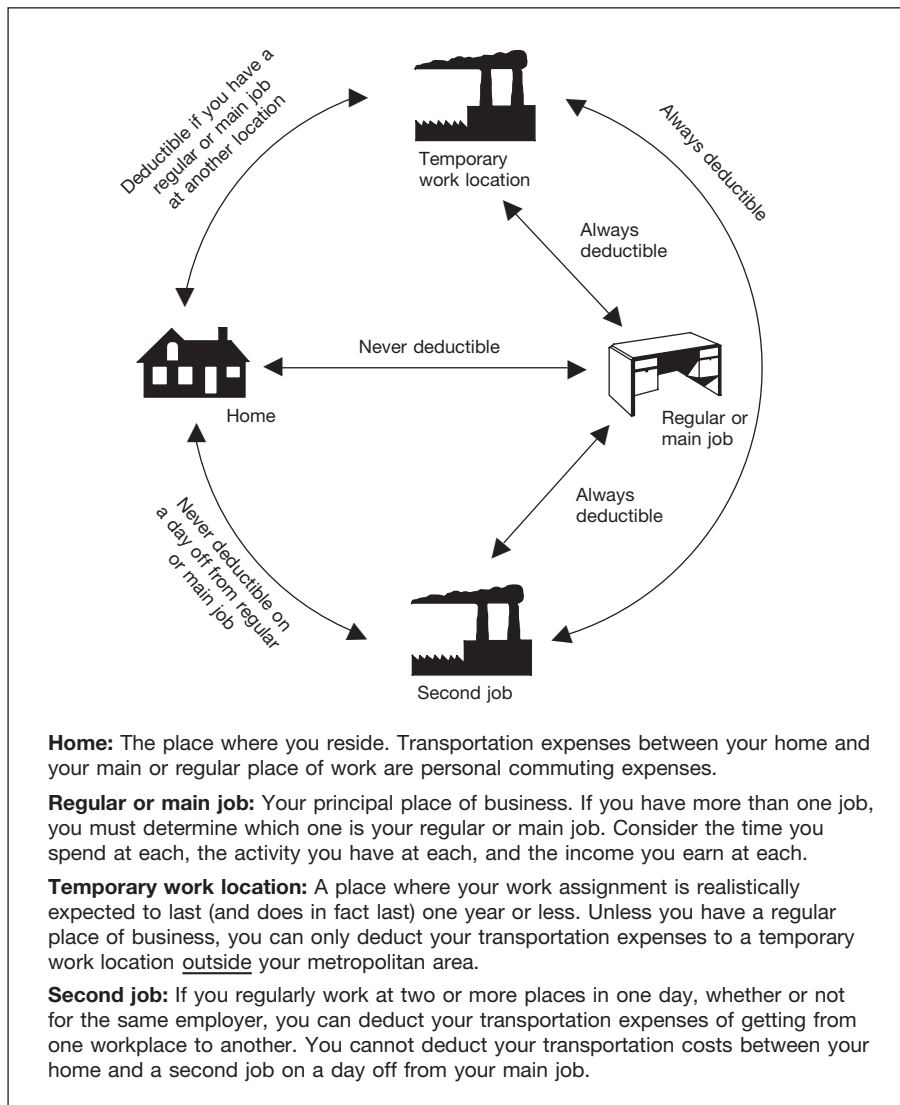
Transportation expenses include the ordinary and necessary costs of all of the following.

- Getting from one workplace to another in the course of your business or profession when you are traveling within your tax home. (Tax home is defined earlier under *Travel Expenses*.)
- Visiting clients or customers.
- Going to a business meeting away from your regular workplace.
- Getting from your home to a temporary workplace when you have one or more regular places of work. These temporary workplaces can be either within the area of your tax home or outside that area.

Transportation expenses do not include expenses you have while traveling away from home overnight. Those expenses are travel expenses, which are discussed earlier. However, if you use your car while traveling away from home overnight, use the rules in this section to figure your car expense deduction. See *Car Expenses*, later.

Figure 26-B. When Are Transportation Expenses Deductible?

Most employees and self-employed persons can use this chart.
(Do not use this chart if your home is your principal place of business.
See *Office in the home.*)



Generally, a metropolitan area includes the area within the city limits and the suburbs that are considered part of that metropolitan area.

You cannot deduct daily transportation costs between your home and temporary work sites within your metropolitan area. These are nondeductible commuting expenses.

Two places of work. If you work at two places in one day, whether or not for the same employer, you can deduct the expense of getting from one workplace to the other. However, if for some personal reason you do not go directly from one location to the other, you cannot deduct more than the amount it would have cost you to go directly from the first location to the second.

Transportation expenses you have in going between home and a part-time job on a day off from your main job are commuting expenses. You cannot deduct them.

Armed Forces reservists. A meeting of an Armed Forces reserve unit is a second place of business if the meeting is held on a day on which you work at your regular job. You can deduct the expense of getting from one workplace to the other as just discussed under *Two places of work.*

You usually cannot deduct the expense if the reserve meeting is held on a day on which you do not work at your regular job. In this case, your transportation generally is a nondeductible commuting expense. However, you can deduct your transportation expenses if the location of the meeting is temporary and you have one or more regular places of work.

If you ordinarily work in a particular metropolitan area but not at any specific location and the reserve meeting is held at a temporary location outside that metropolitan area, you can deduct your transportation expenses.

If you travel away from home overnight to attend a guard or reserve meeting, you can deduct your travel expenses. These expenses are discussed earlier under *Travel Expenses.*

If you travel more than 100 miles away from home in connection with your performance of services as a member of the reserves, you may be able to deduct some of your reserve-related travel costs as an adjustment to income rather than as an itemized deduction. See *Armed Forces reservists traveling more than 100 miles from home* under *Special Rules*, later.

Illustration of transportation expenses.

Figure 26-B illustrates the rules for when you can deduct transportation expenses when you have a regular or main job away from your home. You may want to refer to it when deciding whether you can deduct your transportation expenses.

Temporary work location. If you have one or more regular work locations away from your home and you commute to a temporary work location in the same trade or business, you can deduct the expenses of the daily round-trip transportation between your home and the temporary location, regardless of distance.

If your employment at a work location is realistically expected to last (and does in fact last) for one year or less, the employment is temporary unless there are facts and circumstances that would indicate otherwise.

If your employment at a work location is realistically expected to last for more than 1 year or if there is no realistic expectation that the employment will last for 1 year or less, the em-

ployment is not temporary, regardless of whether it actually lasts for more than 1 year.

If employment at a work location initially is realistically expected to last for 1 year or less, but at some later date the employment is realistically expected to last more than 1 year, that employment will be treated as temporary (unless there are facts and circumstances that would indicate otherwise) until your expectation changes. It will not be treated as temporary after the date you determine it will last more than 1 year.

If the temporary work location is beyond the general area of your regular place of work and you stay overnight, you are traveling away from home. You may have deductible travel expenses as discussed earlier in this chapter.

No regular place of work. If you have no regular place of work but ordinarily work in the metropolitan area where you live, you can deduct daily transportation costs between home and a temporary work site outside that metropolitan area.

Commuting expenses. You cannot deduct the costs of taking a bus, trolley, subway, or taxi, or of driving a car between your home and your main or regular place of work. These costs are personal commuting expenses. You cannot deduct commuting expenses no matter how far your home is from your regular place of work. You cannot deduct commuting expenses even if you work during the commuting trip.

Example. You had a telephone installed in your car. You sometimes use that telephone to make business calls while commuting to and from work. Sometimes business associates ride with you to and from work, and you have a business discussion in the car. These activities do not change the trip from personal to business. You cannot deduct your commuting expenses.

Parking fees. Fees you pay to park your car at your place of business are nondeductible commuting expenses. You can, however, deduct business-related parking fees when visiting a customer or client.

Advertising display on car. Putting display material that advertises your business on your car does not change the use of your car from personal use to business use. If you use this car for commuting or other personal uses, you still cannot deduct your expenses for those uses.

Car pools. You cannot deduct the cost of using your car in a nonprofit car pool. Do not include payments you receive from the passengers in your income. These payments are considered reimbursements of your expenses. However, if you operate a car pool for a profit, you must include payments from passengers in your income. You can then deduct your car expenses (using the rules in this chapter).

Hauling tools or instruments. Hauling tools or instruments in your car while commuting to and from work does not make your car expenses deductible. However, you can deduct any additional costs you have for hauling tools or instruments (such as for renting a trailer you tow with your car).

Union members' trips from a union hall. If you get your work assignments at a union hall and then go to your place of work, the costs of getting from the union hall to your place of work are nondeductible commuting expenses. Although you need the union to get your work assignments, you are employed where you work, not where the union hall is located.

Office in the home. If you have an office in your home that qualifies as a principal place of business, you can deduct your daily transportation costs between your home and another work location in the same trade or business. (See chapter 28 for information on determining if your home office qualifies as a principal place of business.)

Examples of deductible transportation. The following examples show when you can deduct transportation expenses based on the location of your work and your home.

Example 1. You regularly work in an office in the city where you live. Your employer sends you to a one-week training session at a different office in the same city. You travel directly from your home to the training location and return each day. You can deduct the cost of your daily round-trip transportation between your home and the training location.

Example 2. Your principal place of business is in your home. You can deduct the cost of round-trip transportation between your qualifying home office and your client's or customer's place of business.

Example 3. You have no regular office, and you do not have an office in your home. In this case, the location of your first business contact is considered your office. Transportation expenses between your home and this first contact are nondeductible commuting expenses. Transportation expenses between your last business contact and your home are also nondeductible commuting expenses. Although you cannot deduct the costs of these first and last trips, you can deduct the costs of going from one client or customer to another.

Car Expenses

If you use your car for business purposes, you may be able to deduct car expenses. You gener-

ally can use one of the two following methods to figure your deductible expenses.

- Standard mileage rate.
- Actual car expenses.

If you use actual car expenses to figure your deduction for a car you lease, there are rules that affect the amount of your lease payments that you can deduct. See *Leasing a car* under *Actual Car Expenses*, later.

In this chapter, "car" includes a van, pickup, or panel truck.



You may be entitled to a tax credit for an electric vehicle (see chapter 37) or a deduction from gross income for a part of the cost of a clean-fuel vehicle that you place in service during the year. The vehicle must meet certain requirements, and you do not have to use it in your business to qualify for the credit or the deduction. For more information, see chapter 12 of Publication 535.

Rural mail carriers. If you are a rural mail carrier, you may be able to treat the amount of qualified reimbursement you received as the amount of your allowable expense. Because the qualified reimbursement is treated as paid under an accountable plan, your employer should not include the amount of reimbursement in your income.

If your vehicle expenses are more than the amount of your reimbursement, you can deduct the unreimbursed expenses as an itemized deduction on Schedule A (Form 1040). You must complete Form 2106 and attach it to your Form 1040.

A "qualified reimbursement" is the reimbursement you receive that meets both of the following conditions.

- It is given as an equipment maintenance allowance (EMA) to employees of the U.S. Postal Service.
- It is at the rate contained in the 1991 collective bargaining agreement. Any later agreement cannot increase the qualified reimbursement amount by more than the rate of inflation.

See your employer for information on your reimbursement.



If you are a rural mail carrier and received a qualified reimbursement, you cannot use the standard mileage rate.

Standard Mileage Rate

You may be able to use the standard mileage rate to figure the deductible costs of operating your car for business purposes. For 2005, the standard mileage rate for each mile of business use is:

- 40½ cents per mile for the period January 1 through August 31, 2005, and
- 48½ cents per mile for the period September 1 through December 31, 2005.



If you use the standard mileage rate for a year, you cannot deduct your actual car expenses for that year, but see Parking fees and tolls, later.

You generally can use the standard mileage rate whether or not you are reimbursed and

whether any reimbursement is more or less than the amount figured using the standard mileage rate. See *Reimbursements* under *How To Report*, later.

Choosing the standard mileage rate. If you want to use the standard mileage rate for a car you own, you must choose to use it in the first year the car is available for use in your business. Then in later years, you can choose to use either the standard mileage rate or actual expenses.

If you want to use the standard mileage rate for a car you lease, you must use it for the entire lease period. For leases that began on or before December 31, 1997, the standard mileage rate must be used for the entire portion of the lease period (including renewals) that is after 1997.

If you choose to use the standard mileage rate, you are considered to have chosen not to use the depreciation methods under the Modified Accelerated Cost Recovery System (MACRS). This is because the standard mileage rate includes an allowance for depreciation that is not expressed in terms of years. If you change to the actual expenses method in a later year, but before your car is fully depreciated, you have to estimate the remaining useful life of the car and use straight line depreciation. For more information about depreciation included in the standard mileage rate, see the exception in *Methods of depreciation* under *Depreciation Deduction* in chapter 4 of Publication 463.

Standard mileage rate not allowed. You cannot use the standard mileage rate if you:

- Use the car for hire (such as a taxi),
- Use five or more cars at the same time (as in fleet operations),
- Claimed a depreciation deduction for the car using any method other than straight line depreciation,
- Claimed a section 179 deduction on the car,
- Claimed the special depreciation allowance on the car,
- Claimed actual car expenses after 1997 for a car you leased, or
- Are a rural mail carrier who received a qualified reimbursement. (See *Rural mail carriers*, earlier.)

Five or more cars. If you own or lease five or more cars that are used for business at the same time, you cannot use the standard mileage rate for the business use of any car. However, you may be able to deduct your actual expenses for operating each of the cars in your business. See *Actual Car Expenses* in chapter 4 of Publication 463 for information on how to figure your deduction.

You are not using five or more cars for business at the same time if you alternate using (use at different times) the cars for business.

Parking fees and tolls. In addition to using the standard mileage rate, you can deduct any business-related parking fees and tolls. (Parking fees that you pay to park your car at your place of work are nondeductible commuting expenses.)

Actual Car Expenses

If you do not use the standard mileage rate, you may be able to deduct your actual car expenses.



If you qualify to use both methods, you may want to figure your deduction both ways to see which gives you a larger deduction.

Actual car expenses include:

Depreciation	Lease payments	Registration fees
Garage rent	Licenses	Repairs
Gas	Oil	Tires
Insurance	Parking fees	Tolls

Business and personal use. If you use your car for both business and personal purposes, you must divide your expenses between business and personal use. You can divide your expense based on the miles driven for each purpose.

Example. You are a contractor and drive your car 20,000 miles during the year: 12,000 miles for business use and 8,000 miles for personal use. You can claim only 60% (12,000 ÷ 20,000) of the cost of operating your car as a business expense.

Interest on car loans. If you are an employee, you cannot deduct any interest paid on a car loan. This interest is treated as personal interest and is not deductible. However, if you are self-employed and use your car in that business, see chapter 5 of Publication 535.



If you use a home equity loan to purchase your car, you may be able to deduct the interest. See chapter 23 for more information.

Taxes paid on your car. If you are an employee, you can deduct personal property taxes paid on your car if you itemize deductions. Enter the amount paid on line 7 of Schedule A (Form 1040). (See chapter 22 for more information on taxes.) If you are not an employee, see your form instructions for information on how to deduct personal property taxes paid on your car.

Sales taxes. Generally, sales taxes on your car are part of your car's basis and are recovered through depreciation, discussed later. However, to the extent the car is not used in your trade or business, you can choose to deduct the nonbusiness part of the sales tax on your car as part of your state and local sales tax deduction on Schedule A (Form 1040). You can only choose to deduct state and local sales taxes as an itemized deduction if you choose not to deduct state and local income taxes.

Fines and collateral. You cannot deduct fines you pay and forfeited collateral for traffic violations.

Depreciation and section 179 deductions. Generally, the cost of a car, plus sales tax and improvements, is a capital expense. Because the benefits last longer than one year, you generally cannot deduct a capital expense. However, you can recover this cost through the section 179 deduction (the deduction allowed by section 179 of the Internal Revenue Code), and depreciation deductions. Depreciation allows you to recover the cost over more than one year by deducting part of it each year. The section 179 deduction, and the depreciation deduction are discussed in more detail in chapter 4 of Publication 463.

Generally, there are limits on these deductions. Special rules apply if you use your car 50% or less in your work or business.

Leasing a car. If you lease a car, truck, or van that you use in your business, you can use the standard mileage rate or actual expenses to figure your deductible car expense.

Deductible payments. If you choose to use actual expenses, you can deduct the part of each lease payment that is for the use of the car in your business. You cannot deduct any part of a lease payment that is for personal use of the car, such as commuting.

You must spread any advance payments over the entire lease period. You cannot deduct any payments you make to buy a car, even if the payments are called lease payments.

If you lease a car for 30 days or more, you may have to reduce your lease payment deduction by an "inclusion amount." For information on reporting lease inclusion amounts, see *Leasing a Car* in chapter 4 of Publication 463.

Sale, Trade-In, or Other Disposition

If you sell, trade in, or otherwise dispose of your car, you may have a taxable gain or a deductible loss. This is true whether you used the standard mileage rate or actual car expenses to deduct the business use of your car. Publication 544 has information on sales of property used in a trade or business, and details on how to report the disposition.

Recordkeeping

If you deduct travel, entertainment, gift, or transportation expenses, you must be able to prove (substantiate) certain elements of the expense. This section discusses the records you need to keep to prove these expenses.



If you keep timely and accurate records, you will have support to show the IRS if your tax return is ever examined. You will also have proof of expenses that your employer may require if you are reimbursed under an accountable plan. These plans are discussed later under *Reimbursements*.

How To Prove Expenses

Table 26-2 is a summary of records you need to prove each expense discussed in this chapter. You must be able to prove the elements listed across the top portion of the chart. You prove them by having the information and receipts (where needed) for the expenses listed in the first column.



You cannot deduct amounts that you approximate or estimate.

You should keep adequate records to prove your expenses or have sufficient evidence that will support your own statement. You must generally prepare a written record for it to be considered adequate. This is because written evidence is more reliable than oral evidence alone. However, if you prepare a record in a computer memory device with the aid of a logging program, it is considered an adequate record.

What Are Adequate Records?

You should keep the proof you need in an account book, diary, statement of expense, or sim-

ilar record. You should also keep documentary evidence that, together with your records, will support each element of an expense.

Documentary evidence. You generally must have documentary evidence, such as receipts, canceled checks, or bills, to support your expenses.

Exception. Documentary evidence is not needed if any of the following conditions apply.

- You have meals or lodging expenses while traveling away from home for which you account to your employer under an accountable plan and you use a per diem allowance method that includes meals and/or lodging. (Accountable plans and per diem allowances are discussed later under *Reimbursements*.)
- Your expense, other than lodging, is less than \$75.
- You have a transportation expense for which a receipt is not readily available.

Adequate evidence. Documentary evidence ordinarily will be considered adequate if it shows the amount, date, place, and essential character of the expense.

For example, a hotel receipt is enough to support expenses for business travel if it has all of the following information.

- The name and location of the hotel.
- The dates you stayed there.
- Separate amounts for charges such as lodging, meals, and telephone calls.

A restaurant receipt is enough to prove an expense for a business meal if it has all of the following information.

- The name and location of the restaurant.
- The number of people served.
- The date and amount of the expense.

If a charge is made for items other than food and beverages, the receipt must show that this is the case.

Canceled check. A canceled check, together with a bill from the payee, ordinarily establishes the cost. However, a canceled check by itself does not prove a business expense without other evidence to show that it was for a business purpose.

Duplicate information. You do not have to record information in your account book or other record that duplicates information shown on a receipt as long as your records and receipts complement each other in an orderly manner.

You do not have to record amounts your employer pays directly for any ticket or other travel item. However, if you charge these items to your employer, through a credit card or otherwise, you must keep a record of the amounts you spend.

Timely-kept records. You should record the elements of an expense or of a business use at or near the time of the expense or use and support it with sufficient documentary evidence. A timely-kept record has more value than a statement prepared later when generally there is a lack of accurate recall.

You do not need to write down the elements of every expense on the day of the expense. If you maintain a log on a weekly basis which

Table 26-2. How To Prove Certain Business Expenses

IF you have expenses for...	THEN you must keep records that show details of the following elements...			
	Amount	Time	Place or Description	Business Purpose and Business Relationship
Travel	Cost of each separate expense for travel, lodging, and meals. Incidental expenses may be totaled in reasonable categories such as taxis, daily meals for traveler, etc.	Dates you left and returned for each trip and number of days spent on business.	Destination or area of your travel (name of city, town, or other designation).	<u>Purpose:</u> Business purpose for the expense or the business benefit gained or expected to be gained. <u>Relationship:</u> N/A
Entertainment	Cost of each separate expense. Incidental expenses such as taxis, telephones, etc., may be totaled on a daily basis.	Date of entertainment. (Also see <i>Business Purpose</i> .)	Name and address or location of place of entertainment. Type of entertainment if not otherwise apparent. (Also see <i>Business Purpose</i> .)	<u>Purpose:</u> Business purpose for the expense or the business benefit gained or expected to be gained. For entertainment, the nature of the business discussion or activity. If the entertainment was directly before or after a business discussion: the date, place, nature, and duration of the business discussion, and the identities of the persons who took part in both the business discussion and the entertainment activity. <u>Relationship:</u> Occupations or other information (such as names, titles, or other designations) about the recipients that shows their business relationship to you. For entertainment, you must also prove that you or your employee was present if the entertainment was a business meal.
Gifts	Cost of the gift.	Date of the gift.	Description of the gift.	<u>Purpose:</u> Business purpose for the expense. <u>Relationship:</u> N/A
Transportation	Cost of each separate expense. For car expenses, the cost of the car and any improvements, the date you started using it for business, the mileage for each business use, and the total miles for the year.	Date of the expense. For car expenses, the date of the use of the car.	Your business destination.	<u>Purpose:</u> Business purpose for the expense. <u>Relationship:</u> N/A

accounts for use during the week, the log is considered a timely-kept record.

If you give your employer, client, or customer an expense account statement, it can also be considered a timely-kept record. This is true if you copy it from your account book, diary, statement of expense, or similar record.

Proving business purpose. You must generally provide a written statement of the business purpose of an expense. However, the degree of proof varies according to the circumstances in each case. If the business purpose of an expense is clear from the surrounding circumstances, then you do not need to give a written explanation.

Confidential information. You do not need to put confidential information relating to an element of a deductible expense (such as the place, business purpose, or business relationship) in your account book, diary, or other record. However, you do have to record the information elsewhere at or near the time of the expense and have it available to fully prove that element of the expense.

What If I Have Incomplete Records?

If you do not have complete records to prove an element of an expense, then you must prove the element with:

- Your own written or oral statement, containing specific information about the element, and
- Other supporting evidence that is sufficient to establish the element.

Destroyed records. If you cannot produce a receipt because of reasons beyond your control, you can prove a deduction by reconstructing your records or expenses. Reasons beyond your control include fire, flood, and other casualty.

Separating and Combining Expenses

This section explains when expenses must be kept separate and when expenses can be combined.

Separating expenses. Each separate payment is generally considered a separate expense. For example, if you entertain a customer or client at dinner and then go to the theater, the dinner expense and the cost of the theater tickets are two separate expenses. You must record them separately in your records.

Combining items. You can make one daily entry in your record for reasonable categories of expenses. Examples are taxi fares, telephone calls, or other incidental travel costs. Meals should be in a separate category. You can include tips for meal-related services with the costs of the meals.

Expenses of a similar nature occurring during the course of a single event are considered a single expense. For example, if during entertainment at a cocktail lounge, you pay separately for each serving of refreshments, the total expense for the refreshments is treated as a single expense.

Allocating total cost. If you can prove the total cost of travel or entertainment but you cannot prove how much it cost for each person who participated in the event, you may have to allocate the total cost among you and your guests on a pro rata basis. An allocation would be

needed, for example, if you did not have a business relationship with all of your guests.

If your return is examined. If your return is examined, you may have to provide additional information to the IRS. This information could be needed to clarify or to establish the accuracy or reliability of information contained in your records, statements, testimony, or documentary evidence before a deduction is allowed.

How Long To Keep Records and Receipts

You must keep records as long as they may be needed for the administration of any provision of the Internal Revenue Code. Generally, this means you must keep your records that support your deduction (or an item of income) for 3 years from the date you file the income tax return on which the deduction is claimed. A return filed early is considered filed on the due date. For a more complete explanation, get Publication 583, *Starting a Business and Keeping Records*.

Reimbursed for expenses. Employees who give their records and documentation to their employers and are reimbursed for their expenses generally do not have to keep copies of this information. However, you may have to prove your expenses if any of the following conditions apply.

- You claim deductions for expenses that are more than reimbursements.
- Your expenses are reimbursed under a nonaccountable plan.
- Your employer does not use adequate accounting procedures to verify expense accounts.
- You are related to your employer, as defined later under *Related to employer*.

See the next section, *How To Report*, for a discussion of reimbursements, adequate accounting, and nonaccountable plans.

Additional information. Chapter 5 of Publication 463 has more information on recordkeeping, including examples.

How To Report

This section explains where and how to report the expenses discussed in this chapter. It discusses reimbursements and how to treat them under accountable and nonaccountable plans. It also explains rules for independent contractors and clients, fee-basis officials, certain performing artists, Armed Forces reservists, and certain disabled employees. This section ends with an illustration of how to report travel, entertainment, gift, and car expenses on Form 2106-EZ.

Self-employed. You must report your income and expenses on Schedule C or C-EZ (Form 1040) if you are a sole proprietor, or on Schedule F (Form 1040) if you are a farmer. You do not use Form 2106 or 2106-EZ. See your form instructions for information on how to complete your tax return. You can also find information in Publication 535 if you are a sole proprietor, or in Publication 225, *Farmer's Tax Guide*, if you are a farmer.

Both self-employed and an employee. If you are both self-employed and an employee,

you must keep separate records for each business activity. Report your business expenses for self-employment on Schedule C, C-EZ, or F (Form 1040), as discussed earlier. Report your business expenses for your work as an employee on Form 2106 or 2106-EZ, as discussed next.

Employees. If you are an employee, you generally must complete Form 2106 to deduct your travel, transportation, and entertainment expenses. However, you can use the shorter Form 2106-EZ instead of Form 2106 if you meet all of the following conditions.

- You are an employee deducting expenses attributable to your job.
- You were not reimbursed by your employer for your expenses (amounts included in box 1 of your Form W-2 are not considered reimbursements).
- If you claim car expenses, you use the standard mileage rate.

For more information on how to report your expenses on Forms 2106 and 2106-EZ, see *Completing Forms 2106 and 2106-EZ*, later.

Gifts. If you did not receive any reimbursements (or the reimbursements were all included in box 1 of your Form W-2), the only business expense you are claiming is for gifts, and the rules for certain individuals (such as performing artists) discussed later under *Special Rules*, do not apply to you, do not complete Form 2106 or 2106-EZ. Instead, claim the amount of your deductible gifts directly on line 20 of Schedule A (Form 1040).

Statutory employees. If you received a Form W-2 and the "Statutory employee" box in box 13 was checked, report your income and expenses related to that income on Schedule C or C-EZ (Form 1040). Do not complete Form 2106 or 2106-EZ.

Statutory employees include full-time life insurance salespersons, certain agent or commission drivers, traveling salespersons, and certain homeworkers.



If you are entitled to a reimbursement from your employer but you do not claim it, you cannot claim a deduction for the expenses to which that unclaimed reimbursement applies.

Reimbursement for personal expenses. If your employer reimburses you for nondeductible personal expenses, such as for vacation trips, your employer must report the reimbursement as wage income in box 1 of your Form W-2. You cannot deduct personal expenses.

Reimbursements

This section explains what to do when you receive an advance or are reimbursed for any of the employee business expenses discussed in this chapter.

If you received an advance, allowance, or reimbursement for your expenses, how you report this amount and your expenses depends on whether the reimbursement was paid to you under an accountable plan or a nonaccountable plan.

This section explains the two types of plans, how per diem and car allowances simplify proving the amount of your expenses, and the tax treatment of your reimbursements and expenses.

No reimbursement. You are not reimbursed or given an allowance for your expenses if you are paid a salary or commission with the understanding that you will pay your own expenses. In this situation, you have no reimbursement or allowance arrangement, and you do not have to read this section on reimbursements. Instead, see *Completing Forms 2106 and 2106-EZ*, later, for information on completing your tax return.

Reimbursement, allowance, or advance. A reimbursement or other expense allowance arrangement is a system or plan that an employer uses to pay, substantiate, and recover the expenses, advances, reimbursements, and amounts charged to the employer for employee business expenses. Arrangements include per diem and car allowances.

A per diem allowance is a fixed amount of daily reimbursement your employer gives you for your lodging, meal, and incidental expenses when you are away from home on business. (The term "incidental expenses" is defined earlier under *Meals and Incidental Expenses*.) A car allowance is an amount your employer gives you for the business use of your car.

Your employer should tell you what method of reimbursement is used and what records you must provide.

Accountable Plans

To be an accountable plan, your employer's reimbursement or allowance arrangement must include all of the following rules.

1. Your expenses must have a business connection — that is, you must have paid or incurred deductible expenses while performing services as an employee of your employer.
2. You must adequately account to your employer for these expenses within a reasonable period of time.
3. You must return any excess reimbursement or allowance within a reasonable period of time.

See *Adequate Accounting and Returning Excess Reimbursements*, later.

An excess reimbursement or allowance is any amount you are paid that is more than the business-related expenses that you adequately accounted for to your employer.

The definition of reasonable period of time depends on the facts and circumstances of your situation. However, regardless of the facts and circumstances of your situation, actions that take place within the times specified in the following list will be treated as taking place within a reasonable period of time.

- You receive an advance within 30 days of the time you have an expense.
- You adequately account for your expenses within 60 days after they were paid or incurred.
- You return any excess reimbursement within 120 days after the expense was paid or incurred.
- You are given a periodic statement (at least quarterly) that asks you to either return or adequately account for outstanding advances and you comply within 120 days of the statement.

Employee meets accountable plan rules. If you meet the three rules for accountable plans, your employer should not include any reimbursements in your income in box 1 of your Form W-2. If your expenses equal your reimbursement, you do not complete Form 2106. You have no deduction since your expenses and reimbursement are equal.



If your employer included reimbursements in box 1 of your Form W-2 and you meet all the rules for accountable plans, ask your employer for a corrected Form W-2.

Accountable plan rules not met. Even though you are reimbursed under an accountable plan, some of your expenses may not meet all the rules. Those expenses that fail to meet all three rules for accountable plans are treated as having been reimbursed under a nonaccountable plan (discussed later).

Reimbursement of nondeductible expenses. You may be reimbursed under your employer's accountable plan for expenses related to that employer's business, some of which are deductible as employee business expenses and some of which are not deductible. The reimbursements you receive for the nondeductible expenses do not meet rule (1) for accountable plans, and they are treated as paid under a nonaccountable plan.

Example. Your employer's plan reimburses you for travel expenses while away from home on business and also for meals when you work late at the office, even though you are not away from home. The part of the arrangement that reimburses you for the nondeductible meals when you work late at the office is treated as paid under a nonaccountable plan.



The employer makes the decision whether to reimburse employees under an accountable plan or a nonaccountable plan. If you are an employee who receives payments under a nonaccountable plan, you cannot convert these amounts to payments under an accountable plan by voluntarily accounting to your employer for the expenses and voluntarily returning excess reimbursements to the employer.

Adequate Accounting

One of the rules for an accountable plan is that you must adequately account to your employer for your expenses. You adequately account by giving your employer a statement of expense, an account book, a diary, or a similar record in which you entered each expense at or near the time you had it, along with documentary evidence (such as receipts) of your travel, mileage, and other employee business expenses. (See Table 26-2, earlier, for details you need to enter in your record and documents you need to prove certain expenses.) A per diem or car allowance satisfies the adequate accounting requirement under certain conditions. See *Per Diem and Car Allowances*, later.

You must account for all amounts you received from your employer during the year as advances, reimbursements, or allowances. This includes amounts you charged to your employer by credit card or other method. You must give your employer the same type of records and supporting information that you would have to give to the IRS if the IRS questioned a deduction on your return. You must pay back the amount of

any reimbursement or other expense allowance for which you do not adequately account or that is more than the amount for which you accounted.

Per Diem and Car Allowances

If your employer reimburses you for your expenses using a per diem or car allowance, you can generally use the allowance as proof of the amount of your expenses. A per diem or car allowance satisfies the adequate accounting requirements for the amount of your expenses only if all of the following conditions apply.

- Your employer reasonably limits payments of your expenses to those that are ordinary and necessary in the conduct of the trade or business.
- The allowance is similar in form to and not more than the federal rate (discussed later).
- You prove the time (dates), place, and business purpose of your expenses to your employer (as explained in Table 26-2) within a reasonable period of time.
- You are not related to your employer (as defined next). If you are related to your employer, you must be able to prove your expenses to the IRS even if you have already adequately accounted to your employer and returned any excess reimbursement.

If the IRS finds that an employer's travel allowance practices are not based on reasonably accurate estimates of travel costs (including recognition of cost differences in different areas for per diem amounts), you will not be considered to have accounted to your employer. In this case, you must be able to prove your expenses to the IRS.

Related to employer. You are related to your employer if:

1. Your employer is your brother or sister, half brother or half sister, spouse, ancestor, or lineal descendant,
2. Your employer is a corporation in which you own, directly or indirectly, more than 10% in value of the outstanding stock, or
3. Certain relationships (such as grantor, fiduciary, or beneficiary) exist between you, a trust, and your employer.

You may be considered to indirectly own stock, for purposes of (2), if you have an interest in a corporation, partnership, estate, or trust that owns the stock or if a member of your family or your partner owns the stock.

The federal rate. The federal rate can be figured using any one of the following methods.

1. For per diem amounts:
 - a. The regular federal per diem rate.
 - b. The standard meal allowance.
 - c. The high-low rate.
2. For car expenses:
 - a. The standard mileage rate.
 - b. A fixed and variable rate (FAVR).

Regular federal per diem rate. The regular federal per diem rate is the highest amount that the federal government will pay to its employees for lodging, meal, and incidental expenses (or meal and incidental expenses only) while they are traveling away from home in a particular area. The rates are different for different locations. Your employer should have these rates available. (Employers can get Publication 1542 on the Internet, which gives the rates in the continental United States for the current year.)

The standard meal allowance. The standard meal allowance (discussed earlier) is the federal rate for meals and incidental expenses (M&IE). The rate for most small localities in the United States is \$31 a day from January 1 through September 30, 2005, and \$39 a day from October 1 through December 31, 2005. Most major cities and many other localities qualify for higher rates. The rates for all localities within the continental United States are listed in Publication 1542. You can also find this information on the Internet at www.gsa.gov.

You receive an allowance only for meals and incidental expenses when your employer does one of the following.

- Provides you with lodging (furnishes it in kind).
- Reimburses you, based on your receipts, for the actual cost of your lodging.
- Pays the hotel, motel, etc., directly for your lodging.
- Does not have a reasonable belief that you had (or will have) lodging expenses, such as when you stay with friends or relatives or sleep in the cab of your truck.
- Figures the allowance on a basis similar to that used in computing your compensation, such as number of hours worked or miles traveled.

High-low rate. This is a simplified method of computing the federal per diem rate for travel within the continental United States. It eliminates the need to keep a current list of the per diem rate for each city.

Under the high-low method, the per diem amount for travel during January through September of 2005 is \$204 (including \$46 for M&IE) for certain high-cost locations. All other areas have a per diem amount of \$129 (including \$36 for M&IE). (Employers can get Publication 1542 which gives the areas eligible for the \$204 per diem amount under the high-low method for all or part of this period.)



Effective October 1, 2005, the per diem rate under this method for certain high-cost locations increased to \$226 (including \$58 for M&IE). The rate for all other locations increased to \$141 (including \$45 for M&IE). However, an employer can continue to use the rates described in the preceding paragraph for the remainder of 2005 if those rates and locations are used consistently during October, November, and December for all employees. Employers who did not use the high-low method during the first 9 months of 2005 cannot begin to use it before 2006. See Revenue Procedure 2005-67 for more information. Also see Publication 1542 on the Internet at www.irs.gov.

Prorating the standard meal allowance on partial days of travel. The standard meal allowance is for a full 24-hour day of travel. If you travel for part of a day, such as on the days you depart and return, you must prorate the full-day

M&IE rate. This rule also applies if your employer uses the regular federal per diem rate or the high-low rate.

You can use either of the following methods to figure the federal M&IE for that day.

1. *Method 1:*

- a. For the day you depart, add $\frac{3}{4}$ of the standard meal allowance amount for that day.
- b. For the day you return, add $\frac{3}{4}$ of the standard meal allowance amount for the preceding day.

2. *Method 2:* Prorate the standard meal allowance using any method that you consistently apply and that is in accordance with reasonable business practice.

The standard mileage rate. This is a set rate per mile that you can use to compute your deductible car expenses. For 2005, the standard mileage rate for the cost of operating your car is:

- 40 $\frac{1}{2}$ cents per mile for the period January 1 through August 31, 2005, and
- 48 $\frac{1}{2}$ cents per mile for the period September 1 through December 31, 2005.

Fixed and variable rate (FAVR). This is an allowance your employer may use to reimburse your car expenses. Under this method, your employer pays an allowance that includes a combination of payments covering fixed and variable costs, such as a cents-per-mile rate to cover your variable operating costs (such as gas, oil, etc.) plus a flat amount to cover your fixed costs (such as depreciation (or lease payments), insurance, etc.). If your employer chooses to use this method, your employer will request the necessary records from you.

Reporting your expenses with a per diem or car allowance. If your reimbursement is in the form of an allowance received under an accountable plan, the following facts affect your reporting.

- The federal rate.
- Whether the allowance or your actual expenses were more than the federal rate.

The following discussions explain where to report your expenses depending upon how the amount of your allowance compares to the federal rate.

Allowance less than or equal to the federal rate. If your allowance is less than or equal to the federal rate, the allowance will not be included in box 1 of your Form W-2. You do not need to report the related expenses or the allowance on your return if your expenses are equal to or less than the allowance.

However, if your actual expenses are more than your allowance, you can complete Form 2106 and deduct the excess amount on Schedule A (Form 1040). If you are using actual expenses, you must be able to prove to the IRS the total amount of your expenses and reimbursements for the entire year. If you are using the standard meal allowance or the standard mileage rate, you do not have to prove that amount.

Example. Nicole drives 10,000 miles a year for business (6,500 miles from January 1 through August 31, 2005, and 3,500 miles from September 1 through December 31, 2005). Under her employer's accountable plan, she ac-

counts for the time (dates), place, and business purpose of each trip. Her employer pays her a mileage allowance of 25 cents a mile.

Since Nicole's \$4,331 expenses computed under the standard mileage rate (6,500 miles \times 40 $\frac{1}{2}$ cents (\$2,633) + 3,500 miles \times 48 $\frac{1}{2}$ cents (\$1,698)) are more than her \$2,500 reimbursement (10,000 miles \times 25 cents), she itemizes her deductions to claim the excess expenses. Nicole completes Form 2106 (showing all of her expenses and reimbursements) and enters \$1,831 (\$4,331 - \$2,500) as an itemized deduction.

Allowance more than the federal rate. If your allowance is more than the federal rate, your employer must include the allowance amount up to the federal rate in box 12 of your Form W-2. This amount is not taxable. However, the excess allowance will be included in box 1 of your Form W-2. You must report this part of your allowance as if it were wage income.

If your actual expenses are less than or equal to the federal rate, you do not complete Form 2106 or claim any of your expenses on your return.

However, if your actual expenses are more than the federal rate, you can complete Form 2106 and deduct those excess expenses. You must report on Form 2106 your reimbursements up to the federal rate (as shown in box 12 of your Form W-2) and all your expenses. You should be able to prove these amounts to the IRS.

Example. Joe lives and works in Austin. In May his employer sent him to San Diego for 4 days and paid the hotel directly for Joe's hotel bill. The employer reimbursed Joe \$60 a day for his meals and incidental expenses. The federal rate for San Diego is \$51 a day.

Joe can prove that his actual meal expenses totaled \$325. His employer's accountable plan will not pay more than \$60 a day for travel to San Diego, so Joe does not give his employer the records that prove that he actually spent \$325. However, he does account for the time, place, and business purpose of the trip. This is Joe's only business trip this year.

Joe was reimbursed \$240 ($\60×4 days), which is \$36 more than the federal rate of \$204 ($\51×4 days). His employer includes the \$36 as income on Joe's Form W-2 in box 1. His employer also enters \$204 in box 12 of Joe's Form W-2.

Joe completes Form 2106 to figure his deductible expenses. He enters the total of his actual expenses for the year (\$325) on Form 2106. He also enters the reimbursements that were not included in his income (\$204). His total deductible expense, before the 50% limit, is \$121. After he figures the 50% limit on his unreimbursed meals and entertainment, he will include the balance, \$61, as an itemized deduction on Schedule A (Form 1040).

Returning Excess Reimbursements

Under an accountable plan, you are required to return any excess reimbursement or other expense allowances for your business expenses to the person paying the reimbursement or allowance. Excess reimbursement means any amount for which you did not adequately account within a reasonable period of time. For example, if you received a travel advance and you did not spend all the money on business-related expenses, or you do not have proof of all

your expenses, you have an excess reimbursement.

"Adequate accounting" and "reasonable period of time" were discussed earlier.

Travel advance. You receive a travel advance if your employer provides you with an expense allowance before you actually have the expense, and the allowance is reasonably expected to be no more than your expense. Under an accountable plan, you are required to adequately account to your employer for this advance and to return any excess within a reasonable period of time.

If you do not adequately account for or do not return any excess advance within a reasonable period of time, the amount you do not account for or return will be treated as having been paid under a nonaccountable plan (discussed later).

Unproved amounts. If you do not prove that you actually traveled on each day for which you received a per diem or car allowance (proving the elements described in Table 26-2), you must return this unproved amount of the travel advance within a reasonable period of time. If you do not do this, the unproved amount will be considered paid under a nonaccountable plan (discussed later).

Per diem allowance more than federal rate. If your employer's accountable plan pays you an allowance that is higher than the federal rate, you do not have to return the difference between the two rates for the period you can prove business-related travel expenses. However, the difference will be reported as wages on your Form W-2. This excess amount is considered paid under a nonaccountable plan (discussed later).

Example. Your employer sends you on a 5-day business trip to Phoenix and gives you a \$300 ($\60×5 days) advance to cover your meals and incidental expenses. The federal per diem for meals and incidental expenses for Phoenix is \$47. Your trip lasts only 3 days. Under your employer's accountable plan, you must return the \$120 ($\60×2 days) advance for the 2 days you did not travel. You do not have to return the \$39 difference between the allowance you received and the federal rate for Phoenix ($(\$60 - \$47) \times 3$ days). However, the \$39 will be reported on your Form W-2 as wages.

Nonaccountable Plans

A nonaccountable plan is a reimbursement or expense allowance arrangement that does not meet one or more of the three rules listed earlier under *Accountable Plans*.

In addition, even if your employer has an accountable plan, the following payments will be treated as being paid under a nonaccountable plan.

- Excess reimbursements you fail to return to your employer.
- Reimbursement of nondeductible expenses related to your employer's business. See *Reimbursement of nondeductible expenses* earlier under *Accountable Plans*.

If you are not sure if the reimbursement or expense allowance arrangement is an accountable or nonaccountable plan, ask your employer.

Table 26-3. Reporting Travel, Entertainment, Gift, and Car Expenses and Reimbursements

IF the type of reimbursement (or other expense allowance) arrangement is under:	THEN the employer reports on Form W-2:	AND the employee reports on Form 2106: *
An accountable plan with:		
<i>Actual expense reimbursement:</i> Adequate accounting made <u>and</u> excess returned.	No amount.	No amount.
<i>Actual expense reimbursement:</i> Adequate accounting and return of excess both required <u>but</u> excess not returned.	The excess amount as wages in box 1.	No amount.
<i>Per diem or mileage allowance up to the federal rate:</i> Adequate accounting made <u>and</u> excess returned.	No amount.	All expenses and reimbursements only if excess expenses are claimed. Otherwise, form is not filed.
<i>Per diem or mileage allowance up to the federal rate:</i> Adequate accounting and return of excess both required <u>but</u> excess not returned.	The excess amount as wages in box 1. The amount up to the federal rate is reported only in box 12—it is not reported in box 1.	No amount.
<i>Per diem or mileage allowance exceeds the federal rate:</i> Adequate accounting up to the federal rate only <u>and</u> excess not returned.	The excess amount as wages in box 1. The amount up to the federal rate is reported only in box 12—it is not reported in box 1.	All expenses (and reimbursement reported on Form W-2, box 12) only if expenses in excess of the federal rate are claimed. Otherwise, form is not required.
A nonaccountable plan with:		
Either adequate accounting or return of excess, or both, not required by plan	The entire amount as wages in box 1.	All expenses.
No reimbursement plan:	The entire amount as wages in box 1.	All expenses.
* You may be able to use Form 2106-EZ. See <i>Completing Forms 2106 and 2106-EZ</i> .		

Reporting your expenses under a nonaccountable plan. Your employer will combine the amount of any reimbursement or other expense allowance paid to you under a nonaccountable plan with your wages, salary, or other pay. Your employer will report the total in box 1 of your Form W-2.

You must complete Form 2106 or 2106-EZ and itemize your deductions to deduct your expenses for travel, transportation, meals, or entertainment. Your meal and entertainment expenses will be subject to the 50% limit discussed earlier under *Entertainment Expenses*. Also, your total expenses will be subject to the 2%-of-adjusted-gross-income limit that applies to most miscellaneous itemized deductions on Schedule A (Form 1040).

Example. Kim's employer gives her \$500 a month (\$6,000 for the year) for her business expenses. Kim does not have to provide any proof of her expenses to her employer, and Kim can keep any funds that she does not spend.

Kim is being reimbursed under a nonaccountable plan. Her employer will include the \$6,000 on Kim's Form W-2 as if it were wages. If Kim wants to deduct her business expenses, she must complete Form 2106 or 2106-EZ and itemize her deductions.

Completing Forms 2106 and 2106-EZ

This section briefly describes how employees complete Forms 2106 and 2106-EZ. Table 26-3 explains what the employer reports on Form W-2 and what the employee reports on Form 2106. The instructions for the forms have more information on completing them.

Form 2106-EZ. You may be able to use the shorter Form 2106-EZ to claim your employee business expenses. You can use this form if you meet all of the following conditions.

- You are an employee deducting expenses attributable to your job.

- You were not reimbursed by your employer for your expenses (amounts included in box 1 of your Form W-2 are not considered reimbursements).
- If you are claiming car expenses, you use the standard mileage rate.

Car expenses. If you used a car to perform your job as an employee, you may be able to deduct certain car expenses. These are generally figured on Form 2106, Part II, and then claimed on Form 2106, Part I, line 1, Column A. Car expenses using the standard mileage rate can also be figured on Form 2106-EZ by completing Part II and Part I, line 1.

Transportation expenses. Show your transportation expenses that did not involve overnight travel on Form 2106, line 2, Column A, or on Form 2106-EZ, Part I, line 2. Also include on this line business expenses you have for parking fees and tolls. Do not include expenses of operating your car or expenses of commuting between your home and work.

Employee business expenses other than meals and entertainment. Show your other employee business expenses on Form 2106, lines 3 and 4, Column A, or Form 2106-EZ, lines 3 and 4. Do not include expenses for meals and entertainment on those lines. Line 4 is for expenses such as gifts, educational expenses (tuition and books), office-in-the-home expenses, and trade and professional publications.

TIP *If line 4 expenses are the only ones you are claiming, you received no reimbursements (or the reimbursements were all included in box 1 of your Form W-2), and the Special Rules discussed later do not apply to you, do not complete Form 2106 or 2106-EZ. Claim these amounts directly on Schedule A (Form 1040), line 20. List the type and amount of each expense on the dotted lines and include the total on line 20.*

Meal and entertainment expenses. Show the full amount of your expenses for business-related meals and entertainment on Form 2106, line 5, Column B. Include meals while away from your tax home overnight and other business meals and entertainment. Enter 50% of the line 8, column B, meal and entertainment expenses on line 9, Column B.

If you file Form 2106-EZ, enter the full amount of your meals and entertainment on the line to the left of line 5 and multiply the total by 50%. Enter the result on line 5.

Hours of service limits. If you are subject to the Department of Transportation's "hours of service" limits, use 70% instead of 50% for meals while away from your tax home.

Reimbursements. Enter on Form 2106, line 7, the amounts your employer (or third party) reimbursed you that were not included in box 1 of your Form W-2. (You cannot use Form 2106-EZ.) This includes any reimbursement reported under code L in box 12 of Form W-2.

Allocating your reimbursement. If you were reimbursed under an accountable plan and want to deduct excess expenses that were not reimbursed, you may have to allocate your reimbursement. This is necessary if your employer pays your reimbursement in the following manner:

- Pays you a single amount that covers meals and/or entertainment, as well as other business expenses, and
- Does not clearly identify how much is for deductible meals and/or entertainment.

You must allocate that single payment so that you know how much to enter on Form 2106, line 7, Column A and Column B.

Example. Rob's employer paid him an expense allowance of \$5,000 this year under an accountable plan. The \$5,000 payment consisted of \$2,000 for airfare and \$3,000 for entertainment and car expenses. Rob's employer did not clearly show how much of the \$3,000 was for the cost of deductible entertainment. Rob actually spent \$6,500 during the year (\$2,000 for airfare, \$2,000 for entertainment, and \$2,500 for car expenses).

Since the airfare allowance was clearly identified, Rob knows that \$2,000 of the payment goes in Column A, line 7 of Form 2106. To allocate the remaining \$3,000, Rob uses the worksheet from the instructions for Form 2106. His completed worksheet follows.

1. Enter the total amount of reimbursements your employer gave you that were not reported to you in box 1 of Form W-2	\$3,000
2. Enter the total amount of your expenses for the periods covered by this reimbursement	4,500
3. Of the amount on line 2, enter your total expense for meals and entertainment	2,000
4. Divide line 3 by line 2. Enter the result as a decimal (rounded to at least three places)444
5. Multiply line 1 by line 4. Enter the result here and in Column B, line 7	1,332
6. Subtract line 5 from line 1. Enter the result here and in Column A, line 7	\$1,668

On line 7 of Form 2106, Rob enters \$3,668 (\$2,000 airfare and \$1,668 of the \$3,000) in Column A and \$1,332 (of the \$3,000) in Column B.

After you complete the form. After you have completed your Form 2106 or 2106-EZ, follow the directions on that form to deduct your expenses on the appropriate line of your tax return. For most taxpayers, this is line 20 of Schedule A (Form 1040). However, if you are a government official paid on a fee basis, a performing artist, an Armed Forces reservist, or a disabled employee with impairment-related work expenses, see *Special Rules*, later.

Limits on employee business expenses. Your employee business expenses may be subject to any of the three limits described next. These limits are figured in the following order on the specified form.

1. Limit on meals and entertainment. Certain meal and entertainment expenses are subject to a 50% limit. If you are an employee, you figure this limit on line 9 of Form 2106 or line 5 of Form 2106-EZ. See *50% Limit* under *Entertainment Expenses*, earlier.

2. Limit on miscellaneous itemized deductions. If you are an employee, deduct employee business expenses (as figured on Form

2106 or 2106-EZ) on line 20 of Schedule A (Form 1040). Most miscellaneous itemized deductions, including employee business expenses, are subject to a 2%-of-adjusted-gross-income limit. This limit is figured on line 25 of Schedule A (Form 1040).

3. Limit on total itemized deductions. If your adjusted gross income (line 38 of Form 1040) is more than \$145,950 (\$72,975 if you are married filing separately), the total of certain itemized deductions, including employee business expenses, may be limited. See chapter 29 for more information on this limit.

Special Rules

This section discusses special rules that apply to Armed Forces reservists, government officials who are paid on a fee basis, performing artists, and disabled employees with impairment-related work expenses.

Armed Forces reservists traveling more than 100 miles from home. If you are a member of a reserve component of the Armed Forces of the United States and you travel more than 100 miles away from home in connection with your performance of services as a member of the reserves, you can deduct your travel expenses as an adjustment to gross income rather than as a miscellaneous itemized deduction. The amount of expenses you can deduct as an adjustment to gross income is limited to the regular federal per diem rate (for lodging, meals, and incidental expenses) and the standard mileage rate (for car expenses) plus any parking fees, ferry fees, and tolls. The federal rate is explained earlier under *Per Diem and Car Allowances*.

Member of a reserve component. You are a member of a reserve component of the Armed Forces of the United States if you are in the Army, Navy, Marine Corps, Air Force, or Coast Guard Reserve, the Army National Guard of the United States, the Air National Guard of the United States, or the Reserve Corps of the Public Health Service.

How to report. If you have reserve-related travel that takes you more than 100 miles from home, you should first complete Form 2106 or Form 2106-EZ. Then include your expenses for reserve travel over 100 miles from home, up to the federal rate, from Form 2106, line 10, or Form 2106-EZ, line 6, in the total on Form 1040, line 24. Subtract this amount from the total on Form 2106, line 10, or Form 2106-EZ, line 6, and deduct the balance as an itemized deduction on Schedule A (Form 1040), line 20.

You cannot deduct expenses of travel that does not take you more than 100 miles from home as an adjustment to gross income. Instead, you must complete Form 2106 or 2106-EZ and deduct those expenses as an itemized deduction on Schedule A (Form 1040), line 20.

Officials paid on a fee basis. Certain fee-basis officials can claim their employee business expenses whether or not they itemize their other deductions on Schedule A (Form 1040).

Fee-basis officials are persons who are employed by a state or local government and who are paid in whole or in part on a fee basis. They can deduct their business expenses in perform-

ing services in that job as an adjustment to gross income rather than as a miscellaneous itemized deduction.

If you are a fee-basis official, include your employee business expenses from Form 2106, line 10, or Form 2106-EZ, line 6, on Form 1040, line 24.

Expenses of certain performing artists. If you are a performing artist, you may qualify to deduct your employee business expenses as an adjustment to gross income rather than as a miscellaneous itemized deduction. To qualify, you must meet all of the following requirements.

1. During the tax year, you perform services in the performing arts as an employee for at least two employers.
2. You receive at least \$200 each from any two of these employers.
3. Your related performing-arts business expenses are more than 10% of your gross income from the performance of those services.
4. Your adjusted gross income is not more than \$16,000 before deducting these business expenses.

Special rules for married persons. If you are married, you must file a joint return unless you lived apart from your spouse at all times during the tax year.

If you file a joint return, you must figure requirements (1), (2), and (3) separately for both you and your spouse. However, requirement (4) applies to your and your spouse's combined adjusted gross income.

Where to report. If you meet all of the above requirements, you should first complete Form 2106 or 2106-EZ. Then you include your performing-arts-related expenses from line 10 of Form 2106 or line 6 of Form 2106-EZ in the total on line 24 of Form 1040.

If you do not meet all of the above requirements, you do not qualify to deduct your expenses as an adjustment to gross income. Instead, you must complete Form 2106 or 2106-EZ and deduct your employee business expenses as an itemized deduction on Schedule A (Form 1040), line 20.

Impairment-related work expenses of disabled employees. If you are an employee with a physical or mental disability, your impairment-related work expenses are not subject to the 2%-of-adjusted-gross-income limit that applies to most other employee business expenses. After you complete Form 2106 or 2106-EZ, enter your impairment-related work expenses from Form 2106, line 10, or Form 2106-EZ, line 6, on Schedule A (Form 1040), line 27, and identify the type and amount of this expense on the dotted line next to line 27. Enter your employee business expenses that are unrelated to your disability from Form 2106, line 10, or Form 2106-EZ, line 6, on Schedule A, line 20.

Impairment-related work expenses are your allowable expenses for attendant care at your workplace and other expenses you have in connection with your workplace that are necessary for you to be able to work. For more information, see chapter 21.

Illustrated Example

Bill Wilson is an employee of Fashion Clothing Co. in Manhattan, NY. In a typical week, Bill leaves his home on Long Island on Monday morning and drives to Albany to exhibit the Fashion line for 3 days to prospective customers. Then he drives to Troy to show Fashion's new line of merchandise to Town Department Store, an old customer. While in Troy, he talks with Tom Brown, purchasing agent for Town Department Store, to discuss the new line. He later takes John Smith of Attire Co. out to dinner to discuss Attire Co.'s buying Fashion's new line of clothing.

Bill purchased his car on January 3, 2002. He uses the standard mileage rate for car expense purposes. He records his total mileage, business mileage, parking fees, and tolls for the year. Bill records his expenses and other pertinent information in a travel expense log (not shown). He obtains receipts for his expenses for lodging and for any other expenses of \$75 or more.

During the year, Bill drove a total of 25,000 miles of which 20,000 miles were for business. Bill drove 14,000 business miles from January 1 to August 31, 2005, and 6,000 miles from September 1 through the end of the year. He answers all the questions in Part II of Form 2106-EZ and figures his car expense to be \$8,580 ($14,000 \times 40\frac{1}{2}$ cents per mile (\$5,670) + $6,000 \times 48\frac{1}{2}$ cents per mile (\$2,910)).

His total employee business expenses are shown in the following table.

<u>Type of Expense</u>	<u>Amount</u>
Parking fees and tolls	\$ 325

Car expenses	8,580
Meals	2,632
Lodging, laundry, dry cleaning	8,975
Entertainment	1,870
Gifts, education, etc.	430
Total	<u><u>\$22,812</u></u>

Bill received an allowance of \$6,000 (\$500 per month) to help offset his expenses. Bill did not have to account to his employer for the reimbursement, and the \$6,000 was included as income in box 1 of his Form W-2.

Because Bill's reimbursement was included in his income and he is using the standard mileage rate for his car expenses, he files Form 2106-EZ with his tax return. His filled-in form is shown on the next page.

Unreimbursed Employee Business Expenses

2005

Attachment Sequence No. **54A**

Department of the Treasury
Internal Revenue Service (99)

▶ **Attach to Form 1040.**

Your name <i>Bill Wilson</i>	Occupation in which you incurred expenses <i>Sales</i>	Social security number <i>555 ; 00 ; 5555</i>
---------------------------------	---	--

You May Use This Form Only if All of the Following Apply.

- You are an employee deducting ordinary and necessary expenses attributable to your job. An ordinary expense is one that is common and accepted in your field of trade, business, or profession. A necessary expense is one that is helpful and appropriate for your business. An expense does not have to be required to be considered necessary.
- You **do not** get reimbursed by your employer for any expenses (amounts your employer included in box 1 of your Form W-2 are not considered reimbursements for this purpose).
- If you are claiming vehicle expense, you are using the standard mileage rate for 2005.

Caution: You can use the standard mileage rate for 2005 **only if:** (a) you owned the vehicle and used the standard mileage rate for the first year you placed the vehicle in service, or (b) you leased the vehicle and used the standard mileage rate for the portion of the lease period after 1997.

Part I Figure Your Expenses

1 Vehicle expense using the standard mileage rate. Complete Part II and then go to line 1a below.			
a Multiply business miles driven before September 1, 2005, by 40.5¢ (.405)	1a	<i>5,670</i>	
b Multiply business miles driven after August 31, 2005, by 48.5¢ (.485)	1b	<i>2,910</i>	
c Add lines 1a and 1b	1c	<i>8,580</i>	
2 Parking fees, tolls, and transportation, including train, bus, etc., that did not involve overnight travel or commuting to and from work	2	<i>325</i>	
3 Travel expense while away from home overnight, including lodging, airplane, car rental, etc. Do not include meals and entertainment	3	<i>8,975</i>	
4 Business expenses not included on lines 1c through 3. Do not include meals and entertainment	4	<i>430</i>	
5 Meals and entertainment expenses: \$ <u><i>4,502</i></u> × 50% (.50) (Employees subject to Department of Transportation (DOT) hours of service limits: Multiply meal expenses incurred while away from home on business by 70% (.70) instead of 50%. For details, see instructions.)	5	<i>2,251</i>	
6 Total expenses. Add lines 1c through 5. Enter here and on Schedule A (Form 1040), line 20. (Armed Forces reservists, fee-basis state or local government officials, qualified performing artists, and individuals with disabilities: See the instructions for special rules on where to enter this amount.)	6	<i>20,561</i>	

Part II Information on Your Vehicle. Complete this part **only** if you are claiming vehicle expense on line 1.

7 When did you place your vehicle in service for business use? (month, day, year) ▶ 1 / 3 / 02

8 Of the total number of miles you drove your vehicle during 2005, enter the number of miles you used your vehicle for:

a Business 20,000 b Commuting (see instructions) 2,600 c Other 2,400

9 Do you (or your spouse) have another vehicle available for personal use? **Yes** **No**

10 Was your vehicle available for personal use during off-duty hours? **Yes** **No**

11a Do you have evidence to support your deduction? **Yes** **No**

 b If "Yes," is the evidence written? **Yes** **No**

27.

Tax Benefits for Work-Related Education

What's New

Standard mileage rate. Generally, if you claim a business deduction for work-related education and you drive your car to and from school, the amount you can deduct for miles driven from January 1, 2005, through August 31, 2005, is 40½ cents a mile. You can deduct 48½ cents a mile for miles driven from September 1, 2005, through December 31, 2005. This is up from 37½ cents a mile in 2004. See *Transportation Expenses* under *What Expenses Can Be Deducted*, for more information.

Reminder

Limit on itemized deductions. If your adjusted gross income for 2005 is more than \$145,950 (\$72,975 if you are married filing separately), your itemized deductions may be limited. See chapter 29 for more information about this limit.

Introduction

This chapter discusses work-related education expenses that you may be able to deduct as business expenses.

To claim such a deduction, you must:

1. Be working,
2. Itemize your deductions on Schedule A (Form 1040) if you are an employee,
3. File Schedule C (Form 1040) or Schedule F (Form 1040) if you are self-employed, and
4. Have expenses for education that meet the requirements discussed under *Qualifying Work-Related Education*.

If you are an employee and able to itemize your deductions, you may be able to claim a deduction for the expenses you pay for your work-related education. Your deduction will be the amount by which your qualifying work-related education expenses plus other job and certain miscellaneous expenses is greater than 2% of your adjusted gross income. See chapter 28.

If you are self-employed, you deduct your expenses for qualifying work-related education directly from your self-employment income.

Your work-related education expenses may also qualify you for other tax benefits, such as

the tuition and fees deduction (see chapter 19) and the Hope and lifetime learning credits (see chapter 35). You may qualify for these other benefits even if you do not meet the requirements listed earlier.

Also, keep in mind that your work-related education expenses may qualify you to claim more than one tax benefit. Generally, you may claim any number of benefits as long as you use different expenses to figure each one.



When you figure your taxes, you may want to compare these tax benefits so you can choose the method(s) that give you the lowest tax liability. First, figure your taxes using the expenses as business deductions. Then, figure your taxes again using any of the other deductions and credits for which you qualify. You may find that a combination of credit(s) and deduction(s) gives you the lowest tax.

Useful Items

You may want to see:

Publication

- **463** Travel, Entertainment, Gift, and Car Expenses
- **970** Tax Benefits for Education

Form (and Instructions)

- **2106** Employee Business Expenses
- **2106-EZ** Unreimbursed Employee Business Expenses
- **Schedule A (Form 1040)** Itemized Deductions

Qualifying Work-Related Education

You can deduct the costs of qualifying work-related education as business expenses. This is education that meets at least one of the following two tests.

1. The education is required by your employer or the law to keep your present salary, status, or job. The required education must serve a *bona fide* business purpose of your employer.
2. The education maintains or improves skills needed in your present work.

However, even if the education meets one or both of the above tests, it is not qualifying work-related education if it:

1. Is needed to meet the minimum educational requirements of your present trade or business, or
2. Is part of a program of study that will qualify you for a new trade or business.

You can deduct the costs of qualifying work-related education as a business expense even if the education could lead to a degree.

Use Figure 27-A, later, as a quick check to see if your education qualifies.

Education Required by Employer or by Law

Once you have met the minimum educational requirements for your job, your employer or the law may require you to get more education. This additional education is qualifying work-related education if all three of the following requirements are met.

1. It is required for you to keep your present salary, status, or job,
2. The requirement serves a business purpose of your employer, and
3. The education is not part of a program that will qualify you for a new trade or business.

When you get more education than your employer or the law requires, the additional education can be qualifying work-related education only if it maintains or improves skills required in your present work. See *Education To Maintain or Improve Skills*.

Example. You are a teacher who has satisfied the minimum requirements for teaching. Your employer requires you to take an additional college course each year to keep your teaching job. If the courses will not qualify you for a new trade or business, they are qualifying work-related education even if you eventually receive a master's degree and an increase in salary because of this extra education.

Education To Maintain or Improve Skills

If your education is not required by your employer or the law, it can be qualifying work-related education only if it maintains or improves skills needed in your present work. This could include refresher courses, courses on current developments, and academic or vocational courses.

Example. You repair televisions, radios, and stereo systems for XYZ Store. To keep up with the latest changes, you take special courses in radio and stereo service. These courses maintain and improve skills required in your work.

Maintaining skills vs. qualifying for new job. Education to maintain or improve skills needed in your present work is not qualifying education if it will also qualify you for a new trade or business.

Temporary absence. If you stop working for a year or less in order to get education to maintain or improve skills needed in your present work and then return to the same general type of work, your absence is considered temporary. Education that you get during a temporary absence is qualifying work-related education if it maintains or improves skills needed in your present work.

Example. You quit your biology research job to become a full-time biology graduate student for one year. If you return to work in biology research after completing the courses, the education is related to your present work even if you do not go back to work with the same employer.

Indefinite absence. If you stop work for more than a year, your absence from your job is considered indefinite. Education during an indefinite absence, even if it maintains or improves skills needed in the work from which you are absent, is considered to qualify you for a new trade or business. Therefore, it is not qualifying work-related education.

Education To Meet Minimum Requirements

Education you need to meet the minimum educational requirements for your present trade or business is not qualifying work-related education. The minimum educational requirements are determined by:

1. Laws and regulations,
2. Standards of your profession, trade, or business, and
3. Your employer.

Once you have met the minimum educational requirements that were in effect when you were hired, you do not have to meet any new minimum educational requirements. This means that if the minimum requirements change after you were hired, any education you need to meet the new requirements can be qualifying education.



You have not necessarily met the minimum educational requirements of your trade or business simply because you are already doing the work.

Example 1. You are a full-time engineering student. Although you have not received your degree or certification, you work part time as an engineer for a firm that will employ you as a full-time engineer after you finish college. Although your college engineering courses improve your skills in your present job, they are also needed to meet the minimum job requirements for a full-time engineer. The education is not qualifying work-related education.

Example 2. You are an accountant and you have met the minimum educational requirements of your employer. Your employer later changes the minimum educational requirements and requires you to take college courses to keep your job. These additional courses can be qualifying work-related education because you have already satisfied the minimum requirements that were in effect when you were hired.

Requirements for Teachers

States or school districts usually set the minimum educational requirements for teachers. The requirement is the college degree or the minimum number of college hours usually required of a person hired for that position.

If there are no requirements, you will have met the minimum educational requirements when you become a faculty member. You generally will be considered a faculty member when one or more of the following occurs.

1. You have tenure.

2. Your years of service count toward obtaining tenure.
3. You have a vote in faculty decisions.
4. Your school makes contributions for you to a retirement plan other than social security or a similar program.

Example 1. The law in your state requires beginning secondary school teachers to have a bachelor's degree, including 10 professional education courses. In addition, to keep the job, a teacher must complete a fifth year of training within 10 years from the date of hire. If the employing school certifies to the state Department of Education that qualified teachers cannot be found, the school can hire persons with only 3 years of college. However, to keep their jobs, these teachers must get a bachelor's degree and the required professional education courses within 3 years.

Under these facts, the bachelor's degree, whether or not it includes the 10 professional education courses, is considered the minimum educational requirement for qualification as a teacher in your state.

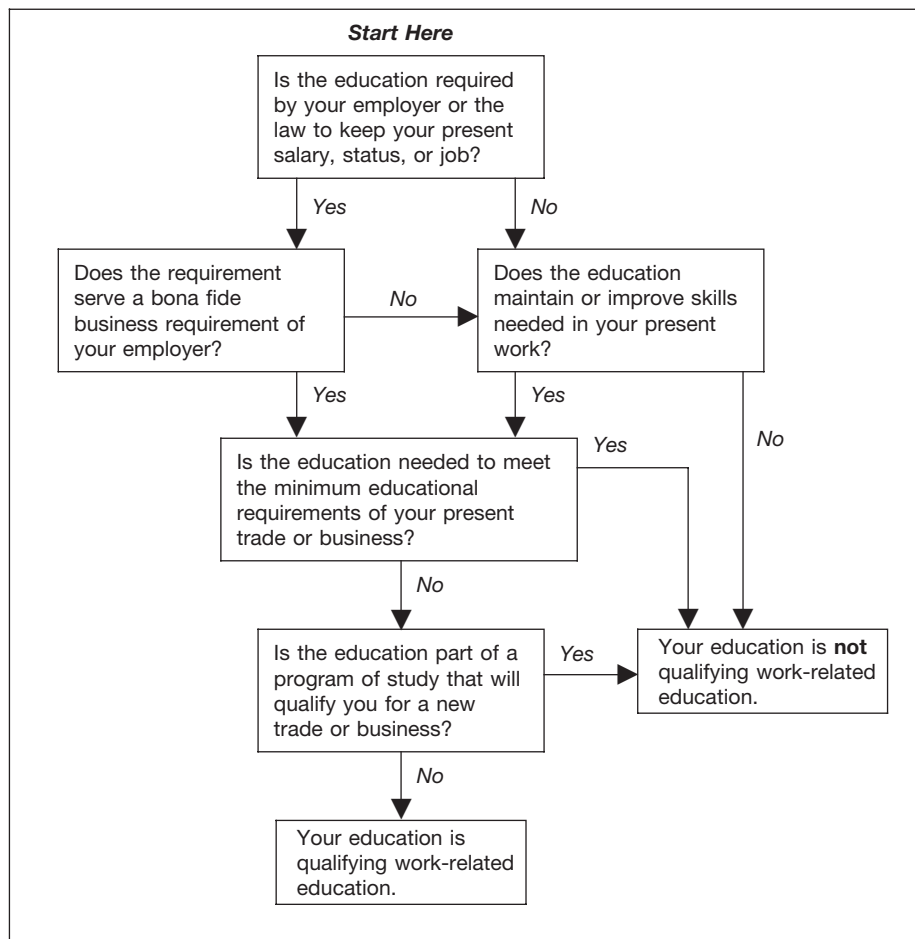
If you have all the required education except the fifth year, you have met the minimum educational requirements. The fifth year of training is qualifying work-related education unless it is part of a program of study that will qualify you for a new trade or business.

Example 2. Assume the same facts as in *Example 1* except that you have a bachelor's degree and only six professional education courses. The additional four education courses can be qualifying work-related education. Although you do not have all the required courses, you have already met the minimum educational requirements.

Example 3. Assume the same facts as in *Example 1* except that you are hired with only 3 years of college. The courses you take that lead to a bachelor's degree (including those in education) are not qualifying work-related education. They are needed to meet the minimum educational requirements for employment as a teacher.

Example 4. You have a bachelor's degree and you work as a temporary instructor at a university. At the same time, you take graduate courses toward an advanced degree. The rules of the university state that you can become a faculty member only if you get a graduate degree. Also, you can keep your job as an instructor only as long as you show satisfactory progress toward getting this degree. You have not met the minimum educational requirements to qualify you as a faculty member. The graduate courses are not qualifying work-related education.

Figure 27-A. Does Your Work-Related Education Qualify?



Certification in a new state. Once you have met the minimum educational requirements for teachers for your state, you are considered to have met the minimum educational requirements in all states. This is true even if you must get additional education to be certified in another state. Any additional education you need is qualifying work-related education. You have already met the minimum requirements for teaching. Teaching in another state is not a new trade or business.

Example. You hold a permanent teaching certificate in State A and are employed as a teacher in that state for several years. You move to State B and are promptly hired as a teacher. You are required, however, to complete certain prescribed courses to get a permanent teaching certificate in State B. These additional courses are qualifying work-related education because the teaching position in State B involves the same general kind of work for which you were qualified in State A.

Education That Qualifies You for a New Trade or Business

Education that is part of a program of study that will qualify you for a new trade or business is not qualifying work-related education. This is true even if you do not plan to enter that trade or business.

If you are an employee, a change of duties that involves the same general kind of work is not a new trade or business.

Example 1. You are an accountant. Your employer requires you to get a law degree at your own expense. You register at a law school for the regular curriculum that leads to a law degree. Even if you do not intend to become a lawyer, the education is not qualifying because the law degree will qualify you for a new trade or business.

Example 2. You are a general practitioner of medicine. You take a 2-week course to review developments in several specialized fields of medicine. The course does not qualify you for a new profession. It is qualifying work-related education because it maintains or improves skills required in your present profession.

Example 3. While working in the private practice of psychiatry, you enter a program to study and train at an accredited psychoanalytic institute. The program will lead to qualifying you to practice psychoanalysis. The psychoanalytic training does not qualify you for a new profession. It is qualifying work-related education because it maintains or improves skills required in your present profession.

Bar or CPA Review Course

Review courses to prepare for the bar examination or the certified public accountant (CPA) examination are not qualifying work-related education. They are part of a program of study that can qualify you for a new profession.

Teaching and Related Duties

All teaching and related duties are considered the same general kind of work. A change in duties in any of the following ways is not considered a change to a new business.

1. Elementary school teacher to secondary school teacher.
2. Teacher of one subject, such as biology, to teacher of another subject, such as art.
3. Classroom teacher to guidance counselor.
4. Classroom teacher to school administrator.

What Expenses Can Be Deducted

If your education meets the requirements described earlier under *Qualifying Work-Related Education*, you can generally deduct your education expenses as business expenses. If you are not self-employed, you can deduct business expenses only if you itemize your deductions.

You cannot deduct expenses related to tax-exempt and excluded income.

Deductible expenses. The following education expenses can be deducted.

1. Tuition, books, supplies, lab fees, and similar items.
2. Certain transportation and travel costs.
3. Other education expenses, such as costs of research and typing when writing a paper as part of an educational program.

Nondeductible expenses. You cannot deduct personal or capital expenses. For example, you cannot deduct the dollar value of vacation time or annual leave you take to attend classes. This amount is a personal expense.

Unclaimed reimbursement. If you do not claim reimbursement that you are entitled to receive from your employer, you cannot deduct the expenses that apply to the reimbursement.

Example. Your employer agrees to pay your education expenses if you file a voucher showing your expenses. You do not file a voucher, and you do not get reimbursed. Because you did not file a voucher, you cannot deduct the expenses on your tax return.

Transportation Expenses

If your education qualifies, you can deduct local transportation costs of going directly from work to school. If you are regularly employed and go to school on a temporary basis, you can also deduct the costs of returning from school to home.

Attendance on a temporary basis. You go to school on a temporary basis if either of the following situations applies to you.

1. Your attendance at school is realistically expected to last 1 year or less and does indeed last for 1 year or less.

2. Initially, your attendance at school is realistically expected to last 1 year or less, but at a later date your attendance is reasonably expected to last more than 1 year. Your attendance will be considered temporary up to the date you determine it will last more than 1 year.

Note. If you are in either situation (1) or (2) above, your attendance is not temporary if facts and circumstances indicate otherwise.

Attendance not on a temporary basis. You do not go to school on a temporary basis if any of the following situations apply to you.

1. Your attendance at school is realistically expected to last more than 1 year. It does not matter how long you actually attend.
2. Initially, your attendance at school is realistically expected to last 1 year or less, but at a later date your attendance is reasonably expected to last more than 1 year. Your attendance is not temporary after the date you determine it will last more than 1 year.

Deductible Transportation Expenses

If you are regularly employed and go directly from home to school on a temporary basis, you can deduct the round-trip costs of transportation between your home and school. This is true regardless of the location of the school, the distance traveled, or whether you attend school on nonwork days.

Transportation expenses include the actual costs of bus, subway, cab, or other fares, as well as the costs of using your car. Transportation expenses do not include amounts spent for travel, meals, or lodging while you are away from home overnight.

Example 1. You regularly work in a nearby town, and go directly from work to home. You also attend school every work night for 3 months to take a course that improves your job skills. Since you are attending school on a temporary basis, you can deduct your daily round-trip transportation expenses in going between home and school. This is true regardless of the distance traveled.

Example 2. Assume the same facts as in *Example 1* except that on certain nights you go directly from work to school and then home. You can deduct your transportation expenses from your regular work site to school and then home.

Example 3. Assume the same facts as in *Example 1* except that you attend the school for 9 months on Saturdays, nonwork days. Since you are attending school on a temporary basis, you can deduct your round-trip transportation expenses in going between home and school.

Example 4. Assume the same facts as in *Example 1* except that you attend classes twice a week for 15 months. Since your attendance in school is not considered temporary, you cannot deduct your transportation expenses in going between home and school. If you go directly from work to school, you can deduct the

one-way transportation expenses of going from work to school. If you go from work to home to school and return home, your transportation expenses cannot be more than if you had gone directly from work to school.

Using your car. If you use your car (whether you own or lease it) for transportation to school, you can deduct your actual expenses or use the standard mileage rate to figure the amount you can deduct. The standard mileage rate for miles driven from January 1, 2005, through August 31, 2005, is 40½ cents a mile. The rate for miles driven from September 1, 2005, through December 31, 2005, is 48½ cents a mile. Whichever method you use, you can also deduct parking fees and tolls. See chapter 26 for information on deducting your actual expenses of using a car.

Travel Expenses

You can deduct expenses for travel, meals (see *50% Limit on Meals*, later), and lodging if:

1. You travel overnight to obtain qualifying work-related education, and
2. The main purpose of the trip is to attend a work-related course or seminar.

Travel expenses for qualifying work-related education are treated the same as travel expenses for other employee business purposes. For more information, see chapter 26.



You cannot deduct expenses for personal activities, such as sightseeing, visiting, or entertaining.

Mainly personal travel. If your travel away from home is mainly personal, you cannot deduct all of your expenses for travel, meals, and lodging. You can deduct only your expenses for lodging and 50% of your expenses for meals during the time you attend the qualified educational activities.

Whether a trip's purpose is mainly personal or educational depends upon the facts and circumstances. An important factor is the comparison of time spent on personal activities with time spent on educational activities. If you spend more time on personal activities, the trip is considered mainly educational only if you can show a substantial nonpersonal reason for traveling to a particular location.

Example 1. John works in Newark, New Jersey. He traveled to Chicago to take a deductible 1-week course at the request of his employer. His main reason for going to Chicago was to take the course.

While there, he took a sightseeing trip, entertained some friends, and took a side trip to Pleasantville for a day.

Since the trip was mainly for business, John can deduct his round-trip airfare to Chicago. He cannot deduct his transportation expenses of going to Pleasantville. He can deduct only the meals (subject to the 50% limit) and lodging connected with his educational activities.

Example 2. Sue works in Boston. She went to a university in Michigan to take a course for work. The course is qualifying work-related education.

She took one course, which is one-fourth of a full course load of study. She spent the rest of the time on personal activities. Her reasons for taking the course in Michigan were all personal.

Sue's trip is mainly personal because three-fourths of her time is considered personal time. She cannot deduct the cost of her round-trip train ticket to Michigan. She can deduct one-fourth of the meals (subject to the 50% limit) and lodging costs for the time she attended the university.

Example 3. Dave works in Nashville and recently traveled to California to take a 2-week seminar. The seminar is qualifying work-related education.

While there, he spent an extra 8 weeks on personal activities. The facts, including the extra 8-week stay, show that his main purpose was to take a vacation.

Dave cannot deduct his round-trip airfare or his meals and lodging for the 8 weeks. He can deduct only his expenses for meals (subject to the 50% limit) and lodging for the 2 weeks he attended the seminar.

Cruises and conventions. Certain cruises and conventions offer seminars or courses as part of their itinerary. Even if the seminars or courses are work related, your deduction for travel may be limited. This applies to:

1. Travel by ocean liner, cruise ship, or other form of luxury water transportation, and
2. Conventions outside the North American area.

For a discussion of the limits on travel expense deductions that apply to cruises and conventions, see *Luxury Water Travel and Conventions* in Publication 463.

50% limit on meals. You can deduct only 50% of the cost of your meals while traveling away from home to obtain qualifying work-related education. You cannot have been reimbursed for the meals.

Employees must use Form 2106 or Form 2106-EZ to apply the 50% limit.

Travel as Education

You cannot deduct the cost of travel as a form of education even if it is directly related to your duties in your work or business.

Example. You are a French language teacher. While on sabbatical leave granted for travel, you traveled through France to improve your knowledge of the French language. You chose your itinerary and most of your activities to improve your French language skills. You cannot deduct your travel expenses as education expenses. This is true even if you spent most of your time learning French by visiting French schools and families, attending movies or plays, and engaging in similar activities.

No Double Benefit Allowed

You cannot do any of the following.

- Deduct work-related education expenses as business expenses if you deduct these

expenses under any other provision of the law, for example, as a tuition and fees deduction. See chapter 19.

- Deduct work-related education expenses paid with tax-free scholarship, grant, or employer-provided educational assistance. See *Adjustments to Qualifying Work-Related Education Expenses*, next.

Adjustments to Qualifying Work-Related Education Expenses

If you pay qualifying work-related education expenses with certain tax-free funds, you cannot claim a deduction for those amounts. You must reduce the qualifying expenses by the amount of any tax-free educational assistance you received.

Tax-free educational assistance includes:

- The tax-free part of scholarships and fellowships (see chapter 1 of Publication 970),
- Pell grants (see chapter 1 of Publication 970),
- Employer-provided educational assistance (see chapter 11 of Publication 970),
- Veterans' educational assistance (see chapter 1 of Publication 970), and
- Any other nontaxable (tax-free) payments (other than gifts or inheritances) received for education assistance.

Do not reduce the qualifying work-related education expenses by amounts paid with funds the student receives as:

- Payment for services, such as wages,
- A loan,
- A gift,
- An inheritance, or
- A withdrawal from the student's personal savings.

Also, do not reduce the qualifying work-related education expenses by any scholarship or fellowship reported as income on the student's return or any scholarship which, by its terms, cannot be applied to qualifying work-related education expenses.

Reimbursements

How you treat reimbursements depends on the arrangement you have with your employer.

There are two basic types of reimbursement arrangements—accountable plans and nonaccountable plans. You can tell the type of plan you are reimbursed under by the way the reimbursement is reported on your Form W-2.

For information about how to treat reimbursements under both accountable and nonaccountable plans, see *Reimbursements* in chapter 26.

Deducting Business Expenses

Self-employed persons and employees report business expenses differently.

The following information explains what forms you must use to deduct the cost of your qualifying education as a business expense.

Self-Employed Persons

If you are self-employed, you must report the cost of your qualifying work-related education on the appropriate form used to report your business income and expenses (generally Schedule C, C-EZ, or F). If your educational expenses include expenses for a car or truck, travel, or meals, report those expenses the same way you report other business expenses for those items. See the instructions for the form you file for information on how to complete it.

Employees

If you are an employee, you can deduct the cost of qualifying work-related education only if you:

1. Did not receive any reimbursement from your employer,
2. Were reimbursed under a nonaccountable plan (amount is included in box 1 of Form W-2), or
3. Received reimbursement under an accountable plan, but the amount received was less than your expenses.

If either (1) or (2) applies, you can deduct the total qualifying cost. If (3) applies, you can deduct only the qualifying costs that were more than your reimbursement.

In order to deduct the cost of your qualifying work-related education as a business expense, include the amount with your deduction for any

other employee business expenses on Schedule A (Form 1040), line 20. (Special rules for expenses of certain performing artists and fee-basis officials and for impairment-related work expenses are explained later.) This deduction is subject to the 2%-of-adjusted-gross-income limit that applies to most miscellaneous itemized deductions. See chapter 28.

Form 2106 or 2106-EZ. To figure your deduction for employee business expenses, including qualifying work-related education, you generally must complete Form 2106 or Form 2106-EZ.

Form not required. Do not complete either Form 2106 or Form 2106-EZ if:

- All reimbursements, if any, were included in box 1 of your Form W-2, and
- You are not claiming travel, transportation, meal, or entertainment expenses.

If you meet both of these requirements, enter the expenses directly on Schedule A (Form 1040), line 20. (Special rules for expenses of certain performing artists and fee-basis officials and for impairment-related work expenses are explained later.)

Using Form 2106-EZ. This form is shorter and easier to use than Form 2106. Generally, you can use this form if:

- All reimbursements, if any, were included in box 1 of your Form W-2, and
- You are using the standard mileage rate if you are claiming vehicle expenses.

If you do not meet both of these requirements, use Form 2106.

Performing Artists and Fee-Basis Officials

If you are a qualified performing artist, or a state (or local) government official who is paid in whole or in part on a fee basis, you can deduct

the cost of your qualifying work-related education as an adjustment to gross income rather than as an itemized deduction.

Include the cost of your qualifying work-related education with any other employee business expenses on Form 1040, line 24. You do not have to itemize your deductions on Schedule A (Form 1040), and, therefore, the deduction is not subject to the 2%-of-adjusted-gross-income limit. You must complete Form 2106 or 2106-EZ to figure your deduction, even if you meet the requirements described earlier under *Form not required*.

For more information on qualified performing artists, see Publication 463.

Impairment-Related Work Expenses

If you are disabled and have impairment-related work expenses that are necessary for you to be able to get qualifying work-related education, you can deduct these expenses on Schedule A (Form 1040), line 27. They are not subject to the 2%-of-adjusted-gross-income limit. To deduct these expenses, you must complete Form 2106 or 2106-EZ, even if you meet the requirements, described earlier, under *Form not required*.

For more information on impairment-related work expenses, see Publication 463.

Recordkeeping



You must keep records as proof of any deduction claimed on your tax return. Generally, you should keep your records for 3 years from the date of filing the tax return and claiming the deduction.

For specific information about keeping records of business expenses, see *Recordkeeping* in chapter 26.

28.

Miscellaneous Deductions

Reminder

Limit on itemized deductions. For 2005, if your adjusted gross income is more than \$145,950 (\$72,975 if you are married filing separately), you may have to reduce the amount of certain itemized deductions, including most miscellaneous deductions. See chapter 29 for more information.

Introduction

This chapter explains which expenses you can claim as miscellaneous itemized deductions on Schedule A (Form 1040). You must reduce the total of most miscellaneous itemized deductions by 2% of your adjusted gross income. This chapter covers the following topics.

- Deductions subject to the 2% limit.
- Deductions not subject to the 2% limit.
- Expenses you cannot deduct.



You must keep records to verify your deductions. You should keep receipts, canceled checks, financial account statements, and other documentary evidence. For more information on recordkeeping, get Publication 552, Recordkeeping for Individuals.

Useful Items

You may want to see:

Publication

- 529** Miscellaneous Deductions
- 535** Business Expenses
- 587** Business Use of Your Home (Including Use by Daycare Providers)
- 946** How To Depreciate Property

Form (and Instructions)

- 2106** Employee Business Expenses
- 2106-EZ** Unreimbursed Employee Business Expenses

Deductions Subject to the 2% Limit

You can deduct certain expenses as miscellaneous itemized deductions on Schedule A

(Form 1040). You can claim the amount of expenses that is more than 2% of your adjusted gross income. You figure your deduction on Schedule A by subtracting 2% of your adjusted gross income from the total amount of these expenses. Your adjusted gross income is the amount on Form 1040, line 38.

Generally, you apply the 2% limit after you apply any other deduction limit. For example, you apply the 50% (or 70%) limit on business-related meals and entertainment (discussed in chapter 26) before you apply the 2% limit.

Deductions subject to the 2% limit are discussed in the three categories in which you report them on Schedule A.

1. Unreimbursed employee expenses (line 20).
2. Tax preparation fees (line 21).
3. Other expenses (line 22).

Exceptions to 2% limit. The following paragraphs describe certain employee business expenses that are not subject to the 2% limit.

Armed Forces reservists. If you are a member of a reserve component of the Armed Forces of the United States, and you travel more than 100 miles away from home in connection with your performance of services as a member of the reserves, you may be able to deduct some of your reserve-related travel costs as an adjustment to gross income rather than as an itemized deduction. For more information, see *Armed Forces Reservists Traveling More Than 100 Miles From Home*, under *Deductions Not Subject to the 2% Limit*, later.

Educators. If you were an eligible educator in 2005, you can deduct up to \$250 of qualified expenses you paid in 2005 as an adjustment to income rather than as an itemized deduction. See *Educator Expenses* in chapter 19.

Impairment-related work expenses. If you have a physical or mental disability, certain expenses you incur that allow you to work may not be subject to the 2% limit. See *Impairment-Related Work Expenses* under *Deductions Not Subject to the 2% Limit*, later.

Performing artists. If you are a qualified performing artist, you may be able to deduct your employee business expenses as an adjustment to income rather than as a miscellaneous itemized deduction. See *Special Rules* in chapter 26 if you need more information about this exception.

State and local government officials paid on a fee basis. If you performed services as an employee of a state or local government and you were paid in whole or in part on a fee basis, you can claim your trade or business expenses in performing those services as an adjustment to income, rather than as a miscellaneous deduction. See *Officials Paid on a Fee Basis* under *Deductions Not Subject to the 2% Limit*, later.

Unreimbursed Employee Expenses (Line 20)

You can deduct only unreimbursed employee expenses that are:

1. Paid or incurred during your tax year,

2. For carrying on your trade or business of being an employee, and
3. Ordinary and necessary.

An expense is ordinary if it is common and accepted in your trade, business, or profession. An expense is necessary if it is appropriate and helpful to your business. An expense does not have to be required to be considered necessary.

Examples of unreimbursed employee expenses are listed next. The list is followed by discussions of additional unreimbursed employee expenses.

- Business bad debt of an employee.
- Education that is work related. (See chapter 27.)
- Legal fees related to your job.
- Licenses and regulatory fees.
- Malpractice insurance premiums.
- Medical examinations required by an employer.
- Occupational taxes.
- Passport for a business trip.
- Subscriptions to professional journals and trade magazines related to your work.
- Travel, transportation, entertainment, and gifts related to your work. (See chapter 26.)

Business Liability Insurance

You can deduct insurance premiums you paid for protection against personal liability for wrongful acts on the job.

Damages for Breach of Employment Contract

If you break an employment contract, you can deduct damages you pay your former employer that are attributable to the pay you received from that employer.

Depreciation on Computers or Cellular Telephones

You can claim a depreciation deduction for a computer or cellular telephone that you use in your work as an employee if its use is:

1. For the convenience of your employer, and
2. Required as a condition of your employment.

For more information about the rules and exceptions to the rules affecting the allowable deductions for a home computer or cellular telephone, see Publication 529.

Dues to Chambers of Commerce and Professional Societies

You may be able to deduct dues paid to professional organizations (such as bar associations and medical associations) and to chambers of commerce and similar organizations, if member-

ship helps you carry out the duties of your job. Similar organizations include:

- Boards of trade,
- Business leagues,
- Civic or public service organizations,
- Real estate boards, and
- Trade associations.

You cannot deduct dues paid to an organization if one of its main purposes is to:

1. Conduct entertainment activities for members or their guests, or
2. Provide members or their guests with access to entertainment facilities.

Dues paid to airline, hotel, and luncheon clubs are not deductible. See *Club Dues* under *Non-deductible Expenses*, later.

Lobbying and political activities. You may not be able to deduct that part of your dues that is for certain lobbying and political activities. See *Dues used for lobbying* under *Lobbying Expenses*, later.

Educator Expenses Over Limit

If you were an educator in 2005 and you had qualified expenses that were more than you can deduct on Form 1040, line 23, you can deduct the rest as an itemized deduction subject to the 2% limit. See *Educator Expenses* in chapter 19.

Home Office

If you use a part of your home regularly and exclusively for business purposes, you may be able to deduct a part of the operating expenses and depreciation of your home.

You can claim this deduction for the business use of a part of your home only if you use that part of your home regularly and exclusively:

1. As your principal place of business for any trade or business,
2. As a place to meet or deal with your patients, clients, or customers in the normal course of your trade or business, or
3. In the case of a separate structure not attached to your home, in connection with your trade or business.

The regular and exclusive business use must be for the convenience of your employer and not just appropriate and helpful in your job. Get Publication 587 for more detailed information and a worksheet.

Job Search Expenses

You can deduct certain expenses you have in looking for a new job in your present occupation, even if you do not get a new job.

You cannot deduct these expenses if:

1. You are looking for a job in a new occupation,

2. There was a substantial break between the ending of your last job and your looking for a new one, or
3. You are looking for a job for the first time.

Employment and outplacement agency fees.

You can deduct employment and outplacement agency fees you pay in looking for a new job in your present occupation.

Employer pays you back. If, in a later year, your employer pays you back for employment agency fees, you must include the amount you receive in your gross income up to the amount of your tax benefit in the earlier year. (See *Recoveries* in chapter 12.)

Employer pays the employment agency.

If your employer pays the fees directly to the employment agency and you are not responsible for them, you do not include them in your gross income.

Résumé. You can deduct amounts you spend for preparing and mailing copies of a résumé to prospective employers if you are looking for a new job in your present occupation.

Travel and transportation expenses. If you travel to an area and, while there, you look for a new job in your present occupation, you may be able to deduct travel expenses to and from the area. You can deduct the travel expenses if the trip is primarily to look for a new job. The amount of time you spend on personal activity compared to the amount of time you spend in looking for work is important in determining whether the trip is primarily personal or is primarily to look for a new job.

Even if you cannot deduct the travel expenses to and from an area, you can deduct the expenses of looking for a new job in your present occupation while in the area.

You can choose to use the standard mileage rate to figure your car expenses. The rate for business use of a vehicle before September 1, 2005, is 40½ cents per mile. The rate for business use of a vehicle after August 31, 2005, is 48½ cents per mile. See chapter 26 for more information.

Licenses and Regulatory Fees

You can deduct the amount you pay each year to state or local governments for licenses and regulatory fees for your trade, business, or profession.

Occupational Taxes

You can deduct an occupational tax charged at a flat rate by a locality for the privilege of working or conducting a business in the locality. If you are an employee, you can claim occupational taxes only as a miscellaneous deduction subject to the 2% limit; you cannot claim them as a deduction for taxes elsewhere on your return.

Repayment of Income Aid Payment

An "income aid payment" is one that is received under an employer's plan to aid employees who lose their jobs because of lack of work. If you repay a lump-sum income aid payment that you

received and included in income in an earlier year, you can deduct the repayment.

Research Expenses of a College Professor

If you are a college professor, you can deduct research expenses, including travel expenses, for teaching, lecturing, or writing and publishing on subjects that relate directly to the field of your teaching duties. You must have undertaken the research as a means of carrying out the duties expected of a professor and without expectation of profit apart from salary. However, you cannot deduct the cost of travel as a form of education.

Tools Used in Your Work

Generally, you can deduct amounts you spend for tools used in your work if the tools wear out and are thrown away within 1 year from the date of purchase. You can depreciate the cost of tools that have a useful life substantially beyond the tax year. For more information about depreciation, see Publication 946.

Union Dues and Expenses

You can deduct dues and initiation fees you pay for union membership.

You can also deduct assessments for benefit payments to unemployed union members. However, you cannot deduct the part of the assessments or contributions that provides funds for the payment of sick, accident, or death benefits. Also, you cannot deduct contributions to a pension fund, even if the union requires you to make the contributions.

You may not be able to deduct amounts you pay to the union that are related to certain lobbying and political activities. See *Lobbying Expenses* under *Nondeductible Expenses*, later.

Work Clothes and Uniforms

You can deduct the cost and upkeep of work clothes if the following two requirements are met.

1. You must wear them as a condition of your employment.
2. The clothes are not suitable for everyday wear.



It is not enough that you wear distinctive clothing. The clothing must be specifically required by your employer. Nor is it enough that you do not, in fact, wear your work clothes away from work. The clothing must not be suitable for taking the place of your regular clothing.

Examples of workers who may be able to deduct the cost and upkeep of work clothes are: delivery workers, firefighters, health care workers, law enforcement officers, letter carriers, professional athletes, and transportation workers (air, rail, bus, etc.).

Musicians and entertainers can deduct the cost of theatrical clothing and accessories if they are not suitable for everyday wear.

However, work clothing consisting of white cap, white shirt or white jacket, white bib overalls, and standard work shoes, which a painter is required by his union to wear on the job, is not distinctive in character or in the nature of a uniform. Similarly, the costs of buying and maintaining blue work clothes worn by a welder at the request of a foreman are not deductible.

Protective clothing. You can deduct the cost of protective clothing required in your work, such as safety shoes or boots, safety glasses, hard hats, and work gloves.

Examples of workers who may be required to wear safety items are: carpenters, cement workers, chemical workers, electricians, fishing boat crew members, machinists, oil field workers, pipe fitters, steamfitters, and truck drivers.

Military uniforms. You generally cannot deduct the cost of your uniforms if you are on full-time active duty in the armed forces. However, if you are an armed forces reservist, you can deduct the unreimbursed cost of your uniform if military regulations restrict you from wearing it except while on duty as a reservist. In figuring the deduction, you must reduce the cost by any nontaxable allowance you receive for these expenses.

If local military rules do not allow you to wear fatigue uniforms when you are off duty, you can deduct the amount by which the cost of buying and keeping up these uniforms is more than the uniform allowance you receive.

You can deduct the cost of your uniforms if you are a civilian faculty or staff member of a military school.

Tax Preparation Fees (Line 21)

You can usually deduct tax preparation fees in the year you pay them. Thus, on your 2005 return, you can deduct fees paid in 2005 for preparing your 2004 return. These fees include the cost of tax preparation software programs and tax publications. They also include any fee you paid for electronic filing of your return. However, if you paid your tax by credit card, you cannot deduct the convenience fee you were charged.

Deduct expenses of preparing tax schedules relating to profit or loss from business (Schedule C or C-EZ), rentals or royalties (Schedule E), or farm income and expenses (Schedule F) on the appropriate schedule. Deduct the expenses of preparing the remainder of the return on Schedule A (Form 1040), line 21.

Other Expenses (Line 22)

You can deduct certain other expenses as miscellaneous itemized deductions subject to the 2%-of-adjusted-gross-income limit. These are expenses you pay:

1. To produce or collect income that must be included in your gross income,
2. To manage, conserve, or maintain property held for producing such income, or
3. To determine, contest, pay, or claim a refund of any tax.

You can deduct expenses you pay for the purposes in (1) and (2) above only if they are reasonably and closely related to these purposes. Some of these other expenses are explained in the following discussions.

If the expenses you pay produce income that is only partially taxable, see *Tax-Exempt Income Expenses*, later, under *Nondeductible Expenses*.

Appraisal Fees

You can deduct appraisal fees if you pay them to figure a casualty loss or the fair market value of donated property.

Certain Casualty and Theft Losses

You can deduct a casualty or theft loss as a miscellaneous itemized deduction subject to the 2% limit if you used the damaged or stolen property in performing services as an employee. First report the loss in Section B of Form 4684, Casualties and Thefts. You may also have to include the loss on Form 4797, Sales of Business Property, if you are otherwise required to file that form. To figure your deduction, add all casualty or theft losses from this type of property included on Form 4684, lines 35 and 41b, or Form 4797, line 18a. For other casualty and theft losses, see chapter 25.

Clerical Help and Office Rent

You can deduct office expenses, such as rent and clerical help, that you have in connection with your investments and collecting the taxable income on them.

Depreciation on Home Computer

You can deduct depreciation on your home computer if you use it to produce income (for example, to manage your investments that produce taxable income). You generally must depreciate the computer using the straight line method over the Alternative Depreciation System (ADS) recovery period. But if you work as an employee and also use the computer in that work, see Publication 946.

Excess Deductions of an Estate

If an estate's total deductions in its last tax year are more than its gross income for that year, the beneficiaries succeeding to the estate's property can deduct the excess. Do not include deductions for the estate's personal exemption and charitable contributions when figuring the estate's total deductions. The beneficiaries can claim the deduction only for the tax year in which, or with which, the estate terminates, whether the year of termination is a normal year or a short tax year. For more information, see *Termination of Estate* in Publication 559, Survivors, Executors, and Administrators.

Fees to Collect Interest and Dividends

You can deduct fees you pay to a broker, bank, trustee, or similar agent to collect your taxable bond interest or dividends on shares of stock. But you cannot deduct a fee you pay to a broker to buy investment property, such as stocks or bonds. You must add the fee to the cost of the property.

You cannot deduct the fee you pay to a broker to sell securities. You can use the fee only to figure gain or loss from the sale. See the instructions for Schedule D (Form 1040), columns (d) and (e), for information on how to report the fee.

Hobby Expenses

You can generally deduct hobby expenses, but only up to the amount of hobby income. A hobby is not a business because it is not carried on to make a profit. See *Activity not for profit* in chapter 12 under *Other Income*.

Indirect Deductions of Pass-Through Entities

Pass-through entities include partnerships, S corporations, and mutual funds that are not publicly offered. Deductions of pass-through entities are passed through to the partners or shareholders. The partners or shareholders can deduct their share of passed-through deductions for investment expenses as miscellaneous itemized deductions subject to the 2% limit.

Example. You are a member of an investment club that is formed solely to invest in securities. The club is treated as a partnership. The partnership's income is solely from taxable dividends, interest, and gains from sales of securities. In this case, you can deduct your share of the partnership's operating expenses as miscellaneous itemized deductions subject to the 2% limit. However, if the investment club partnership has investments that also produce nontaxable income, you cannot deduct your share of the partnership's expenses that produce the nontaxable income.

Publicly offered mutual funds. Publicly offered mutual funds do not pass deductions for investment expenses through to shareholders. A mutual fund is "publicly offered" if it is:

1. Continuously offered pursuant to a public offering,
2. Regularly traded on an established securities market, or
3. Held by or for at least 500 persons at all times during the tax year.

A publicly offered mutual fund will send you a Form 1099-DIV, Dividends and Distributions, or a substitute form, showing the net amount of dividend income (gross dividends minus investment expenses). This net figure is the amount you report on your return as income. You cannot deduct investment expenses.

Information returns. You should receive information returns from pass-through entities.

Partnerships and S corporations. These entities issue Schedule K-1, which lists the items and amounts you must report and identifies the tax return schedules and lines to use.

Nonpublicly offered mutual funds. These funds will send you a Form 1099-DIV, or a substitute form, showing your share of gross income and investment expenses. You can claim the expenses only as a miscellaneous itemized deduction subject to the 2% limit.

Investment Fees and Expenses

You can deduct investment fees, custodial fees, trust administration fees, and other expenses you paid for managing your investments that produce taxable income.

Legal Expenses

You can usually deduct legal expenses that you incur in attempting to produce or collect taxable income or that you pay in connection with the determination, collection, or refund of any tax.

You can also deduct legal expenses that are:

1. Related to either doing or keeping your job, such as those you paid to defend yourself against criminal charges arising out of your trade or business,
2. For tax advice related to a divorce, if the bill specifies how much is for tax advice and it is determined in a reasonable way, or
3. To collect taxable alimony.

You can deduct expenses of resolving tax issues relating to profit or loss from business (Schedule C or C-EZ), rentals or royalties (Schedule E), or farm income and expenses (Schedule F) on the appropriate schedule. You deduct expenses of resolving nonbusiness tax issues on Schedule A (Form 1040). See *Tax Preparation Fees*, earlier.

Unlawful discrimination claims. You may be able to deduct, as an adjustment to income on Form 1040, line 36, rather than as a miscellaneous itemized deduction, attorney fees and court costs for actions settled or decided after October 22, 2004, involving a claim of unlawful discrimination, a claim against the U.S. Government, or a claim made under section 1862(b)(3)(A) of the Social Security Act. However, the amount you can deduct on Form 1040, line 36, is limited to the amount you included in gross income in 2005 for that claim. The rest of your attorney fees and court costs for this type of claim are deductible as a miscellaneous itemized deduction subject to the 2% limit. See Publication 525 for more information.

Loss on Deposits

For information on whether, and if so, how, you may deduct a loss on your deposit in a qualified financial institution, see *Deposit in Insolvent or Bankrupt Financial Institution* in chapter 14.

Repayments of Income

If you had to repay an amount that you included in income in an earlier year, you may be able to deduct the amount you repaid. If the amount you had to repay was ordinary income of \$3,000 or less, the deduction is subject to the 2% limit. If it was more than \$3,000, see *Repayments Under Claim of Right under Deductions Not Subject to the 2% Limit*, later.

Repayments of Social Security Benefits

For information on how to deduct your repayments of certain social security benefits, see *Repayments More Than Gross Benefits* in chapter 11.

Safe Deposit Box Rent

You can deduct safe deposit box rent if you use the box to store taxable income-producing stocks, bonds, or investment-related papers and documents. You cannot deduct the rent if you use the box only for jewelry, other personal items, or tax-exempt securities.

Service Charges on Dividend Reinvestment Plans

You can deduct service charges you pay as a subscriber in a dividend reinvestment plan. These service charges include payments for:

1. Holding shares acquired through a plan,
2. Collecting and reinvesting cash dividends, and
3. Keeping individual records and providing detailed statements of accounts.

Trustee's Administrative Fees for IRA

Trustee's administrative fees that are billed separately and paid by you in connection with your individual retirement arrangement (IRA) are deductible (if they are ordinary and necessary) as a miscellaneous itemized deduction subject to the 2% limit. For more information about IRAs, see chapter 17.

Deductions Not Subject to the 2% Limit

You can deduct the items listed below as miscellaneous itemized deductions. They are not subject to the 2% limit. Report these items on Schedule A (Form 1040), line 27.

List of Deductions

Each of the following items is discussed in detail after the list.

- Amortizable premium on taxable bonds.

- Casualty and theft losses from income-producing property.
- Federal estate tax on income in respect of a decedent.
- Gambling losses up to the amount of gambling winnings.
- Impairment-related work expenses of persons with disabilities.
- Loss from other activities from Schedule K-1 (Form 1065-B), box 2.
- Repayments of more than \$3,000 under a claim of right.
- Unrecovered investment in an annuity.

Amortizable Premium on Taxable Bonds

In general, if the amount you pay for a bond is greater than its stated principal amount, the excess is bond premium. You can elect to amortize the premium on taxable bonds. The amortization of the premium is generally an offset to interest income on the bond rather than a separate deduction item.

Part of the premium on some bonds may be a miscellaneous deduction not subject to the 2% limit. For more information, see *Amortizable Premium on Taxable Bonds* in Publication 529, and *Bond Premium Amortization* in chapter 3 of Publication 550, *Investment Income and Expenses*.

Certain Casualty and Theft Losses

You can deduct a casualty or theft loss as a miscellaneous itemized deduction not subject to the 2% limit if the damaged or stolen property was income-producing property (property held for investment, such as stocks, notes, bonds, gold, silver, vacant lots, and works of art). First, report the loss in Form 4684, Section B. You may also have to include the loss on Form 4797 if you are otherwise required to file that form. To figure your deduction, add all casualty or theft losses from this type of property included on Form 4684, lines 35 and 41b, or Form 4797, line 18a. For more information on casualty and theft losses, see chapter 25.

Federal Estate Tax on Income in Respect of a Decedent

You can deduct the federal estate tax attributable to income in respect of a decedent that you as a beneficiary include in your gross income. Income in respect of the decedent is gross income that the decedent would have received had death not occurred and that was not properly includible in the decedent's final income tax return. See Publication 559 for more information.

Gambling Losses Up to the Amount of Gambling Winnings

You must report the full amount of your gambling winnings for the year on Form 1040, line 21. You deduct your gambling losses for the year on

Schedule A (Form 1040), line 27. You cannot deduct gambling losses that are more than your winnings.



You cannot reduce your gambling winnings by your gambling losses and report the difference. You must report the full amount of your winnings as income and claim your losses (up to the amount of winnings) as an itemized deduction. Therefore, your records should show your winnings separately from your losses.



Diary of winnings and losses. You must keep an accurate diary or similar record of your losses and winnings.

Your diary should contain at least the following information.

1. The date and type of your specific wager or wagering activity.
2. The name and address or location of the gambling establishment.
3. The names of other persons present with you at the gambling establishment.
4. The amount(s) you won or lost.

See Publication 529 for more information.

Impairment-Related Work Expenses

If you have a physical or mental disability that limits your being employed, or substantially limits one or more of your major life activities, such as performing manual tasks, walking, speaking, breathing, learning, and working, you can deduct your impairment-related work expenses.

Impairment-related work expenses are ordinary and necessary business expenses for attendant care services at your place of work and for other expenses in connection with your place of work that are necessary for you to be able to work.

Where to report. If you are an employee, you enter impairment-related work expenses on Form 2106 or Form 2106-EZ. Enter on Schedule A (Form 1040), line 27, that part of the amount on Form 2106, line 10, or Form 2106-EZ, line 6, that is related to your impairment. Enter the amount that is unrelated to your impairment on Schedule A (Form 1040), line 20.

Repayments Under Claim of Right

If you had to repay more than \$3,000 that you included in your income in an earlier year because at the time you thought you had an unrestricted right to it, you may be able to deduct the amount you repaid or take a credit against your tax. See *Repayments* in chapter 12 for more information.

Unrecovered Investment in Annuity

A retiree who contributed to the cost of an annuity can exclude from income a part of each payment received as a tax-free return of the retiree's investment. If the retiree dies before the

entire investment is recovered tax free, any unrecovered investment can be deducted on the retiree's final income tax return. See chapter 10 for more information about the tax treatment of pensions and annuities.

Loss From Other Activities From Schedule K-1 (Form 1065-B), Box 2

If the amount reported in Schedule K-1 (Form 1065-B), box 2, is a loss, report it on Schedule A (Form 1040), line 27. It is not subject to the passive activity limitations. See the 2005 Partner's Instructions For Schedule K-1 (Form 1065-B) for more information.

Officials Paid on a Fee Basis

If you are a fee-basis official, you can claim your expenses in performing services in that job as an adjustment to income rather than as a miscellaneous itemized deduction. To qualify as a fee-basis official, you must be employed by a state or local government and be paid in whole or in part on a fee basis.

Where to report. If you qualify as a fee-basis official, you should first complete Form 2106 or Form 2106-EZ. Then include your expenses in performing services in that job (Form 2106, line 10, or Form 2106-EZ, line 6) on Form 1040, line 24.

Armed Forces Reservists Traveling More Than 100 Miles From Home

If you are a member of a reserve component of the Armed Forces of the United States and you travel more than 100 miles away from home in connection with your performance of services as a member of the reserves, you can deduct your travel expenses as an adjustment to gross income rather than as a miscellaneous itemized deduction. The amount of expenses you can deduct as an adjustment to gross income is limited to the regular federal *per diem* rate (for lodging, meals, and incidental expenses) and the standard mileage rate (for car expenses) plus any parking fees, ferry fees, and tolls. For more information, see Publication 463.

Member of a reserve component. You are a member of a reserve component of the Armed Forces of the United States if you are in the Army, Naval, Marine Corps, Air Force, or Coast Guard Reserve, the Army National Guard of the United States, the Air National Guard of the United States, or the Reserve Corps of the Public Health Service.

Where to report. If you have reserve-related travel that takes you more than 100 miles from home, you should first complete Form 2106 or Form 2106-EZ. Then include your expenses for reserve travel over 100 miles from home, up to the federal rate, from Form 2106, line 10, or Form 2106-EZ, line 6, in the total on Form 1040, line 24. Subtract this amount from the total on Form 2106, line 10, or Form 2106-EZ, line 6, and deduct the balance as an itemized deduction on Schedule A (Form 1040), line 20.

You cannot deduct travel expenses that do not take you more than 100 miles from home as an adjustment to gross income. Instead, you must complete Form 2106 or 2106-EZ and deduct those expenses as an itemized deduction on Schedule A (Form 1040), line 20.

Nondeductible Expenses

Examples of nondeductible expenses are listed next. The list is followed by discussions of additional nondeductible expenses.

List of Nondeductible Expenses

- Broker's commissions that you paid in connection with your IRA or other investment property.
- Burial or funeral expenses, including the cost of a cemetery lot.
- Capital expenses.
- Fees and licenses, such as car licenses, marriage licenses, and dog tags.
- Hobby losses — But see *Hobby Expenses*, earlier.
- Home repairs, insurance, and rent.
- Illegal bribes and kickbacks—See *Bribes and kickbacks* in chapter 13 of Publication 535.
- Losses from the sale of your home, furniture, personal car, etc.
- Personal disability insurance premiums.
- Personal, living, or family expenses.
- The value of wages never received or lost vacation time.

Adoption Expenses

You cannot deduct the expenses of adopting a child, but you may be able to take a credit for those expenses. See chapter 37.

Campaign Expenses

You cannot deduct campaign expenses of a candidate for any office, even if the candidate is running for reelection to the office. These include qualification and registration fees for primary elections.

Legal fees. You cannot deduct legal fees paid to defend charges that arise from participation in a political campaign.

Check-Writing Fees on Personal Account

If you have a personal checking account, you cannot deduct fees charged by the bank for the privilege of writing checks, even if the account pays interest.

Club Dues

Generally, you cannot deduct the cost of membership in any club organized for business, pleasure, recreation, or other social purpose. This includes business, social, athletic, luncheon, sporting, airline, hotel, golf, and country clubs. For exceptions, see *Dues to Chambers of Commerce and Professional Societies* under *Unreimbursed Employee Expenses*, earlier.

Commuting Expenses

You cannot deduct commuting expenses (the cost of transportation between your home and your main or regular place of work). If you haul tools, instruments, or other items, in your car to and from work, you can deduct only the additional cost of hauling the items such as the rent on a trailer to carry the items.

Fines or Penalties

You cannot deduct fines or penalties you pay to a governmental unit for violating a law. This includes an amount paid in settlement of your actual or potential liability for a fine or penalty (civil or criminal). Fines or penalties include parking tickets, tax penalties, and penalties deducted from teachers' paychecks after an illegal strike.

Health Spa Expenses

You cannot deduct health spa expenses, even if there is a job requirement to stay in excellent physical condition, such as might be required of a law enforcement officer.

Home Security System

You cannot deduct the cost of a home security system as a miscellaneous deduction. However, you may be able to claim a deduction for a home security system as a business expense if you have a home office. See *Home Office* under *Unreimbursed Employee Expenses*, earlier, and *Security System* under *Deducting Expenses* in Publication 587.

Homeowners' Insurance Premiums

You cannot deduct premiums that you pay or that are placed in escrow for insurance on your home, such as fire and liability or mortgage insurance.

Investment-Related Seminars

You cannot deduct any expenses for attending a convention, seminar, or similar meeting for investment purposes.

Life Insurance Premiums

You cannot deduct premiums you pay on your life insurance. You may be able to deduct, as alimony, premiums you pay on life insurance

policies assigned to your former spouse. See chapter 18 for information on alimony.

Lobbying Expenses

You generally cannot deduct amounts paid or incurred for lobbying expenses. These include expenses to:

1. Influence legislation,
2. Participate or intervene in any political campaign for, or against, any candidate for public office,
3. Attempt to influence the general public, or segments of the public, about elections, legislative matters, or referendums, or
4. Communicate directly with covered executive branch officials in any attempt to influence the official actions or positions of those officials.

Lobbying expenses also include any amounts paid or incurred for research, preparation, planning, or coordination of any of these activities.

Dues used for lobbying. If a tax-exempt organization notifies you that part of the dues or other amounts you pay to the organization are used to pay nondeductible lobbying expenses, you cannot deduct that part. See *Lobbying Expenses* in Publication 529 for information on exceptions.

Lost or Mislaid Cash or Property

You cannot deduct a loss based on the mere disappearance of money or property. However, an accidental loss or disappearance of property can qualify as a casualty if it results from an identifiable event that is sudden, unexpected, or unusual. See chapter 25.

Example. A car door is accidentally slammed on your hand, breaking the setting of your diamond ring. The diamond falls from the ring and is never found. The loss of the diamond is a casualty.

Lunches with Coworkers

You cannot deduct the expenses of lunches with co-workers, except while traveling away from home on business. See chapter 26 for information on deductible expenses while traveling away from home.

Meals While Working Late

You cannot deduct the cost of meals while working late. However, you may be able to claim a deduction if the cost of meals is a deductible entertainment expense, or if you are traveling away from home. See chapter 26 for information on deductible entertainment expenses and expenses while traveling away from home.

Personal Legal Expenses

You cannot deduct personal legal expenses such as those for the following.

1. Custody of children.
2. Breach of promise to marry suit.
3. Civil or criminal charges resulting from a personal relationship.
4. Damages for personal injury.
5. Preparation of a title (or defense or perfection of a title).
6. Preparation of a will.
7. Property claims or property settlement in a divorce.

You cannot deduct these expenses even if a result of the legal proceeding is the loss of income-producing property.

Political Contributions

You cannot deduct contributions made to a political candidate, a campaign committee, or a newsletter fund. Advertisements in convention bulletins and admissions to dinners or programs that benefit a political party or political candidate are not deductible.

Professional Accreditation Fees

You cannot deduct professional accreditation fees such as the following.

1. Accounting certificate fees paid for the initial right to practice accounting.
2. Bar exam fees and incidental expenses in securing admission to the bar.
3. Medical and dental license fees paid to get initial licensing.

Professional Reputation

You cannot deduct expenses of radio and TV appearances to increase your personal prestige or establish your professional reputation.

Relief Fund Contributions

You cannot deduct contributions paid to a private plan that pays benefits to any covered employee who cannot work because of any injury or illness not related to the job.

Residential Telephone Service

You cannot deduct any charge (including taxes) for basic local telephone service for the first telephone line to your residence, even if it is used in a trade or business.

Stockholders' Meetings

You cannot deduct transportation and other expenses you pay to attend stockholders' meetings of companies in which you own stock but have no other interest. You cannot deduct these expenses even if you are attending the meeting to get information that would be useful in making further investments.

Tax-Exempt Income Expenses

You cannot deduct expenses to produce tax-exempt income. You cannot deduct interest on a debt incurred or continued to buy or carry tax-exempt securities.

If you have expenses to produce both taxable and tax-exempt income, but you cannot identify the expenses that produce each type of income, you must divide the expenses based on the amount of each type of income to determine the amount that you can deduct.

Example. During the year, you received taxable interest of \$4,800 and tax-exempt interest of \$1,200. In earning this income, you had total expenses of \$500 during the year. You cannot identify the amount of each expense item that is for each income item. Therefore, 80% ($\$4,800/\$6,000$) of the expense is for the taxable interest and 20% ($\$1,200/\$6,000$) is for the

tax-exempt interest. You can deduct, subject to the 2% limit, expenses of \$400 (80% of \$500).

Travel Expenses for Another Individual

You generally cannot deduct travel expenses you pay or incur for a spouse, dependent, or other individual who accompanies you (or your employee) on business travel. See chapter 26 for more information on deductible travel expenses.

Voluntary Unemployment Benefit Fund Contributions

You cannot deduct voluntary unemployment benefit fund contributions you make to a union

fund or a private fund. However, you can deduct contributions as taxes if state law requires you to make them to a state unemployment fund that covers you for the loss of wages from unemployment caused by business conditions.

Wristwatches

You cannot deduct the cost of a wristwatch, even if there is a job requirement that you know the correct time to properly perform your duties.

29.

Limit on Itemized Deductions

What's New

Katrina Emergency Tax Relief Act of 2005. This Act provides tax relief for persons affected by Hurricane Katrina. Under the Act, you may be able to treat certain gifts made by cash or check as qualified contributions not subject to the limit on itemized deductions. See Publication 4492.

Introduction

This chapter discusses the overall limit on itemized deductions on Schedule A (Form 1040). The topics include:

- Who is subject to the limit,
- Which itemized deductions are limited, and
- How to figure the limit.

Useful Items

You may want to see:

Form (and Instructions)

- Schedule A (Form 1040)** Itemized Deductions

Are You Subject to the Limit?

You are subject to the limit on certain itemized deductions if your adjusted gross income (AGI) is more than \$145,950 (\$72,975 if you are married filing separately). Your AGI is the amount on Form 1040, line 38.

Which Itemized Deductions Are Limited?

The following Schedule A (Form 1040) deductions are subject to the overall limit on itemized deductions.

- Taxes—line 9.
- Interest—lines 10, 11, and 12.
- Gifts to charity—line 18.
- Job expenses and most other miscellaneous deductions—line 26.
- Other miscellaneous deductions—line 27, excluding gambling and casualty or theft losses.

Which Itemized Deductions Are Not Limited?

The following Schedule A (Form 1040) deductions are not subject to the overall limit on itemized deductions. However, they are still subject to other applicable limits.

- Medical and dental expenses—line 4.
- Investment interest expense—line 13.
- Gifts by cash or check made after August 27, 2005, that you elect to treat as qualified contributions—line 15b.
- Casualty and theft losses from personal use property—line 19.
- Casualty and theft losses from income-producing property—line 27.
- Gambling losses—line 27.

How Do You Figure the Limit?

If your itemized deductions are subject to the limit, the total of all your itemized deductions is reduced by the smaller of:

- 3% of the amount by which your AGI exceeds \$145,950 (\$72,975 if married filing separately), or
- 80% of your itemized deductions that are affected by the limit. See *Which Itemized Deductions Are Limited*, earlier.

Before you figure the overall limit on itemized deductions, you first must complete Schedule A (Form 1040), lines 1 through 27, including any related forms (such as Form 2106, Form 4684, etc.).

The overall limit on itemized deductions is figured after you have applied any other limit on the allowance of any itemized deduction. These other limits include charitable contribution limits (chapter 24), the limit on certain meals and entertainment (chapter 26), and the 2%-of-adjusted-gross-income limit on certain miscellaneous deductions (chapter 28).

Itemized Deductions Worksheet. After you have completed Schedule A (Form 1040) through line 27, you can use the Itemized Deductions Worksheet in the Instructions for Schedule A (Form 1040) to figure your limit. Enter the result on Schedule A (Form 1040), line 28. Keep the worksheet for your records.

TIP You should compare the amount of your standard deduction to the amount of your itemized deductions after applying the limit. Use the greater amount when completing Form 1040, line 40. See chapter 20 for information on how to figure your standard deduction.

Example

For tax year 2005, Bill and Terry Willow are filing a joint return on Form 1040. Their adjusted gross income on line 38 is \$259,600. Their Schedule A itemized deductions are as follows:

Taxes—line 9	\$ 17,900
Interest—lines 10, 11, and 12	45,000
Investment interest expense—line 13	41,000
Gifts to charity—line 18	21,000
Job expenses—line 26	17,240
Total	<u>\$142,140</u>

The Willows' investment interest expense deduction (\$41,000 from Schedule A (Form 1040), line 13) is not subject to the overall limit on itemized deductions.

The Willows use the Itemized Deductions Worksheet in the Schedule A (Form 1040) instructions to figure their overall limit. Their completed worksheet is shown as Table 29-1.

Of their \$142,140 total itemized deductions, the Willows can deduct only \$138,730 (\$142,140 – \$3,410). They enter \$138,730 on Schedule A (Form 1040), line 28.



1. Enter the total of the amounts from Schedule A, lines 4, 9, 14, 18, 19, 26, and 27.	1.	<u>142,140</u>
2. Enter the total of the amounts from Schedule A, lines 4, 13, 15b, and 19, plus any gambling and casualty or theft losses included on line 27.	2.	<u>41,000</u>
<div style="display: flex; align-items: center;"> <p>Be sure your total gambling and casualty or theft losses are clearly identified on the dotted lines next to line 27.</p> </div>		
<hr/> <p>3. Is the amount on line 2 less than the amount on line 1?</p> <p><input type="checkbox"/> No. Your deduction is not limited. Enter the amount from line 1 above on Schedule A, line 28.</p> <p><input checked="" type="checkbox"/> Yes. Subtract line 2 from line 1</p>		
	3.	<u>101,140</u>
4. Multiply line 3 by 80% (.80)	4.	<u>80,912</u>
5. Enter the amount from Form 1040, line 38	5.	<u>259,600</u>
6. Enter: \$145,950 (\$72,975 if married filing separately)	6.	<u>145,950</u>
<p>7. Is the amount on line 6 less than the amount on line 5?</p> <p><input type="checkbox"/> No. Your deduction is not limited. Enter the amount from line 1 above on Schedule A, line 28.</p> <p><input checked="" type="checkbox"/> Yes. Subtract line 6 from line 5</p>		
	7.	<u>113,650</u>
8. Multiply line 7 by 3% (.03)	8.	<u>3,410</u>
9. Enter the smaller of line 4 or line 8	9.	<u>3,410</u>
10. Total itemized deductions. Subtract line 9 from line 1. Enter the result here and on Schedule A, line 28	10.	<u>138,730</u>

Part Six.

Figuring Your Taxes and Credits

The eight chapters in this part explain how to figure your tax and how to figure the tax of certain children who have more than \$1,600 of investment income. They also discuss tax credits that, unlike deductions are subtracted directly from your tax and reduce your tax, dollar for dollar. Chapter 36 discusses the earned income credit and how you may be able to get part of the credit paid to you in advance throughout the year.

30.

How To Figure Your Tax

Introduction

After you have figured your income and deductions as explained in *Parts One through Five*, your next step is to figure your tax. This chapter discusses:

- The general steps you take to figure your tax,
- An additional tax you may have to pay called the alternative minimum tax, and
- The conditions you must meet if you want the IRS to figure your tax.

Figuring Your Tax

Your income tax is based on your taxable income. After you figure your income tax and any alternative minimum tax, subtract your tax credits and add any other taxes you may owe. The result is your total tax. Compare your total tax with your total payments to determine whether you are entitled to a refund or owe additional tax.

This section provides a general outline of how to figure your tax. You can find step-by-step directions in the instructions for Forms 1040EZ, 1040A, and 1040. If you are unsure of which tax form you should file, see *Which Form Should I Use?* in chapter 1.

Tax. Most taxpayers use either the Tax Table or the Tax Computation Worksheet to figure their income tax. However, there are special methods if your income includes any of the following items.

- A net capital gain. (See chapter 16.)
- Qualified dividends taxed at the same rates as a net capital gain. (See chapter 16.)
- Lump-sum distributions. (See chapter 10.)
- Farming or fishing income. (See Schedule J (Form 1040), Income Averaging for Farmers and Fishermen.)

- Investment income over \$1,600 for children under age 14. (See chapter 31.)

Credits. After you figure your income tax and any alternative minimum tax (discussed later), determine your tax credits. This chapter does not explain whether you are eligible for these credits. You can find that information in chapters 32 through 37 and your form instructions. See the following table for credits you may be able to subtract from your income tax.

CREDITS	
For information on:	See chapter:
Adoption	37
Child and dependent care	32
Child tax credit	34
Education	35
Elderly or disabled	33
Foreign tax	37
Mortgage interest	37
Prior year minimum tax	37
Qualified electric vehicle	37
Qualified retirement savings contributions	37

Some credits (such as the earned income credit) are not listed above because they are treated as payments. See *Payments*, later.

There are other credits that are not discussed in this publication. These include the following items.

- General business credit, which is made up of several separate business-related credits. These generally are reported on Form 3800, General Business Credit, and are discussed in chapter 4 of Publication 334, Tax Guide for Small Business.
- Empowerment zone and renewal community employment credit, which is for certain employers who are engaged in a business in an empowerment zone, a renewal community, or the DC zone. See Publication 954, Tax Incentives for Distressed Communities. Also see the instructions for Form 8844, Empowerment Zone and Renewal Community Employment Credit.
- District of Columbia first-time homebuyer credit, which is for certain persons who buy a main home in the District. See the instructions for Form 8859, District of Columbia First-Time Homebuyer Credit.
- Credit for alcohol used as fuel. See Form 6478.
- Renewable electricity, refined coal, and Indian coal production credit for electricity and refined coal produced at facilities

placed in service after October 22, 2004, and Indian coal produced at facilities placed in service after August 8, 2005. See Form 8835, Section B.

- Credit for fuel from a nonconventional source, which is for the person who sold the fuel or who owned royalty interests and received income from the sale of fuel produced from a nonconventional source. See Form 8907.

Other taxes. After you subtract your tax credits, determine whether there are any other taxes you must pay. This chapter does not explain these other taxes. You can find that information in other chapters of this publication and your form instructions. See the following table for other taxes you may need to add to your income tax.

OTHER TAXES	
For information on:	See chapter:
Additional taxes on qualified retirement plans and IRAs	10, 17
Advance earned income credit payments	36
Household employment taxes	32
Recapture of an education credit	35
Social security and Medicare tax on unreported tips	6
Uncollected social security and Medicare tax on tips	6

Another tax you may have to pay, the alternative minimum tax, is discussed later in this chapter.

There are other taxes that are not discussed in this publication. These include the following items.

1. *Self-employment tax.* You must figure this tax if either of the following applies to you (or your spouse if you file a joint return).
 - a. Your net earnings from self-employment from other than church employee income were \$400 or more. The term "net earnings from self-employment" may include certain nonemployee compensation and other amounts reported to you on Form 1099-MISC, Miscellaneous Income. If you received a Form 1099-MISC, see the *Instructions to Recipients* on the back. Also see the instructions for Schedule SE (Form 1040), Self-Employment Tax; and Publication 334, Tax Guide for Small Business.

- b. You had church employee income of \$108.28 or more.
2. **Recapture taxes.** You may have to pay these taxes if you previously claimed an investment credit, a low-income housing credit, a mortgage interest credit, a new markets credit, a qualified electric vehicle credit, a credit for employer-provided child care facilities, or an Indian employment credit. For more information, see the instructions for Form 1040, line 63.
 3. **Section 72(m)(5) excess benefits tax.** If you are (or were) a 5% owner of a business and you received a distribution that exceeds the benefits provided for you under the qualified pension or annuity plan formula, you may have to pay this additional tax. See *Tax on Excess Benefits* in chapter 4 of Publication 560, *Retirement Plans for Small Business (SEP, SIMPLE, and Qualified Plans)*.
 4. **Uncollected social security and Medicare tax on group-term life insurance.** If your former employer provides you with more than \$50,000 of group-term life insurance coverage, you must pay the employee part of social security and Medicare taxes on those premiums. The amount should be shown in box 12 of your Form W-2 with codes M and N.
 5. **Tax on golden parachute payments.** This tax applies if you received an "excess parachute payment" (EPP) due to a change in a corporation's ownership or control. See the instructions for Form 1040, line 63.
 6. **Tax on accumulation distribution of trusts.** This applies if you are the beneficiary of a trust that accumulated its income instead of distributing it currently. See the instructions for Form 4970, *Tax on Accumulation Distribution of Trusts*.
 7. **Additional tax on HSAs or MSAs.** If amounts contributed to, or distributed from, your health savings account or medical savings account do not meet the rules for these accounts, you may have to pay additional taxes. See Publication 969, *Health Savings Accounts and Other Tax-Favored Health Plans*; Form 8853, *Archer MSAs and Long-Term Care Insurance Contracts*; Form 8889, *Health Savings Accounts (HSAs)*; and Form 5329, *Additional Taxes on Qualified Plans (Including IRAs) and Other Tax-Favored Accounts*.
 8. **Additional tax on Coverdell ESAs.** This applies if amounts contributed to, or distributed from, your Coverdell ESA do not meet the rules for these accounts. See Publication 970, *Tax Benefits for Education*, and Form 5329.
 9. **Additional tax on qualified tuition programs.** This applies to amounts distributed from qualified tuition programs that do not meet the rules for these accounts. See Publication 970 and Form 5329.
 10. **Tax on insider stock compensation from an expatriated corporation.** You may owe a 15% excise tax on the value of nonstatutory stock options and certain other stock-based compensation held by you or

a member of your family from an expatriated corporation or its expanded affiliated group in which you were an officer, director, or more-than-10% owner. For more information, see the instructions for Form 1040, line 63.

11. **Additional tax on income you received from a nonqualified deferred compensation plan that fails to meet certain requirements.** This income should be shown in Form W-2, box 12, with code Z, or in Form 1099-MISC, box 15b. For more information, see the instructions for Form 1040, line 63.
12. **Interest on the tax due on installment income from the sale of certain residential lots and timeshares.** For more information, see the instructions for Form 1040, line 63.

Payments. After you determine your total tax, figure the total payments you have already made for the year. Include credits that are treated as payments. This chapter does not explain these payments and credits. You can find that information in other chapters of this publication and your form instructions. See the following table for amounts you can include in your total payments.

PAYMENTS

For information on:	See chapter:
Child tax credit (additional)	34
Earned income credit	36
Estimated tax paid	4
Excess social security and RRTA tax withheld	37
Federal income tax withheld	4
Health coverage tax credit	37
Regulated investment company credit	37
Tax paid with extension	1

Another credit that is treated as a payment is the credit for federal excise tax paid on fuels. This credit is for persons who have a nontaxable use of certain fuels, such as diesel fuel and kerosene. It is claimed on Form 1040, line 70. See Form 4136, *Credit for Federal Tax Paid on Fuels*.

Refund or balance due. To determine whether you are entitled to a refund or owe additional tax, compare your total payments with your total tax. If you are entitled to a refund, see your form instructions for information on having it directly deposited into your checking or savings account instead of receiving a paper check.

Alternative Minimum Tax

This section briefly discusses an additional tax you may have to pay.

The tax law gives special treatment to some kinds of income and allows special deductions and credits for some kinds of expenses. Taxpayers who benefit from the law in these ways may have to pay at least a minimum amount of tax through an additional tax. This additional tax is called the alternative minimum tax (AMT).

You may have to pay the alternative minimum tax if your taxable income for regular tax purposes, combined with certain adjustments and tax preference items, is more than:

- \$58,000 if your filing status is married filing a joint return (or qualifying widow(er) with dependent child),
- \$40,250 if your filing status is single or head of household, or
- \$29,000 if your filing status is married filing a separate return.

Adjustments and tax preference items. The more common adjustments and tax preference items include:

- Addition of personal exemptions,
- Addition of the standard deduction (if claimed),
- Addition of itemized deductions claimed for state and local taxes, certain interest, most miscellaneous deductions, and part of medical expenses,
- Subtraction of any refund of state and local taxes included in gross income,
- Changes to accelerated depreciation of certain property,
- Difference between gain or loss on the sale of property reported for regular tax purposes and AMT purposes,
- Addition of certain income from incentive stock options,
- Change in certain passive activity loss deductions,
- Addition of certain depletion that is more than the adjusted basis of the property,
- Addition of part of the deduction for certain intangible drilling costs, and
- Addition of tax-exempt interest on certain private activity bonds.

More information. For more information about the alternative minimum tax, see the instructions for Form 1040, line 45, and Form 6251, *Alternative Minimum Tax—Individuals*.

Tax Figured by IRS

If you file by April 17, 2006, you can have the IRS figure your tax for you on Form 1040EZ, Form 1040A, or Form 1040.

If the IRS figures your tax and you paid too much, you will receive a refund. If you did not pay enough, you will receive a bill for the balance. To avoid interest or the penalty for late payment, you must pay the bill within 30 days of the date of the bill or by the due date for your return, whichever is later.

When the IRS cannot figure your tax. The IRS cannot figure your tax for you if any of the following apply.

1. You want your refund directly deposited into your account.

2. You want any part of your refund applied to your 2006 estimated tax.
3. You had income for the year from sources other than wages, salaries, tips, interest, dividends, taxable social security benefits, unemployment compensation, IRA distributions, pensions, and annuities.
4. Your taxable income is \$100,000 or more.
5. You itemize deductions.
6. You file any of the following forms.
 - a. Form 2555, Foreign Earned Income.
 - b. Form 2555-EZ, Foreign Earned Income Exclusion.
 - c. Form 4137, Social Security and Medicare Tax on Unreported Tip Income.
 - d. Form 4970, Tax on Accumulation Distribution of Trusts.
 - e. Form 4972, Tax on Lump-Sum Distributions.
 - f. Form 6198, At-Risk Limitations.
 - g. Form 6251, Alternative Minimum Tax—Individuals.
 - h. Form 8606, Nondeductible IRAs.
 - i. Form 8615, Tax for Children Under Age 14 With Investment Income of More Than \$1,600.
 - j. Form 8814, Parents' Election To Report Child's Interest and Dividends.
 - k. Form 8839, Qualified Adoption Expenses.
 - l. Form 8853, Archer MSAs and Long-Term Care Insurance Contracts.
 - m. Form 8889, Health Savings Accounts (HSAs).
 - n. Form 8915, Qualified Hurricane Katrina Retirement Plan Distributions and Repayments.

Filing the Return

After you complete the line entries for the tax form you are filing, as discussed next, attach the peel-off label. If you do not have a peel-off label, fill in your name and address. Enter your social security number in the space provided. If you are married, enter the social security numbers of you and your spouse. Complete the "Third Party Designee" area of the return if you would like another person to discuss your return with the IRS. Sign and date your return and enter your occupation(s). If you are filing a joint return, both you and your spouse must sign it. Enter your daytime phone number in the space provided.

Attach a copy of each of your Forms W-2 to your return. Also attach any Form 1099-R you received that has withholding tax in box 4.

Mail your return to the Internal Revenue Service Center for the area where you live. A list of Service Center addresses is shown near the end of this publication.

Form 1040EZ Line Entries

Read lines 1 through 8b and fill in the lines that apply to you. Do not complete lines 9 through 12. If you are filing a joint return, use the space to the left of line 6 to separately show your taxable income and your spouse's taxable income.

Earned income credit. If you can take this credit, as discussed in chapter 36, the IRS can figure it for you. Enter "EIC" in the space to the left of line 8a. Enter the nontaxable combat pay you elect to include in earned income on line 8b.

If your credit for any year after 1996 was reduced or disallowed by the IRS, you may also have to file Form 8862, Information To Claim Earned Income Credit After Disallowance, with your return. For details, see the Form 1040EZ instructions.

Form 1040A Line Entries

Read lines 1 through 27 and fill in the lines that apply to you. If you are filing a joint return, use the space to the left of line 27 to separately show your taxable income and your spouse's taxable income. Do not complete line 28. Complete lines 29 through 33, 37, and 39 through 42 if they apply to you. Do not fill in lines 30 and 41a if you want the IRS to figure the credits shown on those lines. Also, enter any write-in information that applies to you in the space to the left of line 43. Do not complete lines 35, 36, 38, and 43 through 48.

Credit for child and dependent care expenses. If you can take this credit, as discussed in chapter 32, complete Schedule 2 and attach it to your return. Enter the amount of the credit on line 29 (Form 1040A). The IRS will not figure this credit.

Credit for the elderly or the disabled. If you can take this credit, as discussed in chapter 33, attach Schedule 3 (Form 1040A), Credit for the Elderly or the Disabled for Form 1040A Filers. Enter "CFE" next to line 30 (Form 1040A). The IRS will figure this credit for you. On Schedule 3, check the box in Part I for your filing status and age. Complete Part II and Part III, lines 11 and 13, if they apply.

Earned income credit. If you can take this credit, as discussed in chapter 36, the IRS will

figure it for you. Enter "EIC" to the left of the entry space for line 41a. Enter the nontaxable combat pay you elect to include in earned income on line 41b. If you have a qualifying child, you must fill in Schedule EIC, Earned Income Credit, and attach it to your return.

If your credit for any year after 1996 was reduced or disallowed by the IRS, you may also have to file Form 8862, Information To Claim Earned Income Credit After Disallowance, with your return. For details, see the Form 1040A instructions.

Form 1040 Line Entries

Read lines 1 through 43 and fill in the lines that apply to you. Do not complete line 44.

If you are filing a joint return, use the space under the words "Adjusted Gross Income" on the front of your return to separately show your taxable income and your spouse's taxable income.

Read lines 45 through 70. Fill in the lines that apply to you, but do not fill in lines 56, 63, and 71. Also, do not complete line 57 and lines 72 through 76. Do not fill in lines 49 and 66a if you want the IRS to figure the credits shown on those lines.

Fill in any forms or schedules asked for on the lines you completed, and attach them to your return.

Credit for child and dependent care expenses. If you can take this credit, as discussed in chapter 32, complete Form 2441 and attach it to your return. Enter the amount of the credit on line 48. The IRS will not figure this credit.

Credit for the elderly or the disabled. If you can take this credit, as discussed in chapter 33, attach Schedule R, Credit for the Elderly or the Disabled. Enter "CFE" on the dotted line next to Form 1040, line 49. The IRS will figure the credit for you. On Schedule R check the box in Part I for your filing status and age. Complete Part II and Part III, lines 11 and 13, if they apply.

Earned income credit. If you can take this credit, as discussed in chapter 36, the IRS will figure it for you. Enter "EIC" on the dotted line next to Form 1040, line 66a. Enter the nontaxable combat pay you elect to include in earned income on line 66b. If you have a qualifying child, you must fill in Schedule EIC and attach it to your return.

If your credit for any year after 1996 was reduced or disallowed by the IRS, you may also have to file Form 8862, Information To Claim Earned Income Credit After Disallowance, with your return. For details, see the Form 1040 instructions.

31.

Tax on Investment Income of Certain Minor Children

Introduction

This chapter discusses the following two rules that may affect the tax on certain investment income of a child under age 14.

1. If the child's interest and dividend income total less than \$8,000, the child's parent may be able to choose to include that income (including capital gain distributions) on the parent's return rather than file a return for the child. (See *Parent's Election To Report Child's Interest and Dividends*, later.)
2. If the child's interest, dividends, and other investment income total more than \$1,600, part of that income may be taxed at the parent's tax rate instead of the child's tax rate. (See *Tax for Children Under Age 14 Who Have Investment Income of More Than \$1,600*, later.)

For these rules, the term "child" includes a legally adopted child and a stepchild. These rules apply whether or not the child is a dependent.

These rules do not apply if:

- The child is not required to file a tax return, or
- Neither of the child's parents were living at the end of the tax year.

Useful Items

You may want to see:

Publication

- 929** Tax Rules for Children and Dependents

Form (and Instructions)

- 8615** Tax for Children Under Age 14 With Investment Income of More Than \$1,600
- 8814** Parents' Election To Report Child's Interest and Dividends

Which Parent's Return To Use

If a child's parents are married to each other and file a joint return, use the joint return to figure the tax on the investment income of a child under age 14. The tax rate and other return information from that return are used to figure the child's tax as explained later under *Tax for Children Under Age 14 Who Have Investment Income of More Than \$1,600*.

Parents Who Do Not File a Joint Return

For parents who do not file a joint return, the following discussions explain which parent's tax return must be used to figure the tax.

Only the parent whose tax return is used can make the election described under *Parent's Election To Report Child's Interest and Dividends*.

Parents are married. If the child's parents file separate returns, use the return of the parent with the greater taxable income.

Parents not living together. If the child's parents are married to each other but not living together, and the parent with whom the child lives (the custodial parent) is considered unmarried, use the return of the custodial parent. If the custodial parent is not considered unmarried, use the return of the parent with the greater taxable income.

For an explanation of when a married person living apart from his or her spouse is considered unmarried, see *Head of Household* in chapter 2.

Parents are divorced. If the child's parents are divorced or legally separated, and the parent who had custody of the child for the greater part of the year (the custodial parent) has not remarried, use the return of the custodial parent.

Custodial parent remarried. If the custodial parent has remarried, the stepparent (rather than the noncustodial parent) is treated as the child's other parent. Therefore, if the custodial parent and the stepparent file a joint return, use that joint return. Do not use the return of the noncustodial parent.

If the custodial parent and the stepparent are married, but file separate returns, use the return of the one with the greater taxable income. If the custodial parent and the stepparent are married but not living together, the earlier discussion under *Parents not living together* applies.

Parents never married. If a child's parents did not marry each other, but lived together all year, use the return of the parent with the greater taxable income. If the parents did not live together all year, the rules explained earlier under *Parents are divorced* apply.

Widowed parent remarried. If a widow or widower remarries, the new spouse is treated as the child's other parent. The rules explained earlier under *Custodial parent remarried* apply.

Parent's Election To Report Child's Interest and Dividends

You may be able to elect to include your child's interest and dividend income (including capital gain distributions) on your tax return. If you do, your child will not have to file a return.

You can make this election for 2005 only if all the following conditions are met.

- Your child was under age 14 at the end of 2005. (A child born on January 1, 1992, is considered to be age 14 at the end of 2005. You cannot make the election for this child.)
- Your child is required to file a return for 2005, unless you make this election.
- Your child had income only from interest and dividends (including capital gain distributions and Alaska Permanent Fund dividends).
- The dividend and interest income was less than \$8,000.
- No estimated tax payment was made for 2005 and no 2004 overpayment was applied to 2005 under your child's name and social security number.
- No federal income tax was taken out of your child's income under the backup withholding rules.
- You are the parent whose return must be used when applying the special tax rules for children under age 14. (See *Which Parent's Return To Use*, earlier.)

These conditions are also shown in Figure 31-A.

How to make the election. Make the election by attaching Form 8814 to your Form 1040 or Form 1040NR. (If you make this election, you cannot file Form 1040A or Form 1040EZ.) Attach a separate Form 8814 for each child for whom you make the election. You can make the election for one or more children and not for others.

Effect of Making the Election

The federal income tax on your child's income may be more if you make the Form 8814 election.

Rate may be higher. If your child received qualified dividends or capital gain distributions, you may pay up to \$40 more tax if you make this election instead of filing a separate tax return for the child. This is because the tax rate on the child's income between \$800 and \$1,600 is 10% if you make this election. However, if you file a separate return for the child, the tax rate may be as low as 5% because of the preferential tax rates for qualified dividends and capital gain distributions.

Deductions you cannot take. By making the Form 8814 election, you cannot take any of the

following deductions that the child would be entitled to on his or her return.

- The higher standard deduction for a blind child.
- The deduction for a penalty on an early withdrawal of your child's savings.
- Itemized deductions (such as your child's investment expenses or charitable contributions).

Reduced deductions or credits. If you use Form 8814, your increased adjusted gross income may reduce certain deductions or credits on your return including the following.

- Deduction for contributions to a traditional individual retirement arrangement (IRA).
- Deduction for student loan interest.
- Itemized deductions for medical expenses, casualty and theft losses, and certain miscellaneous expenses.
- Total itemized deductions.
- Personal exemptions.
- Credit for child and dependent care expenses.
- Child tax credit.
- Education tax credits.
- Earned income credit.

Penalty for underpayment of estimated tax. If you make this election for 2005 and did not have enough tax withheld or pay enough estimated tax to cover the tax you owe, you may be subject to a penalty. If you plan to make this election for 2006, you may need to increase your federal income tax withholding or your estimated tax payments to avoid the penalty. See chapter 4 for more information.

Figuring Child's Income

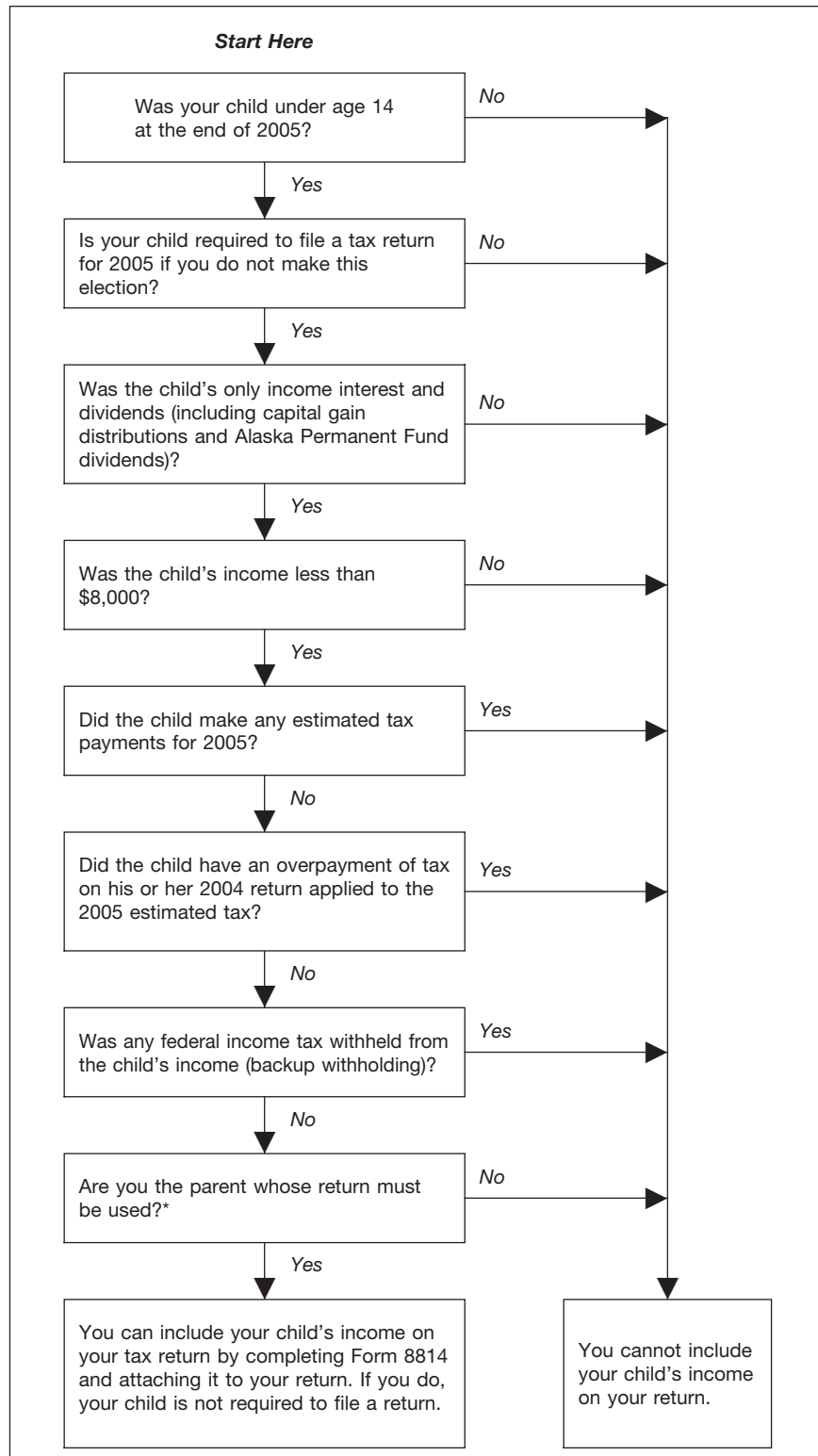
Use Form 8814, Part I, to figure your child's interest and dividend income to report on your return. Only the amount over \$1,600 is added to your income. This amount is shown on Form 8814, line 6. Include this amount on Form 1040 or Form 1040NR, line 21. Enter "Form 8814" in the space next to line 21. If you file more than one Form 8814, include the total amounts from line 6 of all your Forms 8814 on Form 1040 or Form 1040NR, line 21.

Capital gain distributions and qualified dividends. If your child's dividend income included any capital gain distributions see *Capital gain distributions* under *Figuring Child's Income* in Part 2 of Publication 929. If your child's dividend income included any qualified dividends, see *Qualified dividends* under *Figuring Child's Income* in Part 2 of Publication 929.

Figuring Additional Tax

Use Form 8814, Part II, to figure the tax on the \$1,600 of your child's interest and dividends that you do not include in your income. This tax is added to the tax figured on your income.

Figure 31-A. Can You Include Your Child's Income On Your Tax Return?



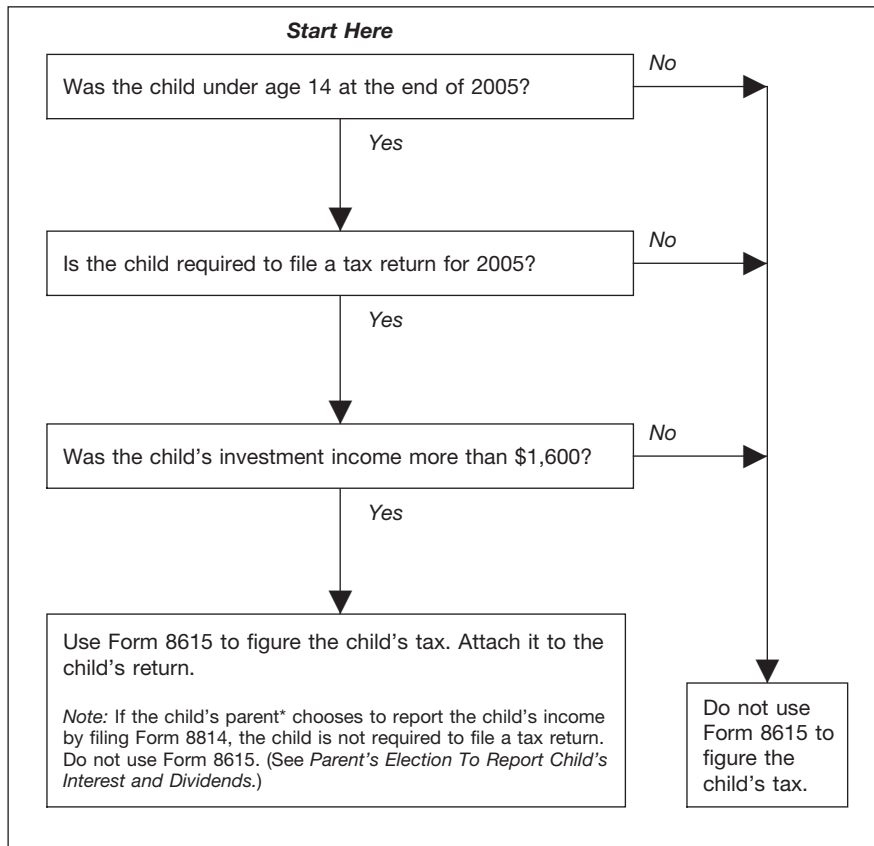
*See Which Parent's Return To Use

This additional tax is the smaller of:

1. $10\% \times (\text{your child's gross income} - \$800)$, or
2. \$80.

Include the amount from line 9 of all your Forms 8814 in the total on Form 1040, line 44, or Form 1040NR, line 41. Check box a on Form 1040, line 44, or Form 1040NR, line 41.

Figure 31-B. Do You Have To Use Form 8615 To Figure Your Child's Tax?



*See Which Parent's Return To Use

\$16,093 total on line 44 of Form 1040, and checks box a.

Linda attaches Form 8814 to her Form 1040.

**Child's Qualified Dividends and Capital Gain Distributions Worksheet
(Keep for your records)**

1. Enter the amount of qualified dividends included on Form 8814, line 2	\$1,150
2. Enter the amount from Form 8814, line 3	0
3. Enter the amount from Form 8814, line 4	2,800
4. Divide line 1 by line 3. Enter the result as a decimal (rounded to at least 3 places)	.411
5. Divide line 2 by line 3. Enter the result as a decimal (rounded to at least 3 places)	.000
6. Base amount	\$ 1,600
7. Subtract line 6 from line 3 . . .	1,200
8. Multiply line 7 by line 4. Include this amount on Form 1040, lines 9a and 9b, or Form 1040NR, lines 10a and 10b. On the dotted lines next to those lines, enter "Form 8814" and this amount (unless you file Schedule B (Form 1040); in that case, follow the instructions in the Note on this line). Also, enter "QD" (for "qualified dividends") and this amount on the dotted line next to line 6 of Form 8814.	
Note. If this amount plus the parents' dividends is more than \$1,500, report this amount on Schedule B (Form 1040). Show it as from "Form 8814"	493
9. Multiply line 7 by line 5. Include this amount on Schedule D, line 13; Form 1040, line 13, or Form 1040NR, line 14. Enter "Form 8814" and this amount on the dotted line next to line 13 of Schedule D, or in the space to the left of line 13 of Form 1040 or line 14 of Form 1040NR. Also, enter "CGD" (for "capital gain distribution") and this amount on the dotted line next to line 6 of Form 8814.	0
10. Add lines 8 and 9	493
11. Subtract line 10 from line 7. Enter the result here and on Form 8814, line 6	707

Illustrated Example

David and Linda Parks are married and will file separate tax returns for 2005. Their only child, Philip, is 8. Philip received a Form 1099-INT showing \$1,650 taxable interest income and a Form 1099-DIV showing \$1,150 ordinary dividends. All the dividends were qualified dividends. His parents decide to include that income on one of their returns so they will not have to file a return for Philip.

First, David and Linda each figure their taxable income (Form 1040, line 43) without regard to Philip's income. David's taxable income is \$56,700 and Linda's is \$74,300. Because her taxable income is greater, Linda can elect to include Philip's income on her return. See *Which Parent's Return To Use*, earlier.

On Form 8814 (see illustrated form), Linda enters her name and social security number, then Philip's name and social security number. She enters Philip's taxable interest income, \$1,650, on line 1a. Philip had no tax-exempt interest income, so she leaves line 1b blank. She enters Philip's ordinary dividends, \$1,150, on line 2. Philip did not have any capital gain distributions, so she leaves line 3 blank.

Linda adds lines 1a and 2 and enters the result, \$2,800, on line 4. Because Philip had qualified dividends, Linda must use the Child's Qualified Dividends and Capital Gain Distribu-

tions Worksheet to figure the amount to enter on line 6, instead of subtracting line 5 from line 4. The amount she enters on line 6 is \$707, the amount from line 11 of the worksheet. On the dotted line next to line 6, she enters "QD-\$493," the amount from line 8 of the worksheet. She includes that amount (\$493) on lines 9a and 9b of her Form 1040. On the dotted line next to lines 9a and 9b, she enters "Form 8814-\$493."

Linda includes \$707 in the total on line 21 of her Form 1040 (not illustrated), and in the space next to that line enters "Form 8814-\$707." Adding that amount, plus the \$493 of qualified dividends, to her income increases each of the amounts on lines 22, 37, 38, 41, and 43 of her Form 1040 by \$1,200. Linda is not claiming any deductions or credits that are affected by the increase to her income. Therefore, her revised taxable income on line 43 is \$75,500 (\$74,300 + \$493 + \$707).

On Form 8814, Linda subtracts the \$800 shown on line 7 from the \$2,800 on line 4 and enters the result, \$2,000, on line 8. Because that amount is not less than \$800, she enters \$80 on line 9. This is the tax on the first \$1,600 of Philip's income, which Linda did not have to add to her income. She must add this additional tax to the tax figured on her revised taxable income.

The tax on her \$75,500 revised taxable income is \$16,013. She adds \$80, and enters the

**Parents' Election To Report
Child's Interest and Dividends**

▶ See instructions.
▶ Attach to parents' Form 1040 or Form 1040NR.

Name(s) shown on your return

Linda Parks

Your social security number

111 : 00 : 1111

Caution. The federal income tax on your child's income, including qualified dividends and capital gain distributions, may be less if you file a separate tax return for the child instead of making this election. This is because you cannot take certain tax benefits that your child could take on his or her own return. For details, see **Tax benefits you may not take** on page 2.

A Child's name (first, initial, and last)

Philip Parks

B Child's social security number

000 : 00 : 0000

c If more than one Form 8814 is attached, check here

Part I Child's Interest and Dividends To Report on Your Return

1a Enter your child's taxable interest. If this amount is different from the amounts shown on the child's Forms 1099-INT and 1099-OID, see the instructions	1a	1,650	
b Enter your child's tax-exempt interest. Do not include this amount on line 1a	1b		
2 Enter your child's ordinary dividends, including any Alaska Permanent Fund dividends. If your child received any ordinary dividends as a nominee, see the instructions	2	1,150	
3 Enter your child's capital gain distributions. If your child received any capital gain distributions as a nominee, see the instructions	3		
4 Add lines 1a, 2, and 3. If the total is \$1,600 or less, skip lines 5 and 6 and go to line 7. If the total is \$8,000 or more, do not file this form. Your child must file his or her own return to report the income	4	2,800	
5 Base amount	5	1,600	00
6 Subtract line 5 from line 4. See the instructions for where to report this amount. Go to line 7 below <i>QD - \$493</i> ▶	6	707	

Part II Tax on the First \$1,600 of Child's Interest and Dividends

7 Amount not taxed	7	800	00
8 Subtract line 7 from line 4. If the result is zero or less, enter -0-	8	2,000	
9 Tax. Is the amount on line 8 less than \$800? <input checked="" type="checkbox"/> No. Enter \$80 here and see the Note below. <input type="checkbox"/> Yes. Multiply line 8 by 10% (.10). Enter the result here and see the Note below. } . . .	9	80	

Note. If you checked the box on line C above, see the instructions. Otherwise, include the amount from line 9 in the tax you enter on Form 1040, line 44, or Form 1040NR, line 41. Be sure to check box **a** on Form 1040, line 44, or Form 1040NR, line 41.

Tax for Children Under Age 14 Who Have Investment Income of More Than \$1,600

Part of a child's 2005 investment income may be subject to tax at the parent's tax rate if all of the following statements are true.

- The child was under age 14 at the end of 2005. (A child born on January 1, 1992, is considered to be age 14 at the end of 2005. This child's investment income is not taxed at the parent's rate.)
- The child's investment income was more than \$1,600.
- The child is required to file a return for 2005.

These conditions are also shown in Figure 31-B.

If neither parent was alive on December 31, 2005, do not use Form 8615. Instead, figure the child's tax in the normal manner.

If the parent does not or cannot choose to include the child's income on the parent's return, use Form 8615 to figure the child's tax. Attach the completed form to the child's Form 1040, Form 1040A, or Form 1040NR.

The following discussions explain the parental information needed for Form 8615 and the steps to follow in figuring the child's tax. Form 8615 is illustrated later.

Providing Parental Information (Form 8615, lines A–C)

On Form 8615, lines A and B, enter the parent's name and social security number. (If the parents filed a joint return, enter the name and social security number listed first on the joint return.) On line C, check the box for the parent's filing status.

See *Which Parent's Return To Use* at the beginning of this chapter for information on which parent's return information must be used on Form 8615.

Parent with different tax year. If the parent and the child do not have the same tax year, complete Form 8615 using the information on the parent's return for the tax year that ends in the child's tax year.

Parent's return information not known timely. If the information needed from the parent's return is not known by the time the child's return is due (usually April 15), you can file the return using estimates.

You can use any reasonable estimate. This includes using information from last year's return. If you use an estimated amount on Form 8615, enter "Estimated" on the line next to the amount.

When you get the correct information, file an amended return on Form 1040X, Amended U.S. Individual Income Tax Return.

Instead of using estimates, you can get an automatic 6-month extension of time to file if, by April 17, 2006, you file Form 4868, Application for Automatic Extension of Time to File U.S. Individual Income Tax Return. Extensions are discussed in chapter 1.

Step 1. Figuring the Child's Net Investment Income (Form 8615, Part I)

The first step in figuring a child's tax using Form 8615 is to figure the child's net investment income. To do that, use Form 8615, Part I.

Line 1 (investment income). If the child had no earned income, enter on this line the adjusted gross income shown on the child's return. Adjusted gross income is shown on Form 1040, line 38; Form 1040A, line 22; or Form 1040NR, line 36. Form 1040EZ and Form 1040NR-EZ cannot be used if Form 8615 must be filed.

If the child had earned income, figure the amount to enter on Form 8615, line 1, by using the worksheet in the instructions for the form.

However, if the child has excluded any foreign earned income or deducted either a loss from self-employment or a net operating loss from another year, use the Alternate Worksheet for Form 8615, line 1, in Publication 929 to figure the amount to enter on Form 8615, line 1.

Investment income defined. Investment income is generally all income other than salaries, wages, and other amounts received as pay for work actually done. It includes taxable interest, dividends, capital gains (including capital gain distributions), the taxable part of social security and pension payments, and certain distributions from trusts. Investment income includes amounts produced by assets the child obtained with earned income (such as interest on a savings account into which the child deposited wages).

Nontaxable income. For this purpose, investment income includes only amounts that the child must include in total income. Nontaxable investment income, such as tax-exempt interest and the nontaxable part of social security and pension payments, is not included.

Income from property received as a gift. A child's investment income includes all income produced by property belonging to the child. This is true even if the property was transferred to the child, regardless of when the property was transferred or purchased or who transferred it.

A child's investment income includes income produced by property given as a gift to the child. This includes gifts to the child from grandparents or any other person and gifts made under the Uniform Gift to Minors Act.

Example. Amanda Black, age 13, received the following income.

- Dividends — \$600
- Wages — \$2,100
- Taxable interest — \$1,200
- Tax-exempt interest — \$100
- Net capital gains — \$100.

The dividends were qualified dividends on stock given to her by her grandparents.

Amanda's investment income is \$1,900. This is the total of the dividends (\$600), taxable interest (\$1,200), and net capital gains (\$100). Her wages are earned (not investment) income because they are received for work actually done. Her tax-exempt interest is not included because it is nontaxable.

Trust income. If a child is the beneficiary of a trust, distributions of taxable interest, dividends, capital gains, and other investment income from the trust are investment income to the child.

Line 2 (deductions). If the child does not itemize deductions on Schedule A (Form 1040 or Form 1040NR), enter \$1,600 on line 2.

If the child does itemize deductions, enter on line 2 the larger of:

1. \$800 plus the child's itemized deductions that are directly connected with the production of investment income entered on line 1, or
2. \$1,600.

Directly connected. Itemized deductions are directly connected with the production of investment income if they are for expenses paid to produce or collect taxable income or to manage, conserve, or maintain property held for producing income. These expenses include custodian fees and service charges, service fees to collect taxable interest and dividends, and certain investment counsel fees.

These expenses are added to certain other miscellaneous itemized deductions on Schedule A (Form 1040). Only the amount greater than 2% of the child's adjusted gross income can be deducted. See chapter 28 for more information.

Example 1. Roger, age 12, has investment income of \$8,000, no other income, no adjustments to income, and itemized deductions of \$300 (net of the 2%-of-adjusted-gross-income limit) that are directly connected with his investment income. His adjusted gross income is \$8,000, which is entered on Form 1040, line 38, and on Form 8615, line 1. Line 2 is \$1,600 because that is more than the sum of \$800 and his directly-connected itemized deductions of \$300.

Example 2. Eleanor, age 8, has investment income of \$16,000 and an early withdrawal penalty of \$100. She has no other income. She has itemized deductions of \$1,050 (net of the 2%-of-adjusted-gross-income limit) that are directly connected with the production of her investment income. Her adjusted gross income, entered on line 1, is \$15,900 (\$16,000 – \$100). The amount on line 2 is \$1,850. This is the larger of:

1. \$800 plus the \$1,050 of directly connected itemized deductions, or
2. \$1,600.

Line 3. Subtract line 2 from line 1 and enter the result on this line. If zero or less, do not complete the rest of the form. However, you must still attach Form 8615 to the child's tax return. Figure

the tax on the child's taxable income in the normal manner.

Line 4 (child's taxable income). Enter on line 4 the child's taxable income from Form 1040, line 43; Form 1040A, line 27; or Form 1040NR, line 40.

Line 5 (net investment income). A child's net investment income cannot be more than his or her taxable income. Enter on Form 8615, line 5, the smaller of line 3 or line 4. This is the child's net investment income.

If zero or less, do not complete the rest of the form. However, you must still attach Form 8615 to the child's tax return. Figure the tax on the child's taxable income in the normal manner.

Step 2. Figuring Tentative Tax at the Parent's Tax Rate (Form 8615, Part II)

The next step in completing Form 8615 is to figure a tentative tax on the child's net investment income at the parent's tax rate. The tentative tax at the parent's tax rate is the difference between the tax on the parent's taxable income figured with the child's net investment income (plus the net investment income of any other child whose Form 8615 includes the tax return information of that parent) and the tax figured without it.

When figuring the tentative tax at the parent's tax rate, do not refigure any of the exclusions, deductions, or credits on the parent's return because of the child's net investment income. For example, do not refigure the medical expense deduction.

Figure the tentative tax on Form 8615, lines 6 through 13.

Note. If the child has any capital gains or losses, get Publication 929 for help in completing Form 8615, Part II.

Line 7 (net investment income of other children). If the tax return information of the parent is also used on any other child's Form 8615, enter on line 7 the total of the amounts from line 5 of all the other children's Forms 8615. Do not include the amount from line 5 of the Form 8615 being completed.

Example. Paul and Jane Persimmon have three children, Sharon, Jerry, and Mike, who must attach Form 8615 to their tax returns. The children's net investment income amounts on line 5 of their Forms 8615 are:

- Sharon — \$800
- Jerry — \$600
- Mike — \$1,000

Line 7 of Sharon's Form 8615 will show \$1,600, the total of the amounts on line 5 of Jerry's and Mike's Forms 8615.

Line 7 of Jerry's Form 8615 will show \$1,800 (\$800 + \$1,000).

Line 7 of Mike's Form 8615 will show \$1,400 (\$800 + \$600).

Other children's information not available.

If the net investment income of the other children is not available when the return is due, either file the return using estimates or get an extension of time to file. See *Parent's return information not known timely*, earlier.

Line 11 (tentative tax). Subtract line 10 from line 9 and enter the result on this line. This is the tentative tax.

If line 7 is blank, skip lines 12a and 12b and enter the amount from line 11 on line 13. Also skip the discussion for lines 12a and 12b that follows.

Lines 12a and 12b (dividing the tentative tax). If an amount is entered on line 7, divide the tentative tax shown on line 11 among the children according to each child's share of the total net investment income. This is done on lines 12a, 12b, and 13. Add the amount on line 7 to the amount on line 5 and enter the total on line 12a. Divide the amount on line 5 by the amount on line 12a and enter the result as a decimal on line 12b.

Example. In the earlier example under *Line 7 (net investment income of other children)*, Sharon's Form 8615 shows \$1,600 on line 7. The amount entered on line 12a is \$2,400, the total of the amounts on lines 5 and 7 (\$800 + \$1,600). The decimal on line 12b is .333, figured as follows and rounded to three places.

$$\frac{\$800}{\$2,400} = .333$$

Step 3. Figuring the Child's Tax (Form 8615, Part III)

The final step in figuring a child's tax using Form 8615 is to determine the larger of:

1. The total of:
 - a. The child's share of the tentative tax based on the parent's tax rate, plus
 - b. The tax on the child's taxable income in excess of net investment income, figured at the child's tax rate, or
2. The tax on the child's taxable income, figured at the child's tax rate.

This is the child's tax. It is figured on Form 8615, lines 14 through 18.

Alternative minimum tax. A child may be subject to alternative minimum tax (AMT) if he or she has certain items given preferential treatment under the tax law. See *Alternative Minimum Tax* in chapter 30.

For more information on who is liable for AMT and how to figure it, get Form 6251, *Alternative Minimum Tax—Individuals*. For information on special limits that apply to a child who files Form 6251, see *Alternative Minimum Tax* in Publication 929.

Illustrated Example

The following example includes a completed Form 8615. Form 1040A is not shown.

John and Laura Brown have one child, Sara. She is 13 and has \$2,800 taxable interest income and \$1,500 earned income. She does not itemize deductions. John and Laura file a joint return with John's name and social security number listed first. They claim three exemptions, including an exemption for Sara, on their return.

Because Sara is under age 14 and has more than \$1,600 investment income, part of her income may be subject to tax at her parents' rate. A completed Form 8615 must be attached to her return.

Sara's father, John, fills out Sara's return for her. He completes her Form 1040A through line 27, then begins completing her Form 8615.

John enters his name and social security number on Sara's Form 8615 because his name and number are listed first on the joint return he and Laura are filing. He checks the box for married filing jointly.

He enters Sara's investment income, \$2,800, on line 1. Sara does not itemize deductions, so John enters \$1,600 on line 2. He enters \$1,200 (\$2,800 - \$1,600) on line 3.

Sara's taxable income, as shown on her Form 1040A, line 27, is \$2,550. This is her total income (\$4,300) minus her standard deduction (\$1,750). Her standard deduction is limited to the amount of her earned income plus \$250. John enters \$2,550 on line 4.

John compares lines 3 and 4 and enters the smaller amount, \$1,200, on line 5.

John enters \$48,000 on line 6. This is the taxable income from line 43 of John and Laura's joint Form 1040 return. Sara is an only child, so line 7 is blank. He adds line 5 (\$1,200), line 6 (\$48,000), and line 7 (blank), and enters \$49,200 on line 8.

Using the column for married filing jointly in the Tax Table, John finds the tax on \$49,200. He enters the tax, \$6,654, on line 9. He enters \$6,474 on line 10. This is the tax from line 44 of John and Laura's Form 1040. He enters \$180 on line 11 (\$6,654 - \$6,474).

Because line 7 is blank, John skips lines 12a and 12b and enters \$180 on line 13.

John subtracts line 5 (\$1,200) from line 4 (\$2,550) and enters the result, \$1,350, on line 14. Using the column for single filing status in the Tax Table, John finds the tax on \$1,350 and enters this tax, \$136, on line 15. He adds lines 13 (\$180) and 15 (\$136) and enters \$316 on line 16.

Using the column for single filing status in the Tax Table, John finds the tax on \$2,550 (line 4) and enters this tax, \$256, on line 17.

John compares lines 16 and 17 and enters the larger amount, \$316, on line 18 of Sara's Form 8615. He also enters that amount on line 28 of Sara's Form 1040A.

John also completes Schedule 1 (Form 1040A) for Sara.

Tax for Children Under Age 14
With Investment Income of More Than \$1,600
 ▶ Attach only to the child's Form 1040, Form 1040A, or Form 1040NR.
 ▶ See separate instructions.

Child's name shown on return <p align="center">Sara L. Brown</p>	Child's social security number <p align="center">117:00:1111</p>
---	---

Before you begin: If the child, the parent, or any of the parent's other children under age 14 must use the Schedule D Tax Worksheet or has income from farming or fishing, see **Pub. 929**, Tax Rules for Children and Dependents. It explains how to figure the child's tax using the **Schedule D Tax Worksheet** or **Schedule J** (Form 1040).

A Parent's name (first, initial, and last). Caution: See instructions before completing. <p align="center">John J. Brown</p>	B Parent's social security number <p align="center">007:00:0001</p>
---	---

C Parent's filing status (check one):
 Single Married filing jointly Married filing separately Head of household Qualifying widow(er)

Part I Child's Net Investment Income

1 Enter the child's investment income (see instructions)	1	2,800	
2 If the child did not itemize deductions on Schedule A (Form 1040 or Form 1040NR), enter \$1,600. Otherwise, see instructions	2	1,600	
3 Subtract line 2 from line 1. If zero or less, stop ; do not complete the rest of this form but do attach it to the child's return	3	1,200	
4 Enter the child's taxable income from Form 1040, line 43; Form 1040A, line 27; or Form 1040NR, line 40	4	2,550	
5 Enter the smaller of line 3 or line 4. If zero, stop ; do not complete the rest of this form but do attach it to the child's return	5	1,200	

Part II Tentative Tax Based on the Tax Rate of the Parent

6 Enter the parent's taxable income from Form 1040, line 43; Form 1040A, line 27; Form 1040EZ, line 6; Form 1040NR, line 40; or Form 1040NR-EZ, line 14. If zero or less, enter -0-	6	48,000	
7 Enter the total, if any, from Forms 8615, line 5, of all other children of the parent named above. Do not include the amount from line 5 above	7		
8 Add lines 5, 6, and 7 (see instructions).	8	49,200	
9 Enter the tax on the amount on line 8 based on the parent's filing status above (see instructions). If the Qualified Dividends and Capital Gain Tax Worksheet, Schedule D Tax Worksheet, or Schedule J (Form 1040) is used to figure the tax, check here ▶ <input type="checkbox"/>	9	6,654	
10 Enter the parent's tax from Form 1040, line 44; Form 1040A, line 28, minus any alternative minimum tax; Form 1040EZ, line 10; Form 1040NR, line 41; or Form 1040NR-EZ, line 15. Do not include any tax from Form 4972 or 8814 . If the Qualified Dividends and Capital Gain Tax Worksheet, Schedule D Tax Worksheet, or Schedule J (Form 1040) was used to figure the tax, check here ▶ <input type="checkbox"/>	10	6,474	
11 Subtract line 10 from line 9 and enter the result. If line 7 is blank, also enter this amount on line 13 and go to Part III	11	180	
12a Add lines 5 and 7 12a			
b Divide line 5 by line 12a. Enter the result as a decimal (rounded to at least three places)	12b	× .	
13 Multiply line 11 by line 12b	13	180	

Part III Child's Tax—If lines 4 and 5 above are the same, enter -0- on line 15 and go to line 16.

14 Subtract line 5 from line 4	14	1,350	
15 Enter the tax on the amount on line 14 based on the child's filing status (see instructions). If the Qualified Dividends and Capital Gain Tax Worksheet, Schedule D Tax Worksheet, or Schedule J (Form 1040) is used to figure the tax, check here ▶ <input type="checkbox"/>	15	136	
16 Add lines 13 and 15	16	316	
17 Enter the tax on the amount on line 4 based on the child's filing status (see instructions). If the Qualified Dividends and Capital Gain Tax Worksheet, Schedule D Tax Worksheet, or Schedule J (Form 1040) is used to figure the tax, check here ▶ <input type="checkbox"/>	17	256	
18 Enter the larger of line 16 or line 17 here and on the child's Form 1040, line 44; Form 1040A, line 28; or Form 1040NR, line 41	18	316	

32.

Child and Dependent Care Credit

What's New

Keeping up home test eliminated. Generally, you no longer need to pay over half the cost of keeping up a home for a qualifying person. However, the qualifying person must live with you for more than half of 2005. See *Qualifying Person Test* for more information.

Qualifying person. To be your qualifying person, a child generally must be your "qualifying child." See *Qualifying Person Test*, later.

Katrina Emergency Tax Relief Act of 2005. This Act provides tax relief for persons affected by Hurricane Katrina. Under the Act, the special rule for a spouse who is a full-time student may still apply if he or she was unable to attend classes because of Hurricane Katrina. See Publication 4492.

Reminders

Taxpayer identification number needed for each qualifying person. You must include on line 2 of Form 2441 or Schedule 2 (Form 1040A) the name and taxpayer identification number (generally the social security number) of each qualifying person. See *Taxpayer identification number* under *Qualifying Person Test*, later.

You may have to pay employment taxes. If you pay someone to come to your home and care for your dependent or spouse, you may be a household employer who has to pay employment taxes. Usually, you are not a household employer if the person who cares for your dependent or spouse does so at his or her home or place of business. See *Employment Taxes for Household Employers*, later.

Introduction

This chapter discusses the credit for child and dependent care expenses and covers the following topics.

- Tests you must meet to claim the credit.
- How to figure the credit.
- How to claim the credit.
- Employment taxes you may have to pay as a household employer.

You may be able to claim the credit if you pay someone to care for your dependent who is under age 13 or for your spouse or dependent who is not able to care for himself or herself. The credit can be up to 35% of your expenses. To qualify, you must pay these expenses so you can work or look for work.



This credit should not be confused with the child tax credit discussed in chapter 34.

Dependent care benefits. If you received any dependent care benefits from your employer during the year, you may be able to exclude from your income all or part of them. You must complete Part III of Form 2441 or Schedule 2 (Form 1040A) before you can figure the amount of your credit. See *Dependent Care Benefits* under *How To Figure the Credit*, later.

Useful Items

You may want to see:

Publication

- ❑ **501** Exemptions, Standard Deduction, and Filing Information
- ❑ **503** Child and Dependent Care Expenses
- ❑ **926** Household Employer's Tax Guide

Form (and Instructions)

- ❑ **2441** Child and Dependent Care Expenses
- ❑ **Schedule 2 (Form 1040A)** Child and Dependent Care Expenses for Form 1040A Filers
- ❑ **Schedule H (Form 1040)** Household Employment Taxes
- ❑ **W-7** Application for IRS Individual Taxpayer Identification Number
- ❑ **W-10** Dependent Care Provider's Identification and Certification

Tests To Claim the Credit

To be able to claim the credit for child and dependent care expenses, you must file Form 1040 or Form 1040A, not Form 1040EZ, and meet all the following tests.

1. The care must be for one or more qualifying persons who are identified on the form you use to claim the credit. (See *Qualifying Person Test*.)
2. You (and your spouse if you are married) must have earned income during the year. (However, see *Rule for student-spouse or spouse not able to care for self* under *Earned Income Test*, later.)
3. You must pay child and dependent care expenses so you (and your spouse if you are married) can work or look for work. (See *Work-Related Expense Test*, later.)

4. You must make payments for child and dependent care to someone neither you nor your spouse can claim as a dependent. If you make payments to your child, he or she cannot be your dependent and must be age 19 or older by the end of the year. You cannot make payments to your spouse or to the parent of your qualifying child who is your qualifying person and is under age 13. (See *Payments to Relatives or Dependents* under *Work-Related Expense Test*, later.)
5. Your filing status must be single, head of household, qualifying widow(er) with dependent child, or married filing jointly. You must file a joint return if you are married, unless an exception applies to you. (See *Joint Return Test*, later.)
6. You must identify the care provider on your tax return. (See *Provider Identification Test*, later.)
7. If you exclude or deduct dependent care benefits provided by a dependent care benefits plan, the total amount you exclude or deduct must be less than the dollar limit for qualifying expenses (generally, \$3,000 if one qualifying person was cared for or \$6,000 if two or more qualifying persons were cared for). (If two or more qualifying persons were cared for, the amount you exclude or deduct will always be less than the dollar limit, since the amount you can exclude or deduct is limited to \$5,000. See *Reduced Dollar Limit* under *How To Figure the Credit*, later.)

These tests are presented in Figure 32-A and are also explained in detail in this chapter.

Qualifying Person Test

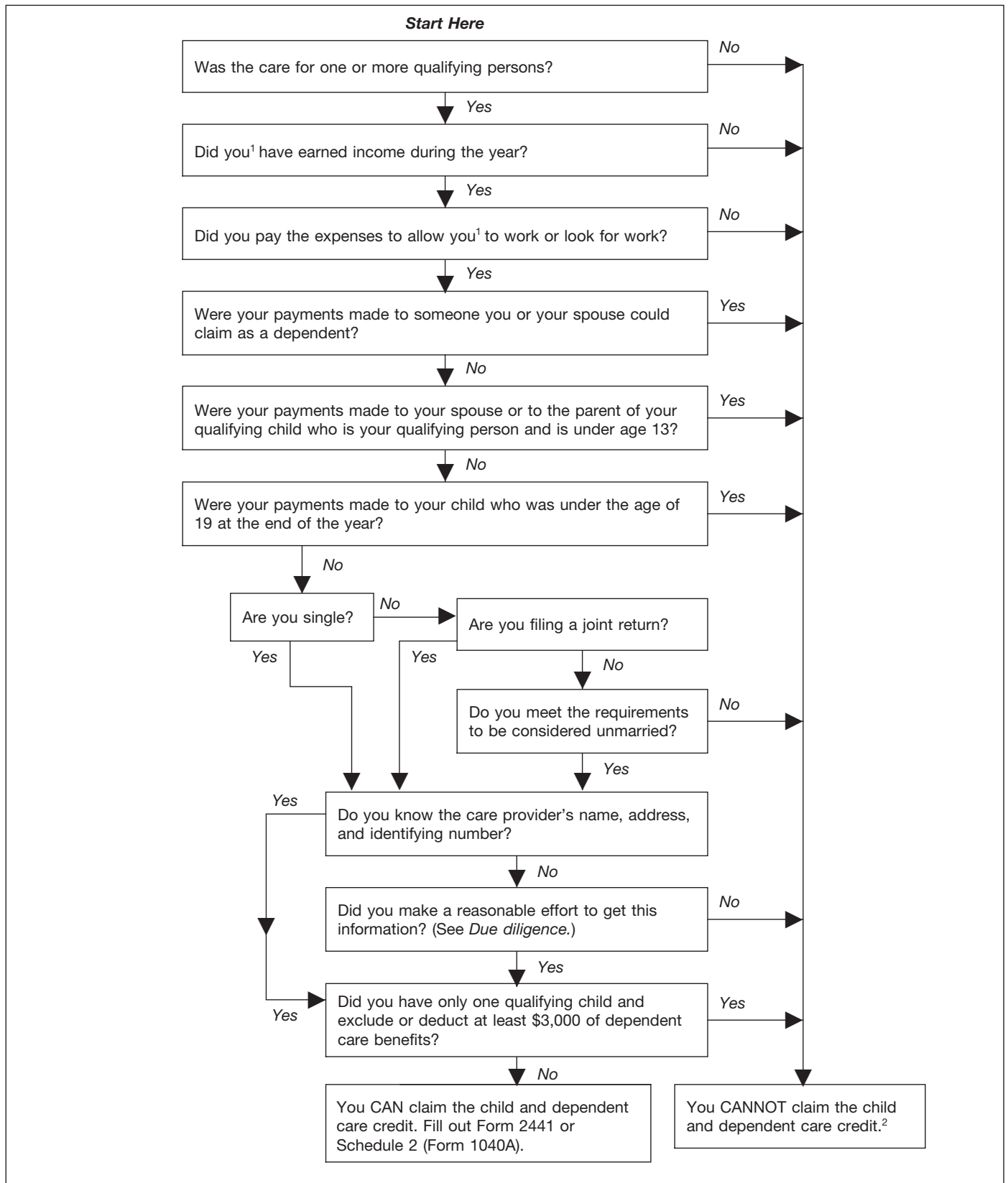
Your child and dependent care expenses must be for the care of one or more qualifying persons.

A qualifying person is:

1. Your qualifying child who is your dependent and who was under age 13 when the care was provided,
2. Your spouse who was physically or mentally not able to care for himself or herself and lived with you for more than half the year, or
3. A person who was physically or mentally not able to care for himself or herself, lived with you for more than half the year, and either:
 - a. Was your dependent, or
 - b. Would have been your dependent except that (i) he or she received gross income of \$3,200 or more, (ii) he or she filed a joint return, or (iii) you, or your spouse if filing jointly, could be claimed as a dependent on someone else's 2005 return.

If you are divorced or separated, see *Child of divorced or separated parents*, later, to determine which parent may treat the child as a qualifying person.

Figure 32-A. **Can You Claim the Credit?**



¹ This also applies to your spouse, unless your spouse was disabled or a full-time student.

² If you had expenses that met the requirements for 2004, except that you did not pay them until 2005, you may be able to claim those expenses in 2005. See *Expenses not paid until the following year* under *How To Figure the Credit*.

Dependent defined. A dependent is a person, other than you or your spouse, for whom you can claim an exemption. To be your dependent, a person must be your qualifying child (or your qualifying relative).

Qualifying child. To be your qualifying child, a child must live with you for more than half the year and meet other requirements.

More information. For more information about who is a dependent or a qualifying child, see chapter 3.

Physically or mentally not able to care for oneself. Persons who cannot dress, clean, or feed themselves because of physical or mental problems are considered not able to care for themselves. Also, persons who must have constant attention to prevent them from injuring themselves or others are considered not able to care for themselves.

Person qualifying for part of year. You determine a person's qualifying status each day. For example, if the person for whom you pay child and dependent care expenses no longer qualifies on September 16, count only those expenses through September 15. Also see *Dollar Limit* under *How To Figure the Credit*, later.

Taxpayer identification number. You must include on your return the name and taxpayer identification number (generally the social security number) of the qualifying person(s). If the correct information is not shown, the credit may be reduced or disallowed.

Individual taxpayer identification number (ITIN) for aliens. If your qualifying person is a nonresident or resident alien who does not have and cannot get a social security number (SSN), use that person's ITIN. To apply for an ITIN, see Form W-7. The ITIN is entered wherever an SSN is requested on a tax return.

An ITIN is for tax use only. It does not entitle the holder to social security benefits or change the holder's employment or immigration status under U.S. law.

Adoption taxpayer identification number (ATIN). If your qualifying person is a child who was placed in your home for adoption and for whom you do not have an SSN, you must get an ATIN for the child. File Form W-7A, Application for Taxpayer Identification Number for Pending U.S. Adoptions.

Child of divorced or separated parents. Even if you cannot claim your child as a dependent, he or she is treated as your qualifying person if:

- The child was under age 13 or was physically or mentally not able to care for himself or herself,
- You were the child's custodial parent (the parent with whom the child lived for the greater part of 2005), and
- The noncustodial parent is entitled to claim the child as a dependent under the special rules for a child of divorced or separated parents.

In that case, the noncustodial parent cannot treat the child as a qualifying person.

To find out when a noncustodial parent is entitled to claim the dependency exemption for a

child, see *Children of divorced or separated parents* in chapter 3.

Earned Income Test

To claim the credit, you (and your spouse if you are married) must have earned income during the year.

Earned income. Earned income includes wages, salaries, tips, other taxable employee compensation, and net earnings from self-employment. A net loss from self-employment reduces earned income. Earned income also includes strike benefits and any disability pay you report as wages.

Earned income also includes nontaxable employee compensation such as parsonage allowances, meals and lodging furnished for the convenience of the employer, voluntary salary deferrals, military basic quarters and subsistence allowances and in-kind quarters and subsistence, and military pay earned in a combat zone.

Members of certain religious faiths opposed to social security. Certain income earned by persons who are members of certain religious faiths that are opposed to participation in Social Security Act programs and have an IRS-approved form that exempts certain income from social security and Medicare taxes may not be considered earned income for this purpose. See *Earned Income Test* in Publication 503.

Not earned income. Earned income does not include pensions or annuities, social security payments, workers' compensation, interest, dividends, or unemployment compensation. It also does not include scholarship or fellowship grants, except amounts paid to you (and reported on Form W-2) for teaching, research, or other services.

Rule for student-spouse or spouse not able to care for self. Your spouse is treated as having earned income for any month that he or she is:

1. A full-time student, or
2. Physically or mentally not able to care for himself or herself. (Your spouse also must live with you for more than half the year.)

Figure the earned income of the nonworking spouse described under (1) or (2) above as explained under *Earned Income Limit*, later.

This rule applies to only one spouse for any one month. If, in the same month, both you and your spouse do not work and are either full-time students or physically or mentally not able to care for yourselves, only one of you can be treated as having earned income in that month.

Full-time student. You are a full-time student if you are enrolled at and attend a school for the number of hours or classes that the school considers full time. You must have been a student for some part of each of 5 calendar months during the year. (The months need not be consecutive.)

If you enrolled in school before August 25, 2005, you are treated as a full-time student for any month of the enrollment period you were unable to attend classes because of Hurricane Katrina.

School. The term "school" includes elementary schools, junior and senior high schools, colleges, universities, and technical, trade, and mechanical schools. A school does not include an on-the-job training course, correspondence school, or Internet school.

Work-Related Expense Test

Child and dependent care expenses must be work-related to qualify for the credit. Expenses are considered work-related only if both of the following are true.

- They allow you (and your spouse if you are married) to work or look for work.
- They are for a qualifying person's care.

Working or Looking for Work

To be work-related, your expenses must allow you to work or look for work. If you are married, generally both you and your spouse must work or look for work. Your spouse is treated as working during any month he or she is a full-time student or is physically or mentally not able to care for himself or herself.

Your work can be for others or in your own business or partnership. It can be either full time or part time.

Work also includes actively looking for work. However, if you do not find a job and have no earned income for the year, you cannot take this credit. See *Earned Income Test*, earlier.

Whether your expenses allow you to work or look for work depends on the facts. For example, the cost of a sitter while you and your spouse go out to eat is not normally a work-related expense.

An expense is not considered work-related merely because you had it while you were working. The purpose of the expense must be to enable you to work.

Volunteer work. For this purpose, you are not considered to be working if you do unpaid volunteer work or volunteer work for a nominal salary.

Work for part of year. If you work or actively look for work during only part of the period covered by the expenses, then you must figure your expenses for each day. For example, if you work all year and pay care expenses of \$250 a month (\$3,000 for the year), all the expenses are work-related. However, if you work or look for work for only 2 months and 15 days during the year and pay expenses of \$250 a month, your work-related expenses are limited to \$625 (2½ months × \$250).

Payments while you are out sick. Do not count as work-related expenses amounts you pay for child and dependent care while you are off work because of illness. These amounts are not paid to allow you to work. This applies even if you get sick pay and are still considered an employee.

Care of a Qualifying Person

To be work-related, your expenses must be to provide care for a qualifying person. You do not

have to choose the least expensive way of providing the care.

Expenses are for the care of a qualifying person only if their main purpose is the person's well-being and protection.

Expenses for household services qualify if part of the services is for the care of qualifying persons. See *Household services*, later.

Expenses not for care. Expenses for care do not include amounts you pay for food, clothing, education, and entertainment. However, you can include small amounts paid for these items if they are incident to and cannot be separated from the cost of caring for the qualifying person.

Education. Expenses for a child in nursery school, pre-school, or similar programs for children below the level of kindergarten are expenses for care. Expenses to attend kindergarten or a higher grade are not expenses for care. Do not use these expenses to figure your credit.

Example 1. You take your 3-year-old child to a nursery school that provides lunch and educational activities as a part of its preschool childcare service. You can count the total cost when you figure the credit.

Example 2. You place your 10-year-old child in a boarding school so you can work full time. Only the part of the boarding school expense that is for the care of your child is a work-related expense. You can count that part of the expense in figuring your credit if it can be separated from the cost of education. You cannot count any part of the amount you pay the school for your child's education.

Care outside your home. You can count the cost of care provided outside your home if the care is for your dependent under age 13 or any other qualifying person who regularly spends at least 8 hours each day in your home.

Dependent care center. You can count care provided outside your home by a dependent care center only if the center complies with all state and local regulations that apply to these centers.

A dependent care center is a place that provides care for more than six persons (other than persons who live there) and receives a fee, payment, or grant for providing services for any of those persons, even if the center is not run for profit.

Camp. The cost of sending your child to an overnight camp is not considered a work-related expense. The cost of sending your child to a day camp may be a work-related expense, even if the camp specializes in a particular activity, such as computers or soccer.

Transportation. The cost of getting a qualifying person from your home to the care location and back, or from the care location to school and back, is not considered a work-related expense. This includes the costs of bus, subway, taxi, or private car. Also, if you pay the transportation cost for the care provider to come to your home, you cannot count this cost as a work-related expense.

Household services. Expenses you pay for household services meet the work-related ex-

pense test if they are at least partly for the well-being and protection of a qualifying person.

Household services are ordinary and usual services done in and around your home that are necessary to run your home. They include the services of a housekeeper, maid, or cook. However, they do not include the services of a chauffeur, bartender, or gardener. See *Household Services* in Publication 503 for more information.

In this chapter, the term housekeeper refers to any household employee whose services include the care of a qualifying person.

Taxes paid on wages. The taxes you pay on wages for qualifying child and dependent care services are work-related expenses. See *Employment Taxes for Household Employers*, later.

Payments to Relatives or Dependents

You can count work-related payments you make to relatives who are not your dependents, even if they live in your home. However, do not count any amounts you pay to:

1. A dependent for whom you (or your spouse if you are married) can claim an exemption,
2. Your child who was under age 19 at the end of the year, even if he or she is not your dependent,
3. Your spouse, or
4. The parent of your qualifying child who is your qualifying person and is under age 13.

Joint Return Test

Generally, married couples must file a joint return to take the credit. However, if you are legally separated or living apart from your spouse, you may be able to file a separate return and still take the credit.

Legally separated. You are not considered married if you are legally separated from your spouse under a decree of divorce or separate maintenance. You are eligible to take the credit on a separate return.

Married and living apart. You are not considered married and are eligible to take the credit if all the following apply.

1. You file a separate return.
2. Your home is the home of a qualifying person for more than half the year.
3. You pay more than half the cost of keeping up your home for the year.
4. Your spouse does not live in your home for the last 6 months of the year.

Costs of keeping up a home. The costs of keeping up a home normally include property taxes, mortgage interest, rent, utility charges, home repairs, insurance on the home, and food eaten at home.

The costs of keeping up a home do not include payments for clothing, education, medi-

cal treatment, vacations, life insurance, transportation, or mortgage principal.

They also do not include the purchase, permanent improvement, or replacement of property. For example, you cannot include the cost of replacing a water heater. However, you can include the cost of repairing a water heater.

Death of spouse. If your spouse died during the year and you do not remarry before the end of the year, you generally must file a joint return to take the credit. If you do remarry before the end of the year, the credit can be claimed on your deceased spouse's separate return.

Provider Identification Test

You must identify all persons or organizations that provide care for your child or dependent. Use Part I of Form 2441 or Schedule 2 (Form 1040A) to show the information.

Information needed. To identify the care provider, you must give the provider's:

1. Name,
2. Address, and
3. Taxpayer identification number.

If the care provider is an individual, the taxpayer identification number is his or her social security number or individual taxpayer identification number. If the care provider is an organization, then it is the employer identification number (EIN).

You do not have to show the taxpayer identification number if the care provider is one of certain tax-exempt organizations (such as a church or school). In this case, enter "Tax-Exempt" in the space where the tax form calls for the number.

If you cannot provide all of the information or if the information you provide is incorrect you must be able to show that you used due diligence (discussed later) in trying to furnish the necessary information.

Getting the information. You can use Form W-10 to request the required information from the care provider. If you do not use Form W-10, you can get the information from:

1. A copy of the provider's social security card,
2. A copy of the provider's driver's license (in a state where the license includes the social security number),
3. A copy of the provider's completed Form W-4 if he or she is your household employee,
4. A copy of the statement furnished by your employer if the provider is your employer's dependent care plan, or
5. A letter or invoice from the provider if it shows the information.



You should keep this information with your tax records. Do not send Form W-10 (or other document containing this information) to the Internal Revenue Service.

Due diligence. If the care provider information you give is incorrect or incomplete, your credit may not be allowed. However, if you can show that you used due diligence in trying to supply the information, you can still claim the credit.

You can show due diligence by getting and keeping the provider's completed Form W-10 or one of the other sources of information listed earlier. Care providers can be penalized if they do not provide this information to you or if they provide incorrect information.

Provider refusal. If the provider refuses to give you their identifying information, you should report whatever information you have (such as the name and address) on the form you use to claim the credit. Enter "See page 2" in the columns calling for the information you do not have. On the bottom of page 2, explain that you requested the information from the care provider, but the provider did not give you the information. This statement will show that you used due diligence in trying to furnish the necessary information.

How To Figure the Credit

Your credit is a percentage of your work-related expenses. Your expenses are subject to the earned income limit and the dollar limit. The percentage is based on your adjusted gross income.

Figuring Total Work-Related Expenses

To figure the credit for 2005 work-related expenses, count only those you paid by December 31, 2005.

Expenses prepaid in an earlier year. If you pay for services before they are provided, you can count the prepaid expenses only in the year the care is received. Claim the expenses for the later year as if they were actually paid in that later year.

Expenses not paid until the following year. Do not count 2004 expenses that you paid in 2005 as work-related expenses for 2005. You may be able to claim an additional credit for them on your 2005 return, but you must figure it separately. See *Payments for previous year's expenses* under *Amount of Credit* in Publication 503.



If you had expenses in 2005 that you did not pay until 2006, you cannot count them when figuring your 2005 credit. You may be able to claim a credit for them on your 2006 return.

Expenses reimbursed. If a state social services agency pays you a nontaxable amount to reimburse you for some of your child and dependent care expenses, you cannot count the expenses that are reimbursed as work-related expenses.

Example. You paid work-related expenses of \$3,000. You are reimbursed \$2,000 by a state

social services agency. You can use only \$1,000 to figure your credit.

Medical expenses. Some expenses for the care of qualifying persons who are not able to care for themselves may qualify as work-related expenses and also as medical expenses. You can use them either way, but you cannot use the same expenses to claim both a credit and a medical expense deduction.

If you use these expenses to figure the credit and they are more than the earned income limit or the dollar limit, discussed later, you can add the excess to your medical expenses. However, if you use your total expenses to figure your medical expense deduction, you cannot use any part of them to figure your credit.



Amounts excluded from your income under your employer's dependent care benefits plan cannot be used to claim a medical expense deduction.

Dependent Care Benefits

If you receive dependent care benefits, your dollar limit for purposes of the credit may be reduced. See *Reduced Dollar Limit*, later. But, even if you cannot take the credit, you may be able to take an exclusion or deduction for the dependent care benefits.

Dependent care benefits. Dependent care benefits include:

1. Amounts your employer pays directly to either you or your care provider for the care of your qualifying person while you work, and
2. The fair market value of care in a day-care facility provided or sponsored by your employer.

Your salary may have been reduced to pay for these benefits. If you received benefits, they should be shown on your W-2 form. See *Statement for employee*, later.

Benefits you received as a partner should be shown in box 13 of your Schedule K-1 (Form 1065) with code O. Enter the amount of these benefits on Form 2441, line 12.

Exclusion or deduction. If your employer provides dependent care benefits under a qualified plan, you may be able to exclude these benefits from your income. Your employer can tell you whether your benefit plan qualifies.

If you are self-employed and receive benefits from a qualified dependent care benefit plan, you are treated as both employer and employee. Therefore, you would not get an exclusion from wages but instead a deduction on Schedule C (Form 1040), line 14; Schedule E (Form 1040), line 18; or Schedule F (Form 1040), line 17.

If your plan qualifies, you must complete Part III of either Form 2441 or Schedule 2 (Form 1040A) to claim the exclusion. You cannot use Form 1040EZ. You must use Form 2441 to claim the deduction.

The amount you can exclude or deduct is limited to the smallest of:

1. The total amount of dependent care benefits you received during the year,
2. The total amount of qualified expenses you incurred during the year,

3. Your earned income,
4. Your spouse's earned income, or
5. \$5,000 (\$2,500 if married filing separately).

The definition of earned income for this purpose is not exactly the same as the definition for the credit. See the instructions for Form 2441 or Schedule 2 (Form 1040A).

Statement for employee. Your employer must give you a Form W-2 (or similar statement) showing in box 10 the total amount of dependent care benefits provided to you during the year under a qualified plan. Your employer will also include any dependent care benefits over \$5,000 in your wages shown on your Form W-2 in box 10.

Effect of exclusion. If you exclude dependent care benefits from your income, the amount of the excluded benefits:

1. Is not included in your work-related expenses, and
2. Reduces the dollar limit, discussed later.

Earned Income Limit

The amount of work-related expenses you use to figure your credit cannot be more than:

1. Your earned income for the year if you are single at the end of the year, or
2. The smaller of your or your spouse's earned income for the year if you are married at the end of the year.

Earned income is defined under *Earned Income Test*, earlier.



For purposes of item (2), use your spouse's earned income for the entire year, even if you were married for only part of the year.

Separated spouse. If you are legally separated or married and living apart from your spouse (as described under *Joint Return Test*, earlier), you are not considered married for purposes of the earned income limit. Use only your income in figuring the earned income limit.

Surviving spouse. If your spouse died during the year and you file a joint return as a surviving spouse, you are not considered married for purposes of the earned income limit. Use only your income in figuring the earned income limit.

Community property laws. You should disregard community property laws when you figure earned income for this credit.

Student-spouse or spouse not able to care for self. Your spouse who is either a full-time student or not able to care for himself or herself is treated as having earned income. His or her earned income for each month is considered to be at least \$250 if there is one qualifying person in your home, or at least \$500 if there are two or more.

Spouse works. If your spouse works during that month, use the higher of \$250 (or \$500) or his or her actual earned income for that month.

Spouse qualifies for part of month. If your spouse is a full-time student or not able to care for himself or herself for only part of a

month, the full \$250 (or \$500) still applies for that month.

Both spouses qualify. If, in the same month, both you and your spouse are either full-time students or not able to care for yourselves, only one spouse can be considered to have this earned income of \$250 (or \$500) for that month.

Dollar Limit

There is a dollar limit on the amount of your work-related expenses you can use to figure the credit. This limit is \$3,000 for one qualifying person, or \$6,000 for two or more qualifying persons.

TIP *If you paid work-related expenses for the care of two or more qualifying persons, the \$6,000 limit does not need to be divided equally among them. For example, if your work-related expenses for the care of one qualifying person are \$3,200 and your work-related expenses for another qualifying person are \$2,800, you can use the total, \$6,000, when figuring the credit.*

Yearly limit. The dollar limit is a yearly limit. The amount of the dollar limit remains the same no matter how long, during the year, you have a qualifying person in your household. Use the \$3,000 limit if you paid work-related expenses for the care of one qualifying person at any time during the year. Use \$6,000 if you paid work-related expenses for the care of more than one qualifying person at any time during the year.

Reduced Dollar Limit

If you received dependent care benefits that you exclude or deduct from your income, you must subtract that amount from the dollar limit that applies to you. Your reduced dollar limit is figured on lines 28 through 32 of Form 2441 or lines 22 through 26 of Schedule 2 (Form 1040A). See *Dependent Care Benefits*, earlier, for information on excluding or deducting these benefits.

Example. George is a widower with one child and earns \$24,000 a year. He pays work-related expenses of \$2,900 for the care of his 4-year-old child and qualifies to claim the credit for child and dependent care expenses. His employer pays an additional \$1,000 under a dependent care benefit plan. This \$1,000 is excluded from George's income.

Although the dollar limit for his work-related expenses is \$3,000 (one qualifying person), George figures his credit on only \$2,000 of the \$2,900 work-related expenses he paid. This is because his dollar limit is reduced as shown next.

George's Reduced Dollar Limit

1) Maximum allowable expenses for one qualifying person	\$3,000
2) Minus: Dependent care benefits George excludes from income	-1,000
3) Reduced dollar limit on expenses George can use for the credit	<u>\$2,000</u>

Amount of Credit

To determine the amount of your credit, multiply your work-related expenses (after applying the earned income and dollar limits) by a percentage. This percentage depends on your adjusted gross income shown on Form 1040, line 38, or Form 1040A, line 22. The following table shows the percentage to use based on adjusted gross income.

IF your adjusted gross income is:		THEN the percentage is:
Over	But not over	
\$ 0	\$15,000	35%
15,000	17,000	34%
17,000	19,000	33%
19,000	21,000	32%
21,000	23,000	31%
23,000	25,000	30%
25,000	27,000	29%
27,000	29,000	28%
29,000	31,000	27%
31,000	33,000	26%
33,000	35,000	25%
35,000	37,000	24%
37,000	39,000	23%
39,000	41,000	22%
41,000	43,000	21%
43,000	No limit	20%

How To Claim the Credit

To claim the credit, you can file Form 1040 or Form 1040A. You cannot claim the credit on Form 1040EZ.

Form 1040. You must complete Form 2441 and attach it to your Form 1040. Enter the credit on Form 1040, line 48. An example of a filled-in Form 2441 is at the end of this chapter.

Form 1040A. You must complete Schedule 2 (Form 1040A) and attach it to your Form 1040A. Enter the credit on your Form 1040A, line 29.

Limit on credit. The amount of credit you can claim is limited to the amount of your regular tax (after reduction by any allowable foreign tax credit) plus your alternative minimum tax, if any.

Tax credit not refundable. You cannot get a refund for any part of the credit that is more than this limit.



Recordkeeping. You should keep records of your work-related expenses. Also, if your dependent or spouse is not able to care for himself or herself, your records should show both the nature and the length of the disability. Other records you should keep to support your claim for the credit

are described earlier under *Provider Identification Test*.

Employment Taxes for Household Employers

If you pay someone to come to your home and care for your dependent or spouse, you may be a household employer. If you are a household employer, you will need an employer identification number (EIN) and you may have to pay employment taxes. If the individuals who work in your home are self-employed, you are not liable for any of the taxes discussed in this section. Self-employed persons who are in business for themselves are not household employees. Usually, you are not a household employer if the person who cares for your dependent or spouse does so at his or her home or place of business.

If you use a placement agency that exercises control over what work is done and how it will be done by a babysitter or companion who works in your home, that person is not your employee. This control could include providing rules of conduct and appearance and requiring regular reports. In this case, you do not have to pay employment taxes. But, if an agency merely gives you a list of sitters and you hire one from that list, the sitter may be your employee.

If you have a household employee you may be subject to:

1. Social security and Medicare taxes,
2. Federal unemployment tax, and
3. Federal income tax withholding.

Social security and Medicare taxes are generally withheld from the employee's pay and matched by the employer. Federal unemployment (FUTA) tax is paid by the employer only and provides for payments of unemployment compensation to workers who have lost their jobs. Federal income tax is withheld from the employee's total pay if the employee asks you to do so and you agree.

For more information on a household employer's tax responsibilities, see Publication 926 and Schedule H (Form 1040) and its instructions.

State employment tax. You may also have to pay state unemployment tax. Contact your state unemployment tax office for information. You should also find out whether you need to pay or collect other state employment taxes or carry workers' compensation insurance. A list of state employment tax agencies, including addresses and phone numbers, is in Publication 926.

Example

The following example shows how to figure the credit for child and dependent care expenses for two children when employer-provided dependent care benefits are involved. The filled-in Form 2441 is shown at the end of this chapter.

Illustrated example. Joan Thomas is divorced and has two children, ages 3 and 9. She works at ACME Computers. Her adjusted gross income (AGI) is \$29,000, and the entire amount is earned income.

Joan's younger child (Susan) stays at her employer's on-site childcare center while she works. The benefits from this childcare center qualify to be excluded from her income. Her

employer reports the value of this service as \$3,000 for the year. This \$3,000 is shown on her Form W-2 in box 10, but is not included in taxable wages in box 1.

A neighbor cares for Joan's older child (Seth) after school, on holidays, and during the summer. Joan pays her neighbor \$2,400 for this care.

Joan figures her credit on Form 2441 as follows.

1)	Work-related expenses Joan paid	<u>\$2,400</u>
2)	Dollar limit (2 or more qualified individuals)	<u>\$6,000</u>
3)	Minus: Dependent care benefits excluded from Joan's income	<u>-3,000</u>
4)	Reduced dollar limit	<u>\$3,000</u>

5)	Lesser of expenses paid (\$2,400) or dollar limit (\$3,000)	\$2,400
6)	Percentage for AGI of \$29,000 (28%)28
7)	Multiply the amount on line 5 by the percentage on line 6 (\$2,400 x .28)	<u>\$ 672</u>
8)	Enter the amount from Form 1040, line 46	\$1,296
9)	Enter the amount from Form 1040, line 47	-0-
10)	Subtract line 9 from line 8	<u>1,296</u>
11)	Credit (Enter the smaller of line 7 or line 10)	<u>\$672</u>

Child and Dependent Care Expenses

▶ Attach to Form 1040.
 ▶ See separate instructions.

Name(s) shown on Form 1040

Joan Thomas

Your social security number
 559 : 00 : 3436

Before you begin: You need to understand the following terms. See **Definitions** on page 1 of the instructions.

- **Dependent Care Benefits**
- **Qualifying Person(s)**
- **Qualified Expenses**

Part I **Persons or Organizations Who Provided the Care**—You must complete this part.
 (If you need more space, use the bottom of page 2.)

1	(a) Care provider's name	(b) Address (number, street, apt. no., city, state, and ZIP code)	(c) Identifying number (SSN or EIN)	(d) Amount paid (see instructions)
	Pat Green	12 Ash Avenue Hometown, TX 75240	240-00-3811	2,400
	ACME Computers	(See W-2)		

Did you receive dependent care benefits?	No	Yes	Complete only Part II below. Complete Part III on the back next.
--	----	-----	---

Caution. If the care was provided in your home, you may owe employment taxes. See the instructions for Form 1040, line 62.

Part II **Credit for Child and Dependent Care Expenses**

2 Information about your **qualifying person(s)**. If you have more than two qualifying persons, see the instructions.

(a) Qualifying person's name		(b) Qualifying person's social security number	(c) Qualified expenses you incurred and paid in 2005 for the person listed in column (a)
First	Last		
Seth	Thomas	559 : 00 : 1234	2,400
Susan	Thomas	559 : 00 : 5678	

3 Add the amounts in column (c) of line 2. Do not enter more than \$3,000 for one qualifying person or \$6,000 for two or more persons. If you completed Part III, enter the amount from line 32	3	2,400																																																										
4 Enter your earned income . See instructions	4	29,000																																																										
5 If married filing jointly, enter your spouse's earned income (if your spouse was a student or was disabled, see the instructions); all others , enter the amount from line 4	5	29,000																																																										
6 Enter the smallest of line 3, 4, or 5	6	2,400																																																										
7 Enter the amount from Form 1040, line 38	7	29,000																																																										
8 Enter on line 8 the decimal amount shown below that applies to the amount on line 7																																																												
<table style="width: 100%; border-collapse: collapse;"> <tr> <td style="width: 50%;">If line 7 is:</td> <td style="width: 50%;">If line 7 is:</td> </tr> <tr> <td style="text-align: center;"> <table style="width: 100%; border-collapse: collapse;"> <tr> <th style="width: 33%;"><u>Over</u></th> <th style="width: 33%;"><u>But not over</u></th> <th style="width: 33%;"><u>Decimal amount is</u></th> </tr> <tr> <td>\$0—15,000</td> <td></td> <td style="text-align: center;">.35</td> </tr> <tr> <td>15,000—17,000</td> <td></td> <td style="text-align: center;">.34</td> </tr> <tr> <td>17,000—19,000</td> <td></td> <td style="text-align: center;">.33</td> </tr> <tr> <td>19,000—21,000</td> <td></td> <td style="text-align: center;">.32</td> </tr> <tr> <td>21,000—23,000</td> <td></td> <td style="text-align: center;">.31</td> </tr> <tr> <td>23,000—25,000</td> <td></td> <td style="text-align: center;">.30</td> </tr> <tr> <td>25,000—27,000</td> <td></td> <td style="text-align: center;">.29</td> </tr> <tr> <td>27,000—29,000</td> <td></td> <td style="text-align: center;">.28</td> </tr> </table> </td> <td style="text-align: center;"> <table style="width: 100%; border-collapse: collapse;"> <tr> <th style="width: 33%;"><u>Over</u></th> <th style="width: 33%;"><u>But not over</u></th> <th style="width: 33%;"><u>Decimal amount is</u></th> </tr> <tr> <td>\$29,000—31,000</td> <td></td> <td style="text-align: center;">.27</td> </tr> <tr> <td>31,000—33,000</td> <td></td> <td style="text-align: center;">.26</td> </tr> <tr> <td>33,000—35,000</td> <td></td> <td style="text-align: center;">.25</td> </tr> <tr> <td>35,000—37,000</td> <td></td> <td style="text-align: center;">.24</td> </tr> <tr> <td>37,000—39,000</td> <td></td> <td style="text-align: center;">.23</td> </tr> <tr> <td>39,000—41,000</td> <td></td> <td style="text-align: center;">.22</td> </tr> <tr> <td>41,000—43,000</td> <td></td> <td style="text-align: center;">.21</td> </tr> <tr> <td>43,000—No limit</td> <td></td> <td style="text-align: center;">.20</td> </tr> </table> </td> </tr> </table>	If line 7 is:	If line 7 is:	<table style="width: 100%; border-collapse: collapse;"> <tr> <th style="width: 33%;"><u>Over</u></th> <th style="width: 33%;"><u>But not over</u></th> <th style="width: 33%;"><u>Decimal amount is</u></th> </tr> <tr> <td>\$0—15,000</td> <td></td> <td style="text-align: center;">.35</td> </tr> <tr> <td>15,000—17,000</td> <td></td> <td style="text-align: center;">.34</td> </tr> <tr> <td>17,000—19,000</td> <td></td> <td style="text-align: center;">.33</td> </tr> <tr> <td>19,000—21,000</td> <td></td> <td style="text-align: center;">.32</td> </tr> <tr> <td>21,000—23,000</td> <td></td> <td style="text-align: center;">.31</td> </tr> <tr> <td>23,000—25,000</td> <td></td> <td style="text-align: center;">.30</td> </tr> <tr> <td>25,000—27,000</td> <td></td> <td style="text-align: center;">.29</td> </tr> <tr> <td>27,000—29,000</td> <td></td> <td style="text-align: center;">.28</td> </tr> </table>	<u>Over</u>	<u>But not over</u>	<u>Decimal amount is</u>	\$0—15,000		.35	15,000—17,000		.34	17,000—19,000		.33	19,000—21,000		.32	21,000—23,000		.31	23,000—25,000		.30	25,000—27,000		.29	27,000—29,000		.28	<table style="width: 100%; border-collapse: collapse;"> <tr> <th style="width: 33%;"><u>Over</u></th> <th style="width: 33%;"><u>But not over</u></th> <th style="width: 33%;"><u>Decimal amount is</u></th> </tr> <tr> <td>\$29,000—31,000</td> <td></td> <td style="text-align: center;">.27</td> </tr> <tr> <td>31,000—33,000</td> <td></td> <td style="text-align: center;">.26</td> </tr> <tr> <td>33,000—35,000</td> <td></td> <td style="text-align: center;">.25</td> </tr> <tr> <td>35,000—37,000</td> <td></td> <td style="text-align: center;">.24</td> </tr> <tr> <td>37,000—39,000</td> <td></td> <td style="text-align: center;">.23</td> </tr> <tr> <td>39,000—41,000</td> <td></td> <td style="text-align: center;">.22</td> </tr> <tr> <td>41,000—43,000</td> <td></td> <td style="text-align: center;">.21</td> </tr> <tr> <td>43,000—No limit</td> <td></td> <td style="text-align: center;">.20</td> </tr> </table>	<u>Over</u>	<u>But not over</u>	<u>Decimal amount is</u>	\$29,000—31,000		.27	31,000—33,000		.26	33,000—35,000		.25	35,000—37,000		.24	37,000—39,000		.23	39,000—41,000		.22	41,000—43,000		.21	43,000—No limit		.20	8	X . 28
If line 7 is:	If line 7 is:																																																											
<table style="width: 100%; border-collapse: collapse;"> <tr> <th style="width: 33%;"><u>Over</u></th> <th style="width: 33%;"><u>But not over</u></th> <th style="width: 33%;"><u>Decimal amount is</u></th> </tr> <tr> <td>\$0—15,000</td> <td></td> <td style="text-align: center;">.35</td> </tr> <tr> <td>15,000—17,000</td> <td></td> <td style="text-align: center;">.34</td> </tr> <tr> <td>17,000—19,000</td> <td></td> <td style="text-align: center;">.33</td> </tr> <tr> <td>19,000—21,000</td> <td></td> <td style="text-align: center;">.32</td> </tr> <tr> <td>21,000—23,000</td> <td></td> <td style="text-align: center;">.31</td> </tr> <tr> <td>23,000—25,000</td> <td></td> <td style="text-align: center;">.30</td> </tr> <tr> <td>25,000—27,000</td> <td></td> <td style="text-align: center;">.29</td> </tr> <tr> <td>27,000—29,000</td> <td></td> <td style="text-align: center;">.28</td> </tr> </table>	<u>Over</u>	<u>But not over</u>	<u>Decimal amount is</u>	\$0—15,000		.35	15,000—17,000		.34	17,000—19,000		.33	19,000—21,000		.32	21,000—23,000		.31	23,000—25,000		.30	25,000—27,000		.29	27,000—29,000		.28	<table style="width: 100%; border-collapse: collapse;"> <tr> <th style="width: 33%;"><u>Over</u></th> <th style="width: 33%;"><u>But not over</u></th> <th style="width: 33%;"><u>Decimal amount is</u></th> </tr> <tr> <td>\$29,000—31,000</td> <td></td> <td style="text-align: center;">.27</td> </tr> <tr> <td>31,000—33,000</td> <td></td> <td style="text-align: center;">.26</td> </tr> <tr> <td>33,000—35,000</td> <td></td> <td style="text-align: center;">.25</td> </tr> <tr> <td>35,000—37,000</td> <td></td> <td style="text-align: center;">.24</td> </tr> <tr> <td>37,000—39,000</td> <td></td> <td style="text-align: center;">.23</td> </tr> <tr> <td>39,000—41,000</td> <td></td> <td style="text-align: center;">.22</td> </tr> <tr> <td>41,000—43,000</td> <td></td> <td style="text-align: center;">.21</td> </tr> <tr> <td>43,000—No limit</td> <td></td> <td style="text-align: center;">.20</td> </tr> </table>	<u>Over</u>	<u>But not over</u>	<u>Decimal amount is</u>	\$29,000—31,000		.27	31,000—33,000		.26	33,000—35,000		.25	35,000—37,000		.24	37,000—39,000		.23	39,000—41,000		.22	41,000—43,000		.21	43,000—No limit		.20					
<u>Over</u>	<u>But not over</u>	<u>Decimal amount is</u>																																																										
\$0—15,000		.35																																																										
15,000—17,000		.34																																																										
17,000—19,000		.33																																																										
19,000—21,000		.32																																																										
21,000—23,000		.31																																																										
23,000—25,000		.30																																																										
25,000—27,000		.29																																																										
27,000—29,000		.28																																																										
<u>Over</u>	<u>But not over</u>	<u>Decimal amount is</u>																																																										
\$29,000—31,000		.27																																																										
31,000—33,000		.26																																																										
33,000—35,000		.25																																																										
35,000—37,000		.24																																																										
37,000—39,000		.23																																																										
39,000—41,000		.22																																																										
41,000—43,000		.21																																																										
43,000—No limit		.20																																																										
9 Multiply line 6 by the decimal amount on line 8. If you paid 2004 expenses in 2005, see the instructions	9	672																																																										
10 Enter the amount from Form 1040, line 46, minus any amount on Form 1040, line 47	10	1,296																																																										
11 Credit for child and dependent care expenses. Enter the smaller of line 9 or line 10 here and on Form 1040, line 48	11	672																																																										

Part III Dependent Care Benefits

12	Enter the total amount of dependent care benefits you received in 2005. Amounts you received as an employee should be shown in box 10 of your Form(s) W-2. Do not include amounts reported as wages in box 1 of Form(s) W-2. If you were self-employed or a partner, include amounts you received under a dependent care assistance program from your sole proprietorship or partnership	12	3,000
13	Enter the amount forfeited or carried forward to 2006, if any (see the instructions)	13	
14	Subtract line 13 from line 12	14	3,000
15	Enter the total amount of qualified expenses incurred in 2005 for the care of the qualifying person(s)	15	5,400
16	Enter the smaller of line 14 or 15	16	3,000
17	Enter your earned income . See instructions	17	29,000
18	Enter the amount shown below that applies to you. <ul style="list-style-type: none"> • If married filing jointly, enter your spouse's earned income (if your spouse was a student or was disabled, see the instructions for line 5). • If married filing separately, see the instructions for the amount to enter. • All others, enter the amount from line 17. 	18	29,000
19	Enter the smallest of line 16, 17, or 18	19	3,000
20	Enter the amount from line 12 that you received from your sole proprietorship or partnership. If you did not receive any such amounts, enter -0-	20	-0-
21	Subtract line 20 from line 14	21	3,000
22	Enter \$5,000 (\$2,500 if married filing separately and you were required to enter your spouse's earned income on line 18)	22	5,000
23	Deductible benefits. Enter the smallest of line 19, 20, or 22. Also, include this amount on the appropriate line(s) of your return (see the instructions)	23	-0-
24	Enter the smaller of line 19 or 22	24	3,000
25	Enter the amount from line 23	25	-0-
26	Excluded benefits. Subtract line 25 from line 24. If zero or less, enter -0-	26	3,000
27	Taxable benefits. Subtract line 26 from line 21. If zero or less, enter -0-. Also, include this amount on Form 1040, line 7. On the dotted line next to line 7, enter "DCB"	27	-0-

To claim the child and dependent care credit, complete lines 28–32 below.

28	Enter \$3,000 (\$6,000 if two or more qualifying persons)	28	6,000
29	Add lines 23 and 26	29	3,000
30	Subtract line 29 from line 28. If zero or less, stop . You cannot take the credit. Exception. If you paid 2004 expenses in 2005, see the instructions for line 9	30	3,000
31	Complete line 2 on the front of this form. Do not include in column (c) any benefits shown on line 29 above. Then, add the amounts in column (c) and enter the total here	31	2,400
32	Enter the smaller of line 30 or 31. Also, enter this amount on line 3 on the front of this form and complete lines 4–11	32	2,400

33.

Credit for the Elderly or the Disabled

Introduction

If you qualify, the law provides a number of credits that can reduce the tax you owe for a year. One of these credits is the credit for the elderly or the disabled.

This chapter explains:

- Who qualifies for the credit for the elderly or the disabled, and
- How to figure this credit.

You may be able to take this credit if you are:

- Age 65 or older, or
- Retired on permanent and total disability.

Useful Items

You may want to see:

Publication

- 524** Credit for the Elderly or the Disabled
- 554** Older Americans' Tax Guide
- 967** The IRS Will Figure Your Tax

Forms (and Instructions)

- Schedule 3 (Form 1040A)** Credit for the Elderly or the Disabled for Form 1040A Filers
- Schedule R (Form 1040)** Credit for the Elderly or the Disabled

Can You Take the Credit?

You can take the credit for the elderly or the disabled if you meet both of the following requirements.

- You are a qualified individual.
- Your income is not more than certain limits.

You can use Figure 33-A and Figure 33-B as guides to see if you qualify.

Use Figure 33-A first to see if you are a qualified individual. If you are, go to Figure 33-B to make sure your income is not too high to take the credit.



1040EZ.

You can take the credit only if you file Form 1040 or Form 1040A. You cannot take the credit if you file Form

Qualified Individual

You are a qualified individual for this credit if you are a U.S. citizen or resident and either of the following applies.

1. You were age 65 or older at the end of 2005.
2. You were under age 65 at the end of 2005 and all three of the following statements are true.
 - a. You retired on permanent and total disability (explained later).
 - b. You received taxable disability income for 2005.
 - c. On January 1, 2005, you had not reached mandatory retirement age (defined later under *Disability income*).

Age 65. You are considered to be age 65 on the day before your 65th birthday. Therefore, if you were born on January 1, 1941, you are considered to be age 65 at the end of 2005.

U.S. Citizen or Resident

You must be a U.S. citizen or resident (or be treated as a resident) to take the credit. Generally, you cannot take the credit if you were a nonresident alien at any time during the tax year.

Exceptions. You may be able to take the credit if you are a nonresident alien who is married to a U.S. citizen or resident at the end of the tax year and you and your spouse choose to treat you as a U.S. resident. If you make that choice, both you and your spouse are taxed on your worldwide income.

If you were a nonresident alien at the beginning of the year and a resident at the end of the year, and you were married to a U.S. citizen or resident at the end of the year, you may be able to choose to be treated as a U.S. resident for the entire year. In that case, you may be allowed to take the credit. For information on these choices, see chapter 1 of Publication 519, U.S. Tax Guide for Aliens.

Married Persons

Generally, if you are married at the end of the tax year, you and your spouse must file a joint return to take the credit. However, if you and your spouse did not live in the same household at any time during the tax year, you can file either joint or separate returns and still take the credit.

Head of household. You can file as head of household and qualify to take the credit even if your spouse lived with you during the first 6 months of the year, if you meet all the tests. See *Head of Household* in chapter 2 for the tests you must meet.

Under Age 65

If you are under age 65 at the end of 2005, you can qualify for the credit only if you are retired on permanent and total disability. You are retired on permanent and total disability if:

- You were permanently and totally disabled when you retired, and
- You retired on disability before the close of the tax year.

Even if you do not retire formally, you are considered retired on disability when you have stopped working because of your disability.

If you retired on disability before 1977, and were not permanently and totally disabled at the time, you can qualify for the credit if you were permanently and totally disabled on January 1, 1976, or January 1, 1977.



You are considered to be under age 65 at the end of 2005 if you were born after January 1, 1941.

Permanent and total disability. You are permanently and totally disabled if you cannot engage in any substantial gainful activity because of your physical or mental condition. A physician must certify that the condition has lasted or can be expected to last continuously for 12 months or more, or that the condition can be expected to result in death. See *Physician's statement*, later.

Substantial gainful activity. Substantial gainful activity is the performance of significant duties over a reasonable period of time while working for pay or profit, or in work generally done for pay or profit. Full-time work (or part-time work done at your employer's convenience) in a competitive work situation for at least the minimum wage conclusively shows that you are able to engage in substantial gainful activity.

Substantial gainful activity is not work you do to take care of yourself or your home. It is not unpaid work on hobbies, institutional therapy or training, school attendance, clubs, social programs, and similar activities. However, doing this kind of work may show that you are able to engage in substantial gainful activity.

The fact that you have not worked for some time is not, of itself, conclusive evidence that you cannot engage in substantial gainful activity.

Sheltered employment. Certain work offered at qualified locations to physically or mentally impaired persons is considered sheltered employment. These qualified locations are in sheltered workshops, hospitals and similar institutions, homebound programs, and Department of Veterans Affairs (VA) sponsored homes.

Compared to commercial employment, pay is lower for sheltered employment. Therefore, one usually does not look for sheltered employment if he or she can get other employment. The fact that one has accepted sheltered employment is not proof of that person's ability to engage in substantial gainful activity.

Physician's statement. If you are under age 65, you must have your physician complete a statement certifying that you were permanently and totally disabled on the date you retired. You can use the statement in the instructions for Schedule R (Form 1040) or Schedule 3 (Form 1040A).

Table 33-1. Initial Amounts

IF your filing status is ...	THEN enter on line 10 of Schedule R (Form 1040) or Schedule 3 (Form 1040A)...
Single, head of household, or qualifying widow(er) with dependent child and, by the end of 2005, you were	
• 65 or older	\$5,000
• under 65 and retired on permanent and total disability ¹	\$5,000
Married filing a joint return and by the end of 2005	
• both of you were 65 or older	\$7,500
• both of you were under 65 and one of you retired on permanent and total disability ¹	\$5,000
• both of you were under 65 and both of you retired on permanent and total disability ²	\$7,500
• one of you was 65 or older, and the other was under 65 and retired on permanent and total disability ³	\$7,500
• one of you was 65 or older, and the other was under 65 and not retired on permanent and total disability	\$5,000
Married filing a separate return and you did not live with your spouse at any time during the year and, by the end of 2005, you were	
• 65 or older	\$3,750
• under 65 and retired on permanent and total disability ¹	\$3,750

¹Amount cannot be more than the taxable disability income.

²Amount cannot be more than your combined taxable disability income.

³Amount is \$5,000 plus the taxable disability income of the spouse under age 65, but not more than \$7,500.

You do not have to file this statement with your Form 1040 or Form 1040A, but you must keep it for your records.

Veterans. If the Department of Veterans Affairs (VA) certifies that you are permanently and totally disabled, you can substitute VA Form 21-0172, Certification of Permanent and Total Disability, for the physician's statement you are required to keep. VA Form 21-0172 must be signed by a person authorized by the VA to do so. You can get this form from your local VA regional office.

Physician's statement obtained in earlier year. If you got a physician's statement in an earlier year and, due to your continued disabled condition, you were unable to engage in any substantial gainful activity during 2005, you may not need to get another physician's statement for 2005. For a detailed explanation of the conditions you must meet, see the instructions for Part II of Schedule R (Form 1040) or Schedule 3 (Form 1040A). If you meet the required conditions, check the box on line 2 of Part II of Schedule R (Form 1040) or Schedule 3 (Form 1040A).

If you checked box 4, 5, or 6 in Part I of either Schedule R or Schedule 3, enter in the space above the box on line 2 in Part II the first name(s) of the spouse(s) for whom the box is checked.

Disability income. If you are under age 65, you can qualify for the credit only if you have taxable disability income. Disability income must meet both of the following requirements.

- It must be paid under your employer's accident or health plan or pension plan.

- It must be included in your income as wages (or payments instead of wages) for the time you are absent from work because of permanent and total disability.

Payments that are not disability income. Any payment you receive from a plan that does not provide for disability retirement is not disability income. Any lump-sum payment for accrued annual leave that you receive when you retire on disability is a salary payment and is not disability income.

For purposes of the credit for the elderly or the disabled, disability income does not include amounts you receive after you reach mandatory retirement age. Mandatory retirement age is the age set by your employer at which you would have had to retire, had you not become disabled.

Income Limits

To determine if you can claim the credit, you must consider two income limits. The first limit is the amount of your adjusted gross income (AGI). The second limit is the amount of nontaxable social security and other nontaxable pensions you received. The limits are shown in Figure 33-B, later.

If both your AGI and nontaxable pensions are less than the income limits, you may be able to claim the credit. See *Figuring the Credit*, next.



If either your AGI or your nontaxable pensions are equal to or more than the income limits, you cannot take the credit.

Figuring the Credit

You can figure the credit yourself (see the explanation that follows) or the IRS will figure it for you. See *Credit Figured for You*, later.

Figuring the credit yourself. If you figure the credit yourself, fill out the front of either Schedule R (if you are filing Form 1040) or Schedule 3 (if you are filing Form 1040A). Next, fill out Part III of either Schedule R or Schedule 3.



There are four steps in Part III to determine the amount of your credit:

1. Determine your initial amount (lines 10–12).
2. Total any nontaxable social security and certain other nontaxable pensions and disability benefits you received (lines 13a, 13b, and 13c).
3. Determine your excess adjusted gross income (lines 14–17).
4. Determine your credit (lines 18–24 of Schedule R or lines 18–22 of Schedule 3).

These steps are discussed in more detail next.

Step 1. Determine Initial Amount

To figure the credit, you must first determine your initial amount. See Table 33-1.

Initial amounts for persons under age 65. If you are a qualified individual under age 65, your initial amount cannot be more than your taxable disability income.

Step 2. Total Certain Nontaxable Pensions and Benefits

Step 2 is to figure the total amount of nontaxable social security and certain other nontaxable payments you received during the year. (See *Nontaxable payments*, later.)

Enter these nontaxable payments on lines 13a or 13b, and total them on line 13c. If you are married filing a joint return, you must enter the combined amount of nontaxable payments both you and your spouse receive.

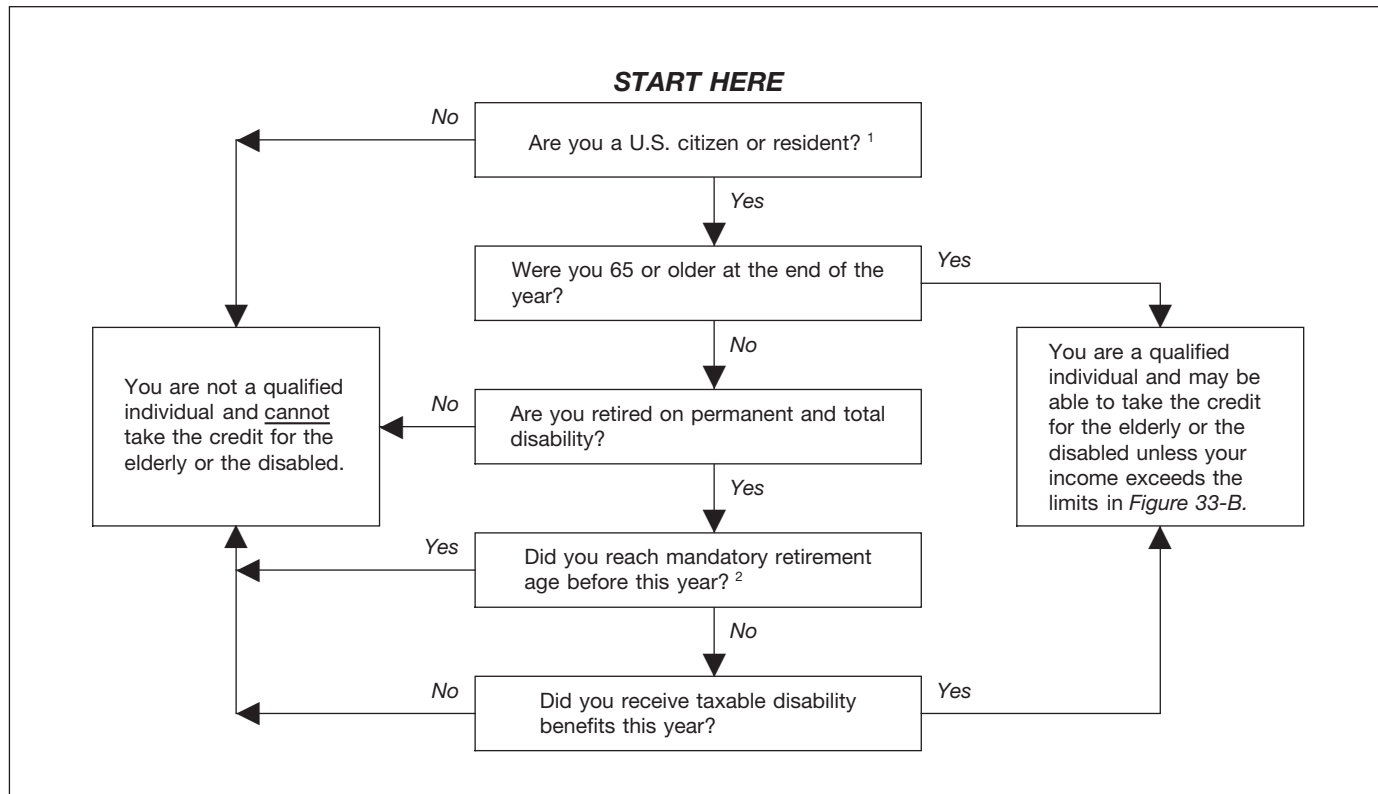


Worksheets are provided in the Form 1040 and Form 1040A instructions to help you determine if any part of your social security benefits (or equivalent railroad retirement benefits) is taxable.

Nontaxable payments. Include the following nontaxable payments in the amounts you enter on lines 13a and 13b.

- Nontaxable social security payments. This is the nontaxable part of the amount of benefits shown in box 5 of Form SSA-1099, which includes disability benefits, before deducting any amounts withheld to pay premiums on supplementary Medicare in-

Figure 33-A. Are You a Qualified Individual?



¹ If you were a nonresident alien at any time during the tax year and were married to a U.S. citizen or resident at the end of the tax year, see *U.S. Citizen or Resident under Qualified Individual*. If you and your spouse choose to treat you as a U.S. resident, answer “yes” to this question.

² Mandatory retirement age is the age set by your employer at which you would have been required to retire, had you not become disabled.

Figure 33-B. Income Limits

IF your filing status is ...	THEN even if you qualify (see Figure 33-A), you CANNOT take the credit if ...	
	Your adjusted gross income (AGI)* is equal to or more than ...	OR the total of your nontaxable social security and other nontaxable pension(s) is equal to or more than ...
single, head of household, or qualifying widow(er) with dependent child	\$17,500	\$5,000
married filing a joint return and both spouses qualify in Figure 33-A	\$25,000	\$7,500
married filing a joint return and only one spouse qualifies in Figure 33-A	\$20,000	\$5,000
married filing a separate return and you did not live with your spouse at any time during the year	\$12,500	\$3,750

*AGI is the amount on Form 1040A, line 22, or Form 1040, line 38.

insurance, and before any reduction because of receipt of a benefit under workers' compensation.

Do not include a lump-sum death benefit payment you may receive as a surviving spouse, or a surviving child's insurance benefit payments you may receive as a guardian.

- Social security equivalent part of tier 1 railroad retirement pension payments that is not taxed. This is the nontaxable part of the amount of benefits shown in box 5 of Form RRB-1099.
- Nontaxable pension or annuity payments or disability benefits that are paid under a law administered by the Department of Veterans Affairs (VA).

Do not include amounts received as a pension, annuity, or similar allowance for personal injuries or sickness resulting from active service in the armed forces of any country or in the National Oceanic and Atmospheric Administration, or the Public Health Service, or as a disability annuity under section 808 of the Foreign Service Act of 1980.

- Pension or annuity payments or disability benefits that are excluded from income under any provision of federal law other than the Internal Revenue Code.

Do not include amounts that are a return of your cost of a pension or annuity. These amounts do not reduce your initial amount.



CAUTION You should be sure to take into account all of the nontaxable amounts you receive. These amounts are verified by the IRS through information supplied by other government agencies.

Step 3. Determine Excess Adjusted Gross Income

You also must reduce your initial amount by your excess adjusted gross income. Figure your excess adjusted gross income on lines 14–17.

You figure your excess adjusted gross income as follows:

1. Subtract from your adjusted gross income (Form 1040, line 38 or Form 1040A, line 22) the amount shown for your filing status in the following list:
 - a. \$7,500 if you are single, a head of household, or a qualifying widow(er) with a dependent child,
 - b. \$10,000 if you are married filing a joint return, or
 - c. \$5,000 if you are married filing a separate return and you and your spouse did not live in the same household at any time during the tax year.
2. Divide the result of (1) by 2.

Step 4. Determine Your Credit

To determine if you can take the credit, you must add the amounts you figured in Step 2 and Step 3.

IF the total of Steps 2 and 3 is ...	THEN ...
equal to or more than the amount in Step 1	you cannot take the credit.
less than the amount in Step 1	you can take the credit.

Figuring the credit. If you can take the credit, subtract the total of Step 2 and Step 3 from the amount in Step 1 and multiply the result by 15%.

In certain cases, the amount of your credit may be limited. See *Limit on credit*, later.

Example. You are 66 years old and your spouse is 64. Your spouse is not disabled. You file a joint return on Form 1040. Your adjusted gross income is \$14,630. Together you received \$3,200 from social security, which was nontaxable. You figure the credit as follows:

1) Initial amount	\$5,000
2) Subtract from line 1 the total of:	
a) Nontaxable social security and other nontaxable pensions	\$3,200
b) Excess adjusted gross income	
[((\$14,630 – \$10,000) ÷ 2)]	2,315
3) Balance (Not less than -0-)	-0-
4) Credit	-0-

You cannot take the credit because your nontaxable social security (line 2a) plus your excess adjusted gross income (line 2b) is more than your amount on line 1.

Limit on credit. The amount of credit you can claim may be limited.

Figure any limit on your credit on lines 21–24 of Schedule R or lines 21–22 of Schedule 3.

Credit Figured for You

If you choose to have the Internal Revenue Service (IRS) figure the credit for you, read the following discussion for the form you will file (Form 1040 or 1040A). If you want the IRS to figure your tax, see chapter 30.

Form 1040. If you want the IRS to figure your credit, see *Form 1040 Line Entries under Tax Figured by IRS* in chapter 30.

Form 1040A. If you want the IRS to figure your credit, see *Form 1040A Line Entries under Tax Figured by IRS* in chapter 30.

Example

The following example illustrates the credit for the elderly or the disabled. The initial amount is taken from Table 33-1, shown earlier.

Example. James Davis is 58 years old, single, and files Form 1040A. In 1998 he retired on permanent and total disability, and he is still permanently and totally disabled. He got the required physician's statement in 1998, and kept it with his records. His physician signed on line B of the statement. This year James checks the box in Part II of Schedule 3. He does not need to get another statement for 2005.

He received the following income for the year:

Nontaxable social security	\$1,500
Interest (taxable)	100
Taxable disability pension	11,400

James' adjusted gross income is \$11,500 (\$11,400 + \$100). He figures the credit on Schedule 3 as follows:

1) Initial amount	\$5,000
2) Taxable disability pension	11,400
3) Smaller of (1) or (2)	5,000
4) Subtract from line 3 the total of:	
a) Nontaxable disability benefits (social security)	\$1,500
b) Excess adjusted gross income	
[((\$11,500 – \$7,500) ÷ 2)]	2,000
5) Balance (Not less than -0-)	1,500
6) Multiply line 5 by 15% (.15)	225
7) Enter the amount from Form 1040A, line 28	333
8) Enter any amounts from Form 1040A, line 29	-0-
9) Subtract line 8 from line 7	333
10) Credit (Enter the smaller of line 6 or line 9)	\$225

His credit is \$225. He enters \$225 on line 30 of Form 1040A. The Schedule 3 for James Davis is not shown.

34.

Child Tax Credit

What's New

Qualifying child. The definition of a qualifying child has changed. See *Qualifying Child*.

New Form 8901. If you have a qualifying child who is not your dependent, you must complete and file Form 8901, Information on Qualifying Children Who Are Not Dependents.

Katrina Emergency Tax Relief Act of 2005. This Act provides tax relief for persons affected by Hurricane Katrina. Under the Act, if your 2005 earned income is less than your 2004 earned income, you may be able to use your 2004 earned income in figuring your additional child tax credit for 2005. See Publication 4492.

Introduction

The child tax credit is a credit that may reduce your tax by as much as \$1,000 for each of your qualifying children.

The additional child tax credit is a credit you may be able to take if you are not able to claim the full amount of the child tax credit.

This chapter explains:

- Who is a qualifying child.
- How much is the credit.
- How to claim the credit.
- Why you should check your tax withholding.



The child tax credit and the additional child tax credit should not be confused with the child and dependent care credit discussed in chapter 32.

If you have no tax. Credits, such as the child tax credit, the adoption credit, or the credit for child and dependent care expenses, are used to reduce tax. If your tax on Form 1040, line 46, or Form 1040A, line 28, is zero, do not figure the child tax credit because there is no tax to reduce. However, you may qualify for the additional child tax credit on line 68 (Form 1040) or line 42 (Form 1040A).

Useful Items

You may want to see:

Publication

- **972** Child Tax Credit

Form (and Instructions)

- **8812** Additional Child Tax Credit

- **8901** Information on Qualifying Children Who Are Not Dependents
- **W-4** Employee's Withholding Allowance Certificate

Qualifying Child

A qualifying child for purposes of the child tax credit is a child who:

1. Is your son, daughter, stepchild, foster child, brother, sister, stepbrother, stepsister, or a descendant of any of them (for example, your grandchild),
2. Was under age 17 at the end of 2005,
3. Did not provide over half of his or her own support for 2005,
4. Lived with you for more than half of 2005 (see *Exception to "time lived with you" condition* below), and
5. Was a U.S. citizen, a U.S. national, or a resident of the United States. If the child was adopted, see *Adopted child* below.

For each qualifying child you must either check the box on Form 1040 or Form 1040A, line 6c, column (4), or complete Form 8901 (if the child is not your dependent).

Example. Your son turned 17 on December 30, 2005. He is a citizen of the United States and you claimed him as a dependent on your return. He is not a qualifying child for the child tax credit because he was not under age 17 at the end of 2005.

Exceptions to "time lived with you" condition. A child is considered to have lived with you for all of 2005 if the child was born or died in 2005 and your home was this child's home for the entire time he or she was alive. Temporary absences for special circumstances, such as for school, vacation, medical care, military service, or business, count as time lived at home.

There are also exceptions to the "time lived with you" condition for kidnapped children and children of divorced or separated parents. For details, see *Residency Test*, in chapter 3.

Qualifying child of more than one person. A special rule applies if your qualifying child is the qualifying child of more than one person. For details, see *Special Test for Qualifying Child of More Than One Person*, in chapter 3.

Adopted child. An adopted child is always treated as your own child. An adopted child includes a child lawfully placed with you for legal adoption.

If you are a U.S. citizen or U.S. national and your adopted child lived with you as a member of your household all year, that child meets condition (5) above to be a qualifying child for the child tax credit.

Amount of Credit

The maximum amount you can claim for the credit is \$1,000 for each qualifying child.

Limits on the Credit

You must reduce your child tax credit if either (1) or (2) applies.

1. The amount on Form 1040, line 46 or Form 1040A, line 28 is less than the credit. If this amount is zero, you cannot take this credit because there is no tax to reduce. But you may be able to take the additional child tax credit. See *Additional Child Tax Credit*, later.
2. Your modified adjusted gross income (AGI) is above the amount shown below for your filing status.
 - a. Married filing jointly - \$110,000.
 - b. Single, head of household, or qualifying widow(er) - \$75,000.
 - c. Married filing separately - \$55,000.

Modified AGI. For purposes of the child tax credit, your modified AGI is your AGI plus the following amounts that may apply to you.

- Any amount excluded from income because of the exclusion of income from Puerto Rico.
- Any amount on line 43 or line 48 of Form 2555, Foreign Earned Income.
- Any amount on line 18 of Form 2555-EZ, Foreign Earned Income Exclusion.
- Any amount on line 15 of Form 4563, Exclusion of Income for Bona Fide Residents of American Samoa.

If you do not have any of the above, your modified AGI is the same as your AGI.

AGI. Your AGI is the amount on Form 1040, line 38, or Form 1040A, line 22.

Claiming the Credit

To claim the child tax credit, you must file Form 1040 or Form 1040A. You cannot claim the child tax credit on Form 1040EZ. You must provide the name and identification number (usually a social security number) on your tax return (or Form 8901) for each qualifying child.

Answer the *Questions* in your form instructions for Form 1040, line 52 or Form 1040A, line 33 to find out which child tax credit worksheet you can use to figure the credit.

If you answer "Yes" to question 1, 2, or 3 in your Form 1040 instructions or question 1 or 2 in your Form 1040A instructions, you must complete the child tax credit worksheet in Publication 972. Otherwise, you can use the *Child Tax Credit Worksheet* in your Form 1040 or Form

1040A instructions. (See the filled-in example, later.)

Additional Child Tax Credit

This credit is for certain individuals who get less than the full amount of the child tax credit. The additional child tax credit may give you a refund even if you do not owe any tax.

How to claim the additional child tax credit. To claim the additional child tax credit, follow the steps below.

1. Make sure you figured the amount, if any, of your child tax credit. See *Claiming the Credit*, earlier.
2. If you answered "Yes" on line 4 or line 5 of the *Child Tax Credit Worksheet* in the Form 1040 or Form 1040A instructions, or line 13 of the *Child Tax Credit Worksheet* in Publication 972, use Form 8812 to see if you can take the additional child tax credit.
3. If you have an additional child tax credit on line 13 of Form 8812, carry it to Form 1040, line 68 or Form 1040A, line 42.

Checking Your Withholding

The child tax credit decreases your tax. You can check your tax withholding by using Publication 919, *How Do I Adjust My Tax Withholding*.

If you are having too much tax withheld, and you prefer to have the money during the year, you may be able to decrease your withholding. You do this by completing a new Form W-4 and giving it to your employer.

Example

Amy Brown files as head of household and has two dependent children under age 17. The children are qualifying children for purposes of the child tax credit. Amy's only income is her salary of \$30,350. Amy chooses to itemize her deductions and files Form 1040. Her AGI, shown on line 38 of her Form 1040, is \$30,350. This is her taxable earned income.

Amy does not file Form 2555, 2555-EZ, or 4563. She does not exclude income from Puerto Rico. Her modified AGI is \$30,350.

Amy's tax, shown on line 46 of her Form 1040, is \$1,334. She claims a \$225 credit for child and dependent care expenses on line 48. She claims a \$1,029 earned income credit on line 66a. She has no other credits.

After answering the *Questions* in the Form 1040 instructions for line 52, she completes the child tax credit worksheet to figure her child tax credit of \$1,109. Amy's completed questions and child tax credit worksheet are shown later.

Amy reads the *TIP* in the worksheet and finds that she may be able to take the additional child tax credit. See *Additional Child Tax Credit* and Amy's completed Form 8812, later.

Filled-in Questions for Amy Brown (Page references are to the Form 1040 instructions.)

Questions


Who Must Use Pub. 972



1. Is the amount on Form 1040, line 38, more than the amount shown below for your filing status?

- Married filing jointly – \$110,000
- Single, head of household, or qualifying widow(er) – \$75,000
- Married filing separately – \$55,000

No. *Continue* ↘

Yes.  You must use Pub. 972 to figure your credit.

2. Are you claiming any of the following credits?

- Adoption credit, Form 8839 (see the instructions for Form 1040, line 53, on page 43).
- Mortgage interest credit, Form 8396 (see the instructions for Form 1040, line 54, on page 43).
- District of Columbia first-time homebuyer credit, Form 8859.


No. *Continue* ↘

Yes. You must use Pub. 972 to figure your child tax credit. You will also need the form(s) listed above for any credit(s) you are claiming.

3. Are you excluding income from Puerto Rico or are you filing any of the following forms?

- Form 2555 or 2555-EZ (relating to foreign earned income).
- Form 4563 (exclusion of income for residents of American Samoa).

No. Use the worksheet on page 42 to figure your credit.

Yes.  You must use Pub. 972 to figure your credit.



- To be a qualifying child for the child tax credit, the child must be **under age 17** at the end of 2005 and meet the other requirements listed on page 19.
- **Do not** use this worksheet if you answered “Yes” to question 1, 2, or 3 on page 41. Instead, use Pub. 972.

1. Number of qualifying children: 2 × \$1,000. Enter the result. 1 | 2,000

2. Enter the amount from Form 1040, line 46. 2 | 1,334

3. Add the amounts from Form 1040:

Line 47 _____

Line 48 + 225

Line 49 + _____

Line 50 + _____

Line 51 + _____ Enter the total. 3 | 225

4. Are the amounts on lines 2 and 3 the same?

Yes. You cannot take this credit because there is no tax to reduce. However, you may be able to take the **additional child tax credit**. See the **TIP** below.

No. Subtract line 3 from line 2. 4 | 1,109

5. Is the amount on line 1 more than the amount on line 4?

Yes. Enter the amount from line 4. Also, you may be able to take the **additional child tax credit**. See the **TIP** below. 5 | 1,109

No. Enter the amount from line 1.

Enter this amount on Form 1040, line 52.

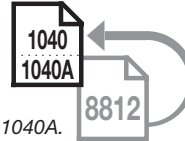


You may be able to take the **additional child tax credit** on Form 1040, line 68, if you answered “Yes” on line 4 or line 5 above.



- First, complete your Form 1040 through line 67.
- Then, use Form 8812 to figure any additional child tax credit.

Additional Child Tax Credit



Department of the Treasury
Internal Revenue Service (99)

Complete and attach to Form 1040 or Form 1040A.

Name(s) shown on return
Amy Brown

Your social security number
012 00 5678

Part I All Filers


1	Enter the amount from line 1 of your Child Tax Credit Worksheet on page 42 of the Form 1040 instructions or page 39 of the Form 1040A instructions. If you used Pub. 972, enter the amount from line 8 of the worksheet on page 4 of the publication	1	2,000
2	Enter the amount from Form 1040, line 52, or Form 1040A, line 33	2	1,109
3	Subtract line 2 from line 1. If zero, stop ; you cannot take this credit	3	891
4a	Earned income (see instructions on back). If your main home was in the Hurricane Katrina disaster area on August 25, 2005, and you are electing to use your 2004 earned income, check here <input type="checkbox"/>	4a	30,350
b	Nontaxable combat pay (see instructions on back)	4b	
5	Is the amount on line 4a more than \$11,000? <input type="checkbox"/> No. Leave line 5 blank and enter -0- on line 6. <input checked="" type="checkbox"/> Yes. Subtract \$11,000 from the amount on line 4a. Enter the result	5	19,350
6	Multiply the amount on line 5 by 15% (.15) and enter the result Next. Do you have three or more qualifying children? <input checked="" type="checkbox"/> No. If line 6 is zero, stop ; you cannot take this credit. Otherwise, skip Part II and enter the smaller of line 3 or line 6 on line 13. <input type="checkbox"/> Yes. If line 6 is equal to or more than line 3, skip Part II and enter the amount from line 3 on line 13. Otherwise, go to line 7.	6	2,903

Part II Certain Filers Who Have Three or More Qualifying Children

7	Withheld social security and Medicare taxes from Form(s) W-2, boxes 4 and 6. If married filing jointly, include your spouse's amounts with yours. If you worked for a railroad, see instructions on back	7	
8	1040 filers: Enter the total of the amounts from Form 1040, lines 27 and 59, plus any uncollected social security and Medicare or tier 1 RRTA taxes included on line 63. 1040A filers: Enter -0-.	8	
9	Add lines 7 and 8	9	
10	1040 filers: Enter the total of the amounts from Form 1040, lines 66a and 67. 1040A filers: Enter the total of the amount from Form 1040A, line 41a, plus any excess social security and tier 1 RRTA taxes withheld that you entered to the left of line 43 (see instructions on back).	10	
11	Subtract line 10 from line 9. If zero or less, enter -0-	11	
12	Enter the larger of line 6 or line 11 Next, enter the smaller of line 3 or line 12 on line 13.	12	

Part III Additional Child Tax Credit

13	This is your additional child tax credit	13	891
----	---	----	-----


 Enter this amount on Form 1040, line 68, or Form 1040A, line 42.

35.

Education Credits

What's New

Katrina Emergency Tax Relief Act of 2005.

This Act provides tax relief for persons affected by Hurricane Katrina. Under the Act, you may be able to claim an education credit. See Publication 4492.

Income limits increased. Beginning in 2005, the amount of your Hope or lifetime learning credit is gradually reduced (phased out) if your modified adjusted gross income (MAGI) is between \$43,000 and \$53,000 (\$87,000 and \$107,000 if you file a joint return). You cannot claim a credit if your MAGI is \$53,000 or more (\$107,000 or more if you file a joint return). This is an increase from the 2004 limits of \$42,000 and \$52,000 (\$85,000 and \$105,000 if filing a joint return). For more information, see *Effect of the Amount of Your Income on the Amount of Your Credit*, later.

Introduction

This chapter discusses two tax credits (referred to here as education credits) available to persons who pay expenses for higher education. They are:

- The Hope credit, and
- The lifetime learning credit.

The chapter will:

- Give you general information that applies to both of the credits,
- Give you specific information about each of the credits,
- Help you choose which of the credits to claim, and
- Show you how to figure the credit you choose.

Can you claim both education credits this year. For each student, you can elect for any year only one of the credits. For example, if you elect to take the Hope credit for a child on your 2005 tax return, you cannot, for that same child, also claim the lifetime learning credit for 2005.

If you are eligible to claim the Hope credit and you are also eligible to claim the lifetime learning credit for the same student in the same year, you can choose to claim either credit, but not both. For 2005, if the total qualified education expenses for a student are less than \$7,500, it will generally be to your benefit to claim the Hope credit.

If you pay qualified education expenses for more than one student in the same year, you

Table 35-1. Comparison of Education Credits

Hope Credit	Lifetime Learning Credit
Up to \$1,500 credit per eligible student	Up to \$2,000 credit per return
Available only until the first 2 years of postsecondary education are completed	Available for all years of postsecondary education and for courses to acquire or improve job skills
Available only for 2 years per eligible student	Available for an unlimited number of years
Student must be pursuing an undergraduate degree or other recognized educational credential	Student does not need to be pursuing a degree or other recognized education credential
Student must be enrolled at least half time for at least one academic period beginning during the year	Available for one or more courses
No felony drug conviction on student's record	Felony drug conviction rule does not apply

can choose to take credits on a per-student, per-year basis. This means that, for example, you can claim the Hope credit for one student and the lifetime learning credit for another student in the same year.

Differences between the Hope and lifetime learning credits. There are several differences between these two credits. For example, you can claim the Hope credit based on the same student's expenses for no more than 2 years. However, there is no limit on the number of years for which you can claim a lifetime learning credit based on the same student's expenses. The differences between the two credits are summarized in Table 35-1.



You may be able to take a deduction for your education expenses instead of a credit. Choose the one that will give you the lower tax. See chapter 19 for details about the tuition and fees deduction.

Useful Items

You may want to see:

Publication

- 970** Tax Benefits for Education

Form (and Instructions)

- 8863** Education Credits (Hope and Lifetime Learning Credits)

Information for Both the Hope and Lifetime Learning Credits

Several rules are common to both education credits. These are discussed below.

Can You Claim a Credit

The following rules will help you determine if you are eligible to claim an education credit on your tax return.

Who Can Claim a Credit

Generally, you can claim an education credit if all three of the following requirements are met.

- You pay qualified education expenses of higher education.
- You pay the education expenses for an eligible student.
- The eligible student is either yourself, your spouse, or a dependent for whom you claim an exemption on your tax return.

Note. Qualified education expenses paid by a dependent for whom you claim an exemption, or by a third party for that dependent, are considered paid by you.

"Qualified education expenses" are defined below under *What Expenses Qualify*. "Eligible students" are defined later under *Who Is an Eligible Student*. A "dependent for whom you claim an exemption" is defined later under *Who Can Claim a Dependent's Expenses*.

You may find Figure 35-A, later in this chapter, helpful in determining if you can claim an education credit on your tax return.

Who Cannot Claim a Credit

You cannot claim an education credit for 2005 if any of the following apply.

- Your filing status is married filing separately.
- You are listed as a dependent in the *Exemptions* section on another person's tax return (such as your parents'). See *Who Can Claim a Dependent's Expenses*, later.
- Your MAGI is \$53,000 or more (\$107,000 or more in the case of a joint return). MAGI is explained later under *Effect of the Amount of Your Income on the Amount of Your Credit*.
- You (or your spouse) were a nonresident alien for any part of 2005 and the nonresident alien did not elect to be treated as a resident alien for tax purposes. More information on nonresident aliens can be found in Publication 519, U.S. Tax Guide for Aliens.

- You claim a tuition and fees deduction for the same student in 2005.

What Expenses Qualify

The education credits are based on qualified education expenses you pay for yourself, your spouse, or a dependent for whom you claim an exemption on your tax return. Generally, a credit is allowed for qualified education expenses paid in 2005 for an academic period beginning in 2005 or in the first 3 months of 2006.

For example, if you paid \$1,500 in December 2005 for qualified tuition for the Spring 2006 semester beginning in January 2006, you may be able to use that \$1,500 in figuring your 2005 credit.

Academic period. An academic period includes a semester, trimester, quarter, or other period of study (such as a summer school session) as reasonably determined by an educational institution. In the case of an educational institution that uses credit hours or clock hours and does not have academic terms, each payment period can be treated as an academic period.

Paid with borrowed funds. You can claim an education credit for qualified education expenses paid with the proceeds of a loan. You use the expenses to figure the education credit for the year in which the expenses are paid, not the year in which the loan is repaid. Treat loan payments sent directly to the educational institution as paid on the date the institution credits the student's account.

Student withdraws from class(es). You can claim an education credit for qualified education expenses not refunded when a student withdraws.

Qualified Education Expenses

For purposes of an education credit, qualified education expenses are tuition and certain related expenses required for enrollment or attendance at an eligible educational institution.

Eligible educational institution. An eligible educational institution is any college, university, vocational school, or other postsecondary educational institution eligible to participate in a student aid program administered by the Department of Education. It includes virtually all accredited public, nonprofit, and proprietary (privately owned profit-making) postsecondary institutions. The educational institution should be able to tell you if it is an eligible educational institution.

Certain educational institutions located outside the United States also participate in the U.S. Department of Education's Federal Student Aid (FSA) programs.

Related expenses. Student-activity fees and expenses for course-related books, supplies, and equipment are included in qualified education expenses only if the fees and expenses must be paid to the institution as a condition of enrollment or attendance.

In the following examples, assume that each student is an eligible student at an eligible educational institution.

Example 1. Jackson is a sophomore in University V's degree program in dentistry. This year, in addition to tuition, he is required to pay a fee to the university for the rental of the dental equipment he will use in this program. Because the equipment rental fee must be paid to University V for enrollment and attendance, Jackson's equipment rental fee is a qualified expense.

Example 2. Donna and Charles, both first-year students at College W, are required to have certain books and other reading materials to use in their mandatory first-year classes. The college has no policy about how students should obtain these materials, but any student who purchases them from College W's bookstore will receive a bill directly from the college. Charles bought his books from a friend, so what he paid for them is not a qualified education expense. Donna bought hers at College W's bookstore. Although Donna paid College W directly for her first-year books and materials, her payment is not a qualified expense because the books and materials are not required to be purchased from College W for enrollment or attendance at the institution.

Example 3. When Marci enrolled at College X for her freshman year, she had to pay a separate student activity fee in addition to her tuition. This activity fee is required of all students, and is used solely to fund on-campus organizations and activities run by students, such as the student newspaper and the student government. No portion of the fee covers personal expenses. Although labeled as a student activity fee, the fee is required for Marci's enrollment and attendance at College X. Therefore, it is a qualified expense.

No Double Benefit Allowed

You cannot do any of the following.

- Deduct higher education expenses on your income tax return (as, for example, a business expense) and also claim an education credit based on those same expenses.
- Claim an education credit in the same year that you are claiming a tuition and fees deduction for the same student.
- Claim a Hope credit and a lifetime learning credit based on the same qualified education expenses.
- Claim an education credit based on the same expenses used to figure the tax-free portion of a distribution from a Coverdell education savings account (ESA) or qualified tuition program (QTP).
- Claim a credit based on qualified education expenses paid with tax-free scholarship, grant, or employer-provided educational assistance. See *Adjustments to Qualified Education Expenses*, next.

Adjustments to Qualified Education Expenses

If you pay qualified education expenses with certain tax-free funds, you cannot claim a credit for those amounts. You must reduce the quali-

fied education expenses by the amount of any tax-free educational assistance and refund(s) you received.

Tax-free educational assistance. This includes:

- Tax-free parts of scholarships and fellowships (see chapter 12 of this publication and chapter 1 of Publication 970),
- Pell grants (see chapter 1 of Publication 970),
- Employer-provided educational assistance (see chapter 11 of Publication 970),
- Veterans' educational assistance (see chapter 1 of Publication 970), and
- Any other nontaxable (tax-free) payments (other than gifts or inheritances) received as educational assistance.

Refunds. Qualified education expenses do not include expenses for which you, or someone else who paid qualified education expenses on behalf of a student, receive a refund. For more information, see *Refunds* in chapters 2 and 3 of Publication 970.

Amounts that do not reduce qualified education expenses. Do not reduce qualified education expenses by amounts paid with funds the student receives as:

- Payment for services, such as wages,
- A loan,
- A gift,
- An inheritance, or
- A withdrawal from the student's personal savings.

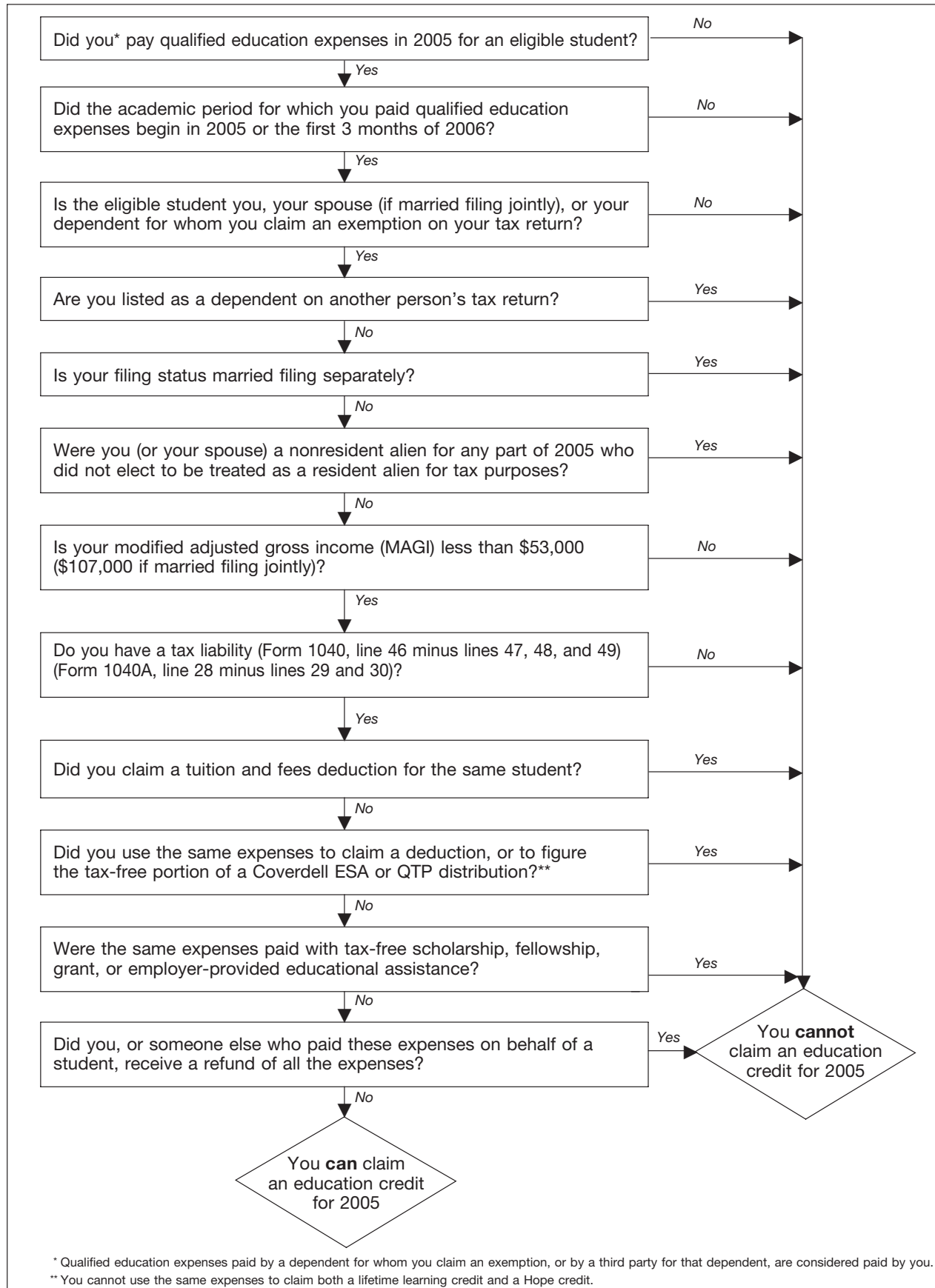
Do not reduce the qualified education expenses by any scholarship or fellowship reported as income on the student's tax return in the following situations.

- The use of the money is restricted to costs of attendance (such as room and board) other than qualified education expenses.
- The use of the money is not restricted and is used to pay education expenses that are not qualified (such as room and board).

Example 1. In 2005, Jackie paid \$3,000 for tuition and \$5,000 for room and board at University X. The university did not require her to pay any fees in addition to her tuition in order to enroll in or attend classes. To help pay these costs, she was awarded a \$2,000 scholarship and a \$4,000 student loan.

The terms of the scholarship state that it may be used to pay any of Jackie's college expenses. Because she applied it toward her tuition, the scholarship is tax free. Therefore, for purposes of figuring an education credit (either Hope or lifetime learning), she must first use the \$2,000 scholarship to reduce her tuition (her only qualified education expense). The student loan is not tax-free educational assistance, so she does not use it to reduce her qualified expenses. Jackie is treated as having paid \$1,000 in qualified education expenses (\$3,000 tuition – \$2,000 scholarship) in 2005.

Figure 35-A. **Can You Claim an Education Credit for 2005?**



Example 2. The facts are the same as in *Example 1*, except that Jackie uses the \$2,000 scholarship to pay room and board, and, therefore, reports her entire scholarship as income on her tax return. In this case, the scholarship is allocated to expenses other than qualified education expenses. Jackie is treated as paying the entire \$3,000 tuition with other funds and can figure her education credit on the entire \$3,000.

Expenses That Do Not Qualify

Qualified education expenses do not include amounts paid for:

- Insurance,
- Medical expenses (including student health fees),
- Room and board,
- Transportation, or
- Similar personal, living, or family expenses.

This is true even if the amount must be paid to the institution as a condition of enrollment or attendance.

Sports, games, hobbies, and noncredit courses. Qualified education expenses generally do not include expenses that relate to any course of instruction or other education that involves sports, games or hobbies, or any non-credit course. However, if the course of instruction or other education is part of the student's degree program, these expenses can qualify.

Comprehensive or bundled fees. Some eligible educational institutions combine all of their fees for an academic period into one amount. If you do not receive or do not have access to an allocation showing how much you paid for qualified education expenses and how much you paid for personal expenses, such as those listed above, contact the institution. The institution is required to make this allocation and provide you with the amount you paid (or were billed) for qualified education expenses on Form 1098-T, Tuition Statement. See *Figuring the Credit*, later, for more information about Form 1098-T.

Who Can Claim a Dependent's Expenses

If there are qualified education expenses for your dependent for a year, either you or your dependent, but not both of you, can claim an education credit for your dependent's expenses for that year.

For you to claim an education credit for your dependent's expenses, you must also claim an exemption for your dependent. You do this by listing your dependent's name and other required information on Form 1040 (or Form 1040A), line 6c.

IF you...	THEN only...
claim an exemption on your tax return for a dependent who is an eligible student	you can claim an education credit based on that dependent's expenses. The dependent cannot claim a credit.
do not claim an exemption on your tax return for a dependent who is an eligible student (even if entitled to the exemption)	the dependent can claim an education credit. You cannot claim a credit based on this dependent's expenses.

Expenses paid by dependent. If you claim an exemption on your tax return for an eligible student who is your dependent, treat any expenses paid (or deemed paid) by your dependent as if you had paid them. Include these expenses when figuring the amount of your education credit.



Qualified education expenses paid directly to an eligible educational institution for your dependent under a court-approved divorce decree are treated as paid by your dependent.

Expenses paid by you. If you claim an exemption for a dependent who is an eligible student, only you can include any expenses you paid when figuring the amount of an education credit. If neither you nor anyone else claims an exemption for the dependent, only the dependent can include any expenses you paid when figuring an education credit.

Expenses paid by others. Someone other than you, your spouse, or your dependent (such as a relative or former spouse) may make a payment directly to an eligible educational institution to pay for an eligible student's qualified education expenses. In this case, the student is treated as receiving the payment from the other person and, in turn, paying the institution. If you claim an exemption on your tax return for the student, you are considered to have paid the expenses.

Example. In 2005, Ms. Allen makes a payment directly to an eligible educational institution for her grandson Todd's qualified education expenses. For purposes of claiming an education credit, Todd is treated as receiving the money as a gift from his grandmother and, in turn, paying his qualified education expenses himself.

Unless an exemption for Todd is claimed on someone else's return, only Todd can use the payment to claim an education credit.

If anyone, such as Todd's parents, claims an exemption for Todd on his or her tax return, whoever claims the exemption may be able to use the expenses to claim an education credit. If anyone else claims an exemption for Todd, Todd cannot claim an education credit.

Tuition reduction. When an eligible educational institution provides a reduction in tuition to an employee of the institution (or spouse or dependent child of an employee), the amount of the reduction may or may not be taxable. If it is taxable, the employee is treated as receiving a payment of that amount and, in turn, paying it to the educational institution on behalf of the student. For more information on tuition reductions, see *Qualified Tuition Reduction* in chapter 1 of Publication 970.

Effect of the Amount of Your Income on the Amount of Your Credit

The amount of your education credit is phased out (gradually reduced) if your MAGI is between \$43,000 and \$53,000 (\$87,000 and \$107,000 if you file a joint return). You cannot claim an education credit if your MAGI is \$53,000 or more (\$107,000 or more if you file a joint return).

Modified adjusted gross income (MAGI). For most taxpayers, MAGI is adjusted gross income (AGI) as figured on their federal income tax return.

MAGI when using Form 1040A. If you file Form 1040A, your MAGI is the AGI on line 22 of that form.

MAGI when using Form 1040. If you file Form 1040, your MAGI is the AGI on line 38 of that form, modified by adding back any:

1. Foreign earned income exclusion,
2. Foreign housing exclusion,
3. Exclusion of income for *bona fide* residents of American Samoa, and
4. Exclusion of income from Puerto Rico.

Phaseout. If your MAGI is within the range of incomes where the credit must be reduced, you will figure your reduced credit using lines 7–13 of Form 8863.

When Must the Credit Be Repaid (Recaptured)

If, after you file your 2005 tax return, you or someone else receives tax-free educational assistance for, or a refund of, an expense you used to figure an education credit on that return, you may have to repay all or part of the credit. You must refigure your education credit(s) for 2005 as if the assistance or refund was received in 2005. Subtract the amount of the refigured credit from the amount of the credit you claimed. The result is the amount you must repay. You add the repayment (recapture) to your tax liability for the year in which you receive the assistance or refund (see the instructions for your tax return for that year). Your original 2005 tax return does not change.

Information for Only the Hope Credit

You may be able to claim a Hope credit of up to \$1,500 for qualified education expenses paid for each eligible student.

Who Is an Eligible Student

To claim the Hope credit, the student for whom you pay qualified education expenses must be an eligible student. This is a student who meets all of the following requirements.

1. The student did not have expenses that were used to figure a Hope credit in any 2 earlier tax years.
2. The student had not completed the first 2 years of postsecondary education (generally, the freshman and sophomore years of college) before 2005.
3. For at least one academic period beginning in 2005, the student was enrolled at least half-time in a program leading to a degree, certificate, or other recognized educational credential.
4. The student was free of any federal or state felony conviction for possessing or distributing a controlled substance as of the end of 2005.

Completion of first 2 years. A student who was awarded 2 years of academic credit for postsecondary work completed before 2005 has completed the first 2 years of postsecondary education. This student generally would not be an eligible student for purposes of the Hope credit.

Exception. Any academic credit awarded solely on the basis of the student's performance on proficiency examinations is disregarded in determining whether the student has completed 2 years of postsecondary education.

Enrolled at least half-time. A student was enrolled at least half-time if the student was taking at least half the normal full-time work load for his or her course of study.

The standard for what is half of the normal full-time work load is determined by each eligible educational institution. However, the standard may not be lower than any of those established by the Department of Education under the Higher Education Act of 1965.

Example 1. Marty graduated from high school in June 2004. In September, he enrolled in an undergraduate degree program at College U, and attended full time for both the 2004 Fall and 2005 Spring semesters. For the 2005 Fall semester, Marty was enrolled less than half-time. Because Marty was enrolled in an undergraduate degree program on at least a half-time basis for at least one academic period that began during 2004 and at least one academic period that began during 2005, he is an eligible student for tax years 2004 and 2005 (including the 2005 Fall semester when he enrolled at College U on less than a half-time basis).

Example 2. After taking classes at College V on a half-time basis for the 2004 Spring and Fall semesters, Sharon became a full-time student for the 2005 Spring semester. College V classified Sharon as a second-semester sophomore for the 2005 Spring semester and as a first-semester junior for the 2005 Fall semester. Because College V did not classify Sharon as having completed the first two years of postsecondary education as of the beginning of 2005, Sharon is an eligible student for tax year 2005. Therefore, the qualified education expenses paid for the 2005 Spring semester and the 2005 Fall semester are taken into account in calculating any Hope credit for 2005.

Example 3. During the 2004 Fall semester, Luis was a high school student who took classes on a half-time basis at College X. Luis was not enrolled as part of a degree program at College X because College X only admits students to a degree program if they have a high school diploma or equivalent. Because Luis was not enrolled in a degree program at College X during 2004, Luis was not an eligible student for tax year 2004.

Example 4. The facts are the same as in *Example 3*. During the 2005 Spring semester, Luis again attended College X but not as part of a degree program. Luis graduated from high school in June 2005. For the 2005 Fall semester, Luis enrolled as a full-time student in College X as part of a degree program, and College X awarded Luis credit for his prior coursework at College X. Because Luis was enrolled in a degree program at College X for the 2005 Fall term on at least a half-time basis, Luis is an eligible student for all of tax year 2005. Therefore, the qualified education expenses paid for classes taken at College X during both the 2005 Spring semester (during which Luis was not enrolled in a degree program) and the 2005 Fall semester are taken into account in computing any Hope credit.

Example 5. Diana graduated from high school in June 2003. In January 2004, Diana enrolled in a one-year postsecondary certificate program on a full-time basis to obtain a certificate as a travel agent. Diana completed the program in December 2004, and was awarded a certificate. In January 2005, she enrolled in a one-year postsecondary certificate program on a full-time basis to obtain a certificate as a computer programmer. Diana is an eligible student for both tax years 2004 and 2005 because she meets the degree requirement, the work load requirement, and the year of study requirement for those years.

Figuring the Credit

The amount of the Hope credit (per eligible student) is the sum of:

1. 100% of the first \$1,000 of qualified education expenses you paid for the eligible student, and
2. 50% of the next \$1,000 of qualified education expenses you paid for that student.

The maximum amount of Hope credit you can claim in 2005 is \$1,500 times the number of eligible students. You can claim the full \$1,500

for each eligible student for whom you paid at least \$2,000 of qualified education expenses. However, the credit may be reduced based on your MAGI. See *Effect of the Amount of Your Income on the Amount of Your Credit*, earlier.

Example. Jon and Karen Frost are married and file a joint tax return. For 2005, they claim an exemption for their dependent daughter on their tax return. Their MAGI is \$70,000. Their daughter is in her sophomore (second) year of studies at the local university. Jon and Karen paid qualified education expenses of \$4,300 in 2005.

Jon and Karen, their daughter, and the local university meet all of the requirements for the Hope credit. Jon and Karen can claim a \$1,500 Hope credit in 2005. This is 100% of the first \$1,000 of qualified education expenses, plus 50% of the next \$1,000.

Form 1098-T. To help you figure your Hope credit, you should receive Form 1098-T. Generally, an eligible educational institution (such as a college or university) must send Form 1098-T (or acceptable substitute) to each enrolled student by January 31, 2006.

Claiming the Credit

You claim the Hope credit by completing Parts I and III of Form 8863 and submitting it with your Form 1040 or 1040A. Enter the credit on Form 1040, line 50, or on Form 1040A, line 31. An illustrated example using Form 8863 appears at the end of this chapter.

Information for Only the Lifetime Learning Credit

You may be able to claim a lifetime learning credit of up to \$2,000 for qualified education expenses paid for all students enrolled in eligible educational institutions.

Who Is an Eligible Student

For purposes of the lifetime learning credit, an eligible student is a student who is enrolled in one or more courses at an eligible educational institution.

Figuring the Credit

The amount of the lifetime learning credit is 20% of the first \$10,000 of qualified education expenses you paid for all eligible students. The maximum amount of lifetime learning credit you can claim for 2005 is \$2,000 (20% × \$10,000). However, that amount may be reduced based on your MAGI. See *Effect of the Amount of Your Income on the Amount of Your Credit*, earlier.

Example. Bruce and Toni are married and file a joint tax return. For 2005, their MAGI is \$75,000. Toni is attending a local college (an eligible educational institution) to earn credits toward a degree in nursing. She already has a bachelor's degree in history and wants to become a nurse. In August 2005, Toni paid \$6,000

of qualified education expenses for her Fall 2005 semester. Bruce and Toni can claim a \$1,200 (20% × \$6,000) lifetime learning credit on their 2005 joint tax return.

Form 1098-T. To help you figure your lifetime learning credit, you should receive Form 1098-T. Generally, an eligible educational institution (such as a college or university) must send Form 1098-T (or acceptable substitute) to each enrolled student by January 31, 2006.

Claiming the Credit

You claim the lifetime learning credit by completing Parts II and III of Form 8863 and submitting it with your Form 1040 or 1040A. Enter the credit on Form 1040, line 50, or Form 1040A, line 31. An illustrated example using Form 8863 is shown at the end of this chapter.

Illustrated Example

Dave and Valerie Jones are married and file a joint tax return. For 2005, they claim exemptions for their two dependent children on their tax return. Their modified adjusted gross income is \$90,000. Their tax, before credits, is \$9,956. Their son, Sean, will receive his bachelor's degree in psychology from the state college in May 2006. Their daughter, Corey, enrolled full-time at that same college in August 2004, to begin working on her bachelor's degree in physical education. In July 2005, Dave and Valerie paid \$2,200 in tuition costs for each child for the Fall 2005 semester. In December 2005, they also paid \$2,600 of tuition for each child for the Spring 2006 semester that begins in January.

Dave and Valerie, their children, and the college meet all of the requirements for the higher education credits. Because Sean is beyond the second (sophomore) year of his postsecondary education, his expenses do not qualify for the Hope credit. But, amounts paid for Sean's expenses in 2005 for academic periods beginning in 2005 and the first 3 months of 2006 qualify for the lifetime learning credit. Corey is in her first two (freshman and sophomore) years of postsecondary education, and expenses paid for her in 2005, for academic periods beginning in 2005 and January 2006, qualify for the Hope credit.

Dave and Valerie figure their tentative education credits for 2005, \$2,460, as shown in the completed Form 8863. They cannot claim the full amount because their modified adjusted gross income is more than \$87,000. They carry the amount from line 19 of Form 8863, \$2,091, to line 50 of Form 1040, and they attach the Form 8863 to their return.

Education Credits
(Hope and Lifetime Learning Credits)

▶ See instructions.
 ▶ Attach to Form 1040 or Form 1040A.

Name(s) shown on return *Dave and Valerie Jones* Your social security number *987 00 6543*

Caution: You **cannot** take both an education credit and the tuition and fees deduction (Form 1040, line 27, or Form 1040A, line 19) for the **same student** in the same year.

Part I Hope Credit. Caution: You **cannot** take the Hope credit for more than **2** tax years for the **same student**.

1	(a) Student's name (as shown on page 1 of your tax return) First name Last name	(b) Student's social security number (as shown on page 1 of your tax return)	(c) Qualified expenses (see instructions). Do not enter more than \$2,000 for each student.	(d) Enter the smaller of the amount in column (c) or \$1,000	(e) Subtract column (d) from column (c)	(f) Enter one-half of the amount in column (e)
	<i>Corey Jones</i>	<i>137 00 9642</i>	<i>2,000</i>	<i>1,000</i>	<i>1,000</i>	<i>500</i>
2	Add the amounts in columns (d) and (f)					<i>500</i>
3	Tentative Hope credit. Add the amounts on line 2, columns (d) and (f). If you are taking the lifetime learning credit for another student, go to Part II; otherwise, go to Part III ▶					<i>1,500</i>

Part II Lifetime Learning Credit

4	(a) Student's name (as shown on page 1 of your tax return) First name Last name	(b) Student's social security number (as shown on page 1 of your tax return)	(c) Qualified expenses (see instructions)
	<i>Sean Jones</i>	<i>246 00 9731</i>	<i>4,800</i>
5	Add the amounts on line 4, column (c), and enter the total		
6	Enter the smaller of line 5 or \$10,000		
7	Tentative lifetime learning credit. Multiply line 6 by 20% (.20) and go to Part III ▶		

Part III Allowable Education Credits

8	Tentative education credits. Add lines 3 and 7	<i>2,460</i>
9	Enter: \$105,000 if married filing jointly; \$52,000 if single, head of household, or qualifying widow(er)	<i>105,000</i>
10	Enter the amount from Form 1040, line 37*, or Form 1040A, line 22	<i>88,000</i>
11	Subtract line 10 from line 9. If zero or less, stop ; you cannot take any education credits	<i>17,000</i>
12	Enter: \$20,000 if married filing jointly; \$10,000 if single, head of household, or qualifying widow(er)	<i>20,000</i>
13	If line 11 is equal to or more than line 12, enter the amount from line 8 on line 14 and go to line 15. If line 11 is less than line 12, divide line 11 by line 12. Enter the result as a decimal (rounded to at least three places)	<i>× .850</i>
14	Multiply line 8 by line 13 ▶	<i>2,091</i>
15	Enter the amount from Form 1040, line 45, or Form 1040A, line 28	<i>9,956</i>
16	Enter the total, if any, of your credits from Form 1040, lines 46 through 48, or Form 1040A, lines 29 and 30	<i>-0-</i>
17	Subtract line 16 from line 15. If zero or less, stop ; you cannot take any education credits ▶	<i>9,956</i>
18	Education credits. Enter the smaller of line 14 or line 17 here and on Form 1040, line 49, or Form 1040A, line 31 ▶	<i>2,091</i>

* If you are filing Form 2555, 2555-EZ, or 4563 or you are excluding income from Puerto Rico, see Pub. 970 for the amount to enter.

36.

Earned Income Credit

What's New

Qualifying child. There are some changes to the definition of qualifying child. A qualifying child can include your eligible foster child, your brother, or your sister, whether or not you care for them as you would your own child. See *Rule 8*.

If you and someone else have the same qualifying child, only one of you can use that child to claim the following tax benefits: the child's exemption, the child tax credit, head of household filing status, the credit for child and dependent care expenses, and the EIC. The other person cannot take any of these five tax benefits unless he or she has a different qualifying child. For details, see *Rule 9*.

Earned income amount is more. The maximum amount of income you can earn and still get the credit has increased. You may be able to take the credit if:

- You have more than one qualifying child and you earned less than \$35,263 (\$37,263 if married filing jointly),
- You have one qualifying child and you earned less than \$31,030 (\$33,030 if married filing jointly), or
- You do not have a qualifying child and you earned less than \$11,750 (\$13,750 if married filing jointly).

Your adjusted gross income also must be less than the amount in the above list that applies to you. For details, see *Rules 1* and *15*.

Katrina Emergency Tax Relief Act of 2005. This Act provides tax relief for persons affected by Hurricane Katrina. Under the Act, you may be able to figure your 2005 EIC using your 2004 earned income if your 2005 earned income is less than your 2004 earned income.

You may also be able to claim a student as a qualifying child even if he or she was prevented from completing the normal school term. See Publication 4492.

Investment income amount is more. The maximum amount of investment income you can have and still get the credit has increased to \$2,700. See *Rule 6*.

Form 8836. If you received Form 8836, Qualifying Children Residency Statement, you have been selected to participate in the EIC certification pilot program. File the form with the IRS, following the form instructions, to show that your child met the residency test described in *Rule 8*. If you did not receive the form, you do not need to get it or file it. You have to file Form 8836 only if it was mailed to you.

Reminders

Increased EIC on certain joint returns. A married person filing a joint return may get more EIC than someone with the same income but a different filing status. As a result, the EIC table has different columns for married persons filing jointly than for everyone else. When you look up your EIC in the EIC Table, be sure to use the correct column for your filing status and the number of children you have.

Advance payment of the earned income credit in your paycheck. If you expect to qualify for the earned income credit in 2006, you can receive part of it in each paycheck throughout the year. See *Advance Earned Income Credit*, later, for more information.

Online help. You can use the EITC Assistant at www.irs.gov/eitc to find out if you are eligible for the credit. The EITC Assistant is available in English and Spanish.

EIC questioned by IRS. The IRS may ask you to provide documents to prove you are entitled to claim the EIC. We will tell you what documents to send us. These may include: birth certificates, school records, medical records, etc. We will also send you a letter with the name, address, and telephone number of the IRS employee assigned to your case. The process of establishing your eligibility will delay your refund.

Introduction

The earned income credit (EIC) is a tax credit for certain people who work and have less than \$37,263 of earned income. A tax credit usually means more money in your pocket. It reduces the amount of tax you owe. The EIC may also give you a refund.

How do you get the earned income credit? To claim the EIC, you must:

1. Qualify by meeting certain rules, and
2. File a tax return, even if you:
 - a. Do not owe any tax,
 - b. Did not earn enough money to file a return, or
 - c. Did not have income taxes withheld from your pay.

When you complete your return, you can figure your EIC by using a worksheet in the instructions for Form 1040, Form 1040A, or Form 1040EZ. Or, if you prefer, you can let the IRS figure the credit for you.

How will this chapter help you?

This chapter will explain the following:

- The rules you must meet to qualify for the EIC,
- How to figure the EIC, and
- How to get advance payment of the EIC in your paycheck.

Useful Items

You may want to see:

Publication

- ❑ **596** Earned Income Credit (EIC)

Form (and Instructions)

- ❑ **Schedule EIC** Earned Income Credit (Qualifying Child Information)
- ❑ **W-5** Earned Income Credit Advance Payment Certificate
- ❑ **8862** Information To Claim Earned Income Credit After Disallowance

Do You Qualify for the Credit?

To qualify to claim the EIC, you must first meet all of the rules explained in Part A, *Rules for Everyone*. Then you must meet the rules in Part B, *Rules If You Have a Qualifying Child*, or Part C, *Rules If You Do Not Have a Qualifying Child*. There is one final rule you must meet in Part D, *Figuring and Claiming the EIC*. You qualify for the credit if you meet all the rules in each part that applies to you.

- If you have a qualifying child, the rules in *Parts A, B, and D* apply to you.
- If you do not have a qualifying child, the rules in *Parts A, C, and D* apply to you.

Table 36-1, Earned Income Credit in a Nutshell. Use Table 36-1 as a guide to *Parts A, B, C, and D*. The table is a summary of all the rules in each part.

Do you have a qualifying child? You have a qualifying child only if you have a child who meets the three tests described in *Rule 8* and illustrated in Figure 36-1.

If Improper Claim Made in Prior Year

If your EIC for any year after 1996 was denied or reduced for any reason other than a math or clerical error, you must attach a completed Form 8862 to your next tax return to claim the EIC. You must also qualify to claim the EIC by meeting the rules described in this chapter.

However, if your EIC was denied or reduced as a result of a math or clerical error, do not attach Form 8862 to your next tax return. For example, if your arithmetic is incorrect, the IRS can correct it. If you do not provide a correct social security number, the IRS can deny the EIC. These kinds of errors are called math or clerical errors.

If your EIC for any year after 1996 was denied and it was determined that your error was due to reckless or intentional disregard of the EIC rules, then you cannot claim the EIC for the next 2 years. If your error was due to fraud, then you cannot claim the EIC for the next 10 years.

More information. See chapter 5 in Publication 596 for more detailed information about the disallowance period and Form 8862.

Table 36-1. Earned Income Credit in a Nutshell

First, you must meet all the rules in this column.		Second, you must meet all the rules in <i>one</i> of these columns, whichever applies.		Third, you must meet the rule in this column.
Part A. Rules for Everyone		Part B. Rules If You Have a Qualifying Child	Part C. Rules If You Do Not Have a Qualifying Child	Part D. Figuring and Claiming the EIC
<p>1. Your adjusted gross income (AGI) must be less than:</p> <ul style="list-style-type: none"> •\$35,263 (\$37,263 for married filing jointly) if you have more than one qualifying child, •\$31,030 (\$33,030 for married filing jointly) if you have one qualifying child, or •\$11,750 (\$13,750 for married filing jointly) if you do not have a qualifying child. 	<p>2. You must have a valid social security number.</p> <p>3. Your filing status cannot be "Married filing separately."</p> <p>4. You must be a U.S. citizen or resident alien all year.</p> <p>5. You cannot file Form 2555 or Form 2555-EZ (relating to foreign earned income).</p> <p>6. Your investment income must be \$2,700 or less.</p> <p>7. You must have earned income.</p>	<p>8. Your child must meet the relationship, age, and residency tests.</p> <p>9. Your qualifying child cannot be used by more than one person to claim the EIC.</p> <p>10. You cannot be a qualifying child of another person.</p>	<p>11. You must be at least age 25 but under age 65.</p> <p>12. You cannot be the dependent of another person.</p> <p>13. You cannot be a qualifying child of another person.</p> <p>14. You must have lived in the United States more than half of the year.</p>	<p>15. Your earned income must be less than:</p> <ul style="list-style-type: none"> •\$35,263 (\$37,263 for married filing jointly) if you have more than one qualifying child, •\$31,030 (\$33,030 for married filing jointly) if you have one qualifying child, or •\$11,750 (\$13,750 for married filing jointly) if you do not have a qualifying child.

Part A. Rules for Everyone

This part of the chapter discusses *Rules 1* through *7*. You must meet all seven rules to qualify for the earned income credit. If you do not meet all seven rules, you cannot get the credit and you do not need to read the rest of the chapter.

If you meet all seven rules in this part, then read either *Part B* or *Part C* (whichever applies) for more rules you must meet.

Rule 1. Your AGI Must Be Less Than:

- \$35,263 (\$37,263 for married filing jointly) if you have more than one qualifying child,
- \$31,030 (\$33,030 for married filing jointly) if you have one qualifying child, or
- \$11,750 (\$13,750 for married filing jointly) if you do not have a qualifying child.

Adjusted gross income (AGI). AGI is the amount on line 38 (Form 1040), line 22 (Form 1040A), or line 4 (Form 1040EZ). If your AGI is equal to or more than the applicable limit listed above, you cannot claim the EIC.

Example. Your AGI is \$32,500, you are single, and you have one qualifying child. You cannot claim the EIC because your AGI is not less than \$31,030. However, if your filing status was married filing jointly, you might be able to claim the EIC because your AGI is less than \$33,030.

Community property. If you are married, but qualify to file as head of household under special rules for married taxpayers living apart (see *Rule 3*), and live in a state that has community property laws, your AGI includes that portion of both your and your spouse's wages that you are required to include in gross income. This is

different from the community property rules that apply under *Rule 7*.

Rule 2. You Must Have a Valid Social Security Number (SSN)

To claim the EIC, you (and your spouse if filing a joint return) must have a valid SSN issued by the Social Security Administration (SSA). Any qualifying child listed on Schedule EIC also must have a valid SSN. (See *Rule 8* if you have a qualifying child.)

If your social security card (or your spouse's if filing a joint return) says "Not valid for employment" and your SSN was issued so that you (or your spouse) could get a federally funded benefit, you cannot get the EIC. An example of a federally funded benefit is Medicaid.

If you have a card with the legend "Not valid for employment" and your immigration status has changed so that you are now a U.S. citizen or permanent resident, ask the SSA for a new social security card without the legend.

U. S. citizen. If you were a U. S. citizen when you received your SSN, you have a valid SSN.

Valid for work only with INS or DHS authorization. If your social security card reads "Valid for work only with INS authorization," or "Valid for work only with DHS authorization," you have a valid SSN.

SSN missing or incorrect. If an SSN for you or your spouse is missing from your tax return or is incorrect, you may not get the EIC.

Other taxpayer identification number. You cannot get the EIC if, instead of an SSN, you (or your spouse if filing a joint return) have an individual taxpayer identification number (ITIN). ITINs are issued by the Internal Revenue Service to noncitizens who cannot get an SSN.

No SSN. If you do not have a valid SSN, put "No" next to line 66a (Form 1040), line 41a

(Form 1040A), or line 8a (Form 1040EZ). You cannot claim the EIC.

Getting an SSN. If you (or your spouse if filing a joint return) do not have an SSN, you can apply for one by filing Form SS-5, Application for a Social Security Card, with the Social Security Administration.

Filing deadline approaching and still no SSN. If the filing deadline is approaching and you still do not have an SSN, you have two choices.

1. Request an automatic 6-month extension of time to file your return. You can get this extension by filing Form 4868, Application for Automatic Extension of Time to File U.S. Individual Income Tax Return. For more information, see chapter 1.
2. File the return on time without claiming the EIC. After receiving the SSN, file an amended return (Form 1040X, Amended U.S. Individual Income Tax Return) claiming the EIC. Attach a filled-in Schedule EIC if you have a qualifying child.

Rule 3. Your Filing Status Cannot Be Married Filing Separately

If you are married, you usually must file a joint return to claim the EIC. Your filing status cannot be "Married filing separately."

Spouse did not live with you. If you are married and your spouse did not live in your home at any time during the last 6 months of the year, you may be able to file as head of household, instead of married filing separately. In that case, you may be able to claim the EIC. For detailed information about filing as head of household, see chapter 2.

Rule 4. You Must Be a U.S. Citizen or Resident Alien All Year

You cannot claim the earned income credit if you are a nonresident alien for any part of the year, unless:

1. You are married to a U.S. citizen or a resident alien, and
2. You choose to be treated as a resident for all of 2005 by filing a joint return. If you need more information on making this choice, see Publication 519, U.S. Tax Guide for Aliens.

Note. If you make the choice in (2) above, you and your spouse are taxed on your worldwide income. You cannot claim any tax treaty benefits as a resident of a foreign country during a tax year in which the choice is in effect.

Rule 5. You Cannot File Form 2555 or Form 2555-EZ

You cannot claim the earned income credit if you file Form 2555, Foreign Earned Income, or Form 2555-EZ, Foreign Earned Income Exclusion. You file these forms to exclude income earned in foreign countries from your gross income, or to deduct or exclude a foreign housing amount. U.S. possessions are not foreign countries. See Publication 54, Tax Guide for U.S. Citizens and Resident Aliens Abroad, for more detailed information.

Rule 6. Your Investment Income Must Be \$2,700 or Less

You cannot claim the earned income credit unless your investment income is \$2,700 or less. If your investment income is more than \$2,700, you cannot claim the credit. For most people, investment income is the total of the following amounts.

- Taxable interest (line 8a of Form 1040 or 1040A).
- Tax-exempt interest (line 8b of Form 1040 or 1040A).
- Dividend income (line 9a of Form 1040 or 1040A).
- Capital gain net income (line 13 of Form 1040, if more than zero, or line 10 of Form 1040A).

If you file Form 1040EZ, your investment income is the total of the amount of line 2 and the amount of any tax-exempt interest you wrote to the right of the words "Form 1040EZ" on line 2.

However, if you are reporting income or loss from the rental of personal property on Form 1040, line 21, or are filing Schedule E (Form 1040), Form 8814, or Form 4797, see *Rule 6* in chapter 1 of Publication 596 for more information.

Rule 7. You Must Have Earned Income

This credit is called the earned income credit because, to qualify, you must work and have earned income. If you are married and file a joint return, you meet this rule if at least one spouse works and has earned income. If you are an employee, earned income includes all the taxable income you get from your employer. If you are self-employed or a statutory employee, you will figure your earned income on EIC Worksheet B in the instructions for Form 1040.

Earned Income

Earned income includes all of the following types of income.

1. Wages, salaries, tips, and other taxable employee pay. Employee pay is earned income only if it is taxable. Nontaxable employee pay, such as certain dependent care benefits and adoption benefits, is not earned income. But there is an exception for nontaxable combat pay, which you can choose to include in earned income, as explained below.
2. Net earnings from self-employment.
3. Gross income received as a statutory employee.

Wages, salaries, and tips. Wages, salaries, and tips you receive for working are reported to you on Form W-2, box 1. You should report these on line 1 (Form 1040EZ) or line 7 (Forms 1040A and 1040).

Nontaxable combat pay election. You can elect to have your nontaxable combat pay included in earned income for the earned income credit. Electing to include nontaxable combat pay in earned income may increase or decrease your EIC. Figure the credit with and without your nontaxable combat pay before making the election. If you make the election, you must include in earned income all nontaxable combat pay you received. If you are filing a joint return and both you and your spouse received nontaxable combat pay, you can each make your own election. The amount of your nontaxable combat pay should be shown on your Form W-2, in box 12, with code Q.

Self-employed persons and statutory employees. If you are self-employed or received income as a statutory employee, you must use the Form 1040 instructions to see if you qualify to get the EIC.

Approved Form 4361 or Form 4029

This section is for persons who have an approved:

- Form 4361, Application for Exemption from Self-Employment Tax for Use by Ministers, Members of Religious Orders, and Christian Science Practitioners, or
- Form 4029, Application for Exemption from Social Security and Medicare Taxes and Waiver of Benefits.

Each approved form exempts certain income from social security taxes. Each form is dis-

cussed in this section in terms of what is or is not earned income for purposes of the EIC.

Form 4361. Even if you have an approved Form 4361, amounts you received for performing ministerial duties as an employee count as earned income. This includes wages, salaries, tips, and other taxable employee compensation. Amounts you received for performing ministerial duties, but not as an employee, do not count as earned income. Examples include fees for performing marriages and honoraria for delivering speeches.

Form 4029. Even if you have an approved Form 4029, all wages, salaries, tips, and other taxable employee compensation count as earned income. However, amounts you received as a self-employed individual do not count as earned income. Also, in figuring earned income, do not subtract losses on Schedule C, C-EZ, or F from wages on line 7 of Form 1040.

Disability Benefits

If you retired on disability, benefits you receive under your employer's disability retirement plan are considered earned income until you reach minimum retirement age. Minimum retirement age generally is the earliest age at which you could have received a pension or annuity if you were not disabled. You must report your taxable disability payments on line 7 of either Form 1040 or Form 1040A until you reach minimum retirement age.

Beginning on the day after you reach minimum retirement age, payments you receive are taxable as a pension and are not considered earned income. Report taxable pension payments on Form 1040, lines 16a and 16b (or Form 1040A, lines 12a and 12b).

Disability insurance payments. Payments you received from a disability insurance policy that you paid the premiums for are not earned income. It does not matter whether you have reached minimum retirement age. If this policy is through your employer, the amount may be shown in box 12 of your Form W-2 with code "J."

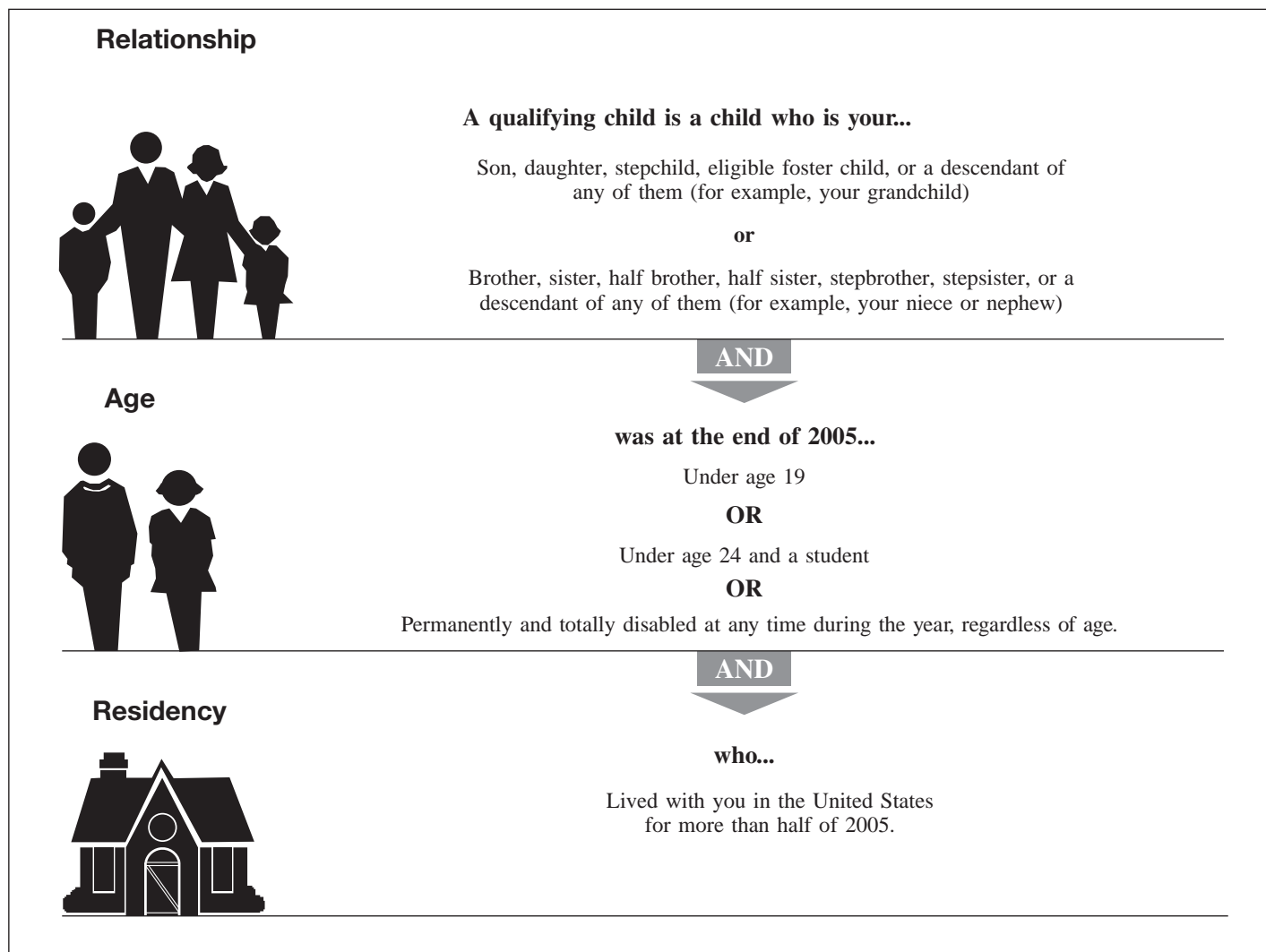
Income That Is Not Earned Income

Examples of items that are not earned income include interest and dividends, pensions and annuities, social security and railroad retirement benefits (including disability benefits), alimony and child support, welfare benefits, workers' compensation benefits, unemployment compensation (insurance), nontaxable foster care payments, and veterans' benefits, including VA rehabilitation payments. Do not include any of these items in your earned income.

Earnings while an inmate. Amounts received for work performed while an inmate in a penal institution are not earned income when figuring the earned income credit. This includes amounts for work performed while in a work release program or while in a halfway house.

Workfare payments. Nontaxable workfare payments are not earned income for the EIC. These are cash payments certain people receive from a state or local agency that administers public assistance programs funded under the federal Temporary Assistance for Needy Families (TANF) program in return for certain work activities such as (1) work experience ac-

Figure 36-1. Tests for Qualifying Child



tivities (including remodeling or repairing public housing) if sufficient private sector employment is not available, or (2) community service program activities.

Community property. If you are married, but qualify to file as head of household under special rules for married taxpayers living apart (see *Rule 3*), and live in a state that has community property laws, your earned income for the EIC does not include any amount earned by your spouse that is treated as belonging to you under those laws. That amount is not earned income for the EIC, even though you must include it in your gross income on your income tax return. Your earned income includes the entire amount you earned, even if part of it is treated as belonging to your spouse under your state's community property laws.

Nontaxable military pay. Nontaxable pay for members of the Armed Forces is not considered earned income for the EIC. Examples of nontaxable military pay are combat pay, the Basic Allowance for Housing (BAH), and the Basic Allowance for Subsistence (BAS). See Publication 3, *Armed Forces' Tax Guide*, for more information.

TIP **Combat pay.** You can elect to have your nontaxable combat pay considered earned income for the EIC. See Nontaxable combat pay election, *earlier*.

Part B. Rules If You Have a Qualifying Child

If you have met all of the rules in *Part A*, read *Part B* to see if you have a qualifying child.

Part B discusses *Rules 8* through *10*. You must meet all three of these rules, in addition to the rules in *Parts A* and *D*, to qualify for the earned income credit with a qualifying child.

You must file Form 1040 or Form 1040A to claim the EIC with a qualifying child. (You cannot file Form 1040EZ). You also must complete Schedule EIC and attach it to your return. If you meet all the rules in *Part A* and this part, read *Part D* to find out what to do next.



If you do not meet Rule 8, you do not have a qualifying child. Read Part C to find out if you can get the earned income credit without a qualifying child.

Rule 8. Your Child Must Meet the Relationship, Age, and Residency Tests

Your child is a qualifying child if your child meets three tests. The three tests are:

1. Relationship,
2. Age, and
3. Residency.

The three tests are illustrated in Figure 36-1. The paragraphs that follow contain more information about each test.

Relationship Test

To be your qualifying child, a child must be your:

- Son, daughter, stepchild, eligible foster child, or a descendant of any of them (for example, your grandchild), or
- Brother, sister, half brother, half sister, stepbrother, stepsister, or a descendant of any of them (for example, your niece or nephew).

The following definitions clarify the relationship test.

Adopted child. An adopted child is always treated as your own child. The term “adopted child” includes a child who was lawfully placed with you for legal adoption.

Eligible foster child. For the EIC, a person is your eligible foster child if the child is placed with you by an authorized placement agency or by judgement, decree, or other order of any court of competent jurisdiction. An authorized placement agency includes a state or local government agency. It also includes a tax-exempt organization licensed by a state. In addition, it includes an Indian tribal government or an organization authorized by an Indian tribal government to place Indian children.

Example. Debbie, who is 12 years old, was placed in your care 2 years ago by an authorized agency responsible for placing children in foster homes. Debbie is your eligible foster child.

Married child. If your child was married at the end of the year, he or she does not meet the relationship test unless either of these two situations applies to you:

1. You can claim the child’s exemption, or
2. The reason you cannot claim the child’s exemption is that you gave that right to your child’s other parent under the *Special rule for divorced or separated parents*, described later.

Age Test

Your child must be:

1. Under age 19 at the end of 2005,
2. A full-time student under age 24 at the end of 2005, or
3. Permanently and totally disabled at any time during 2005, regardless of age.

The following example and definitions clarify the age test.

Example. Your son turned 19 on December 10. Unless he was disabled or a full-time student, he is not a qualifying child because, at the end of the year, he was not under age 19.

Full-time student. A full-time student is a student who is enrolled for the number of hours or courses the school considers to be full-time attendance.

Student defined. To qualify as a student, your child must be, during some part of each of any 5 calendar months during the calendar year:

1. A full-time student at a school that has a regular teaching staff, course of study, and regularly enrolled student body, or
2. A student taking a full-time, on-farm training course given by a school described in (1), or a state, county, or local government.

The 5 calendar months need not be consecutive.

School defined. A school can be an elementary school, junior or senior high school, college, university, or technical, trade, or mechanical school. However, on-the-job train-

ing courses, correspondence schools, and Internet schools do not count as schools for the EIC.

Vocational high school students. Students who work on co-op jobs in private industry as a part of a school’s regular course of classroom and practical training are considered full-time students.

Permanently and totally disabled. Your child is permanently and totally disabled if both of the following apply.

1. He or she cannot engage in any substantial gainful activity because of a physical or mental condition.
2. A doctor determines the condition has lasted or can be expected to last continuously for at least a year or can lead to death.

Residency Test

Your child must have lived with you in the United States for more than half of 2005. The following definitions clarify the residency test.

United States. This means the 50 states and the District of Columbia. It does not include Puerto Rico or U.S. possessions such as Guam.

Homeless shelter. Your home can be any location where you regularly live. You do not need a traditional home. For example, if your child lived with you for more than half the year in one or more homeless shelters, your child meets the residency test.

Military personnel stationed outside the United States. U.S. military personnel stationed outside the United States on extended active duty are considered to live in the United States during that duty period for purposes of the EIC.

Extended active duty. Extended active duty means you are called or ordered to duty for an indefinite period or for a period of more than 90 days. Once you begin serving your extended active duty, you are still considered to have been on extended active duty even if you do not serve more than 90 days.

Birth or death of a child. A child who was born or died in 2005 is treated as having lived with you for all of 2005 if your home was the child’s home the entire time he or she was alive in 2005.

Temporary absences. Count time that you or your child is away from home on a temporary absence due to a special circumstance as time lived with you. Examples of a special circumstance include:

- Illness,
- School attendance,
- Detention in a juvenile facility,
- Business,
- Vacation, and
- Military service.

Kidnapped child. A kidnapped child is treated as living with you for more than half of the year if the child lived with you for more than half the

part of the year before the date of the kidnapping. The child must be presumed by law enforcement authorities to have been kidnapped by someone who is not a member of your family or your child’s family. This treatment applies for all years until the child is returned. However, the last year this treatment can apply is the earlier of:

1. The year there is a determination that the child is dead, or
2. The year the child would have reached age 18.

If your qualifying child has been kidnapped and meets these requirements, enter “KC,” instead of a number, on line 6 of Schedule EIC.

Social security number. Your qualifying child must have a valid social security number (SSN) unless the child was born and died in 2005. You cannot claim the EIC on the basis of a qualifying child if:

1. Your qualifying child’s SSN is missing from your tax return or is incorrect,
2. Your qualifying child’s social security card says “Not valid for employment” and was issued only for use in getting a federally funded benefit, or
3. Instead of an SSN, your qualifying child has:
 - a. An individual taxpayer identification number (ITIN), which is issued to a noncitizen who cannot get an SSN, or
 - b. An adoption taxpayer identification number (ATIN), which is issued to adopting parents who cannot get an SSN for the child being adopted until the adoption is final.

If you have two qualifying children and only one has a valid SSN, you can claim the EIC only on the basis of that child. For more information about SSNs, see *Rule 2*.

Rule 9. Your Qualifying Child Cannot Be Used By More Than One Person To Claim the EIC

Sometimes a child meets the rules to be a qualifying child of more than one person. However, only one person can treat that child as a qualifying child and claim the EIC using that child. The paragraphs that follow will help you decide who can claim the EIC when more than one person has the same qualifying child.

You can choose which person will claim the EIC. If you and someone else have the same qualifying child, you and the other person(s) can decide which of you, if otherwise eligible, will take all of the following tax benefits based on the qualifying child.

- The child’s exemption.
- The child tax credit.
- Head of household filing status.
- The credit for child and dependent care expenses.
- The EIC.

The other person cannot take any of these five tax benefits unless he or she has a different qualifying child.

If you and the other person(s) cannot agree and more than one person claims the EIC or the other tax benefits just listed using the same child, the tie-breaker rule (explained in Table 36-2) applies. However, the tie-breaker rule does not apply if the other person is your spouse and you file a joint return.



If a child is treated as the qualifying child of the noncustodial parent under the special rule for children of divorced or separated parents, described next, see Applying Rule 9 to divorced or separated parents, later.

If another person claims the EIC using this child. If your EIC is denied because your qualifying child is treated under this rule as the qualifying child of another person for 2005, you may be able to take the EIC using a different qualifying child, but you cannot take the EIC for people who do not have a qualifying child.

If the other person cannot claim the EIC. If you and someone else have the same qualifying child but the other person cannot claim the EIC because he or she is not eligible or his or her earned income or AGI is too high, you may be able to treat the child as a qualifying child. See *Example 5*. But also see *You can choose which person will claim the EIC*, earlier.

Example 1 – child lived with parent and grandparent. You and your 2-year-old son lived with your mother all year. You are 25 years old. Your only income was \$9,000 from a part-time job. Your mother's only income was \$20,000 from her job. Your son is a qualifying child of both you and your mother because he meets the relationship, age, and residency tests for both you and your mother. However, only one of you can treat him as a qualifying child to claim the EIC (and, if that person qualifies, the other tax benefits listed in *You can choose which person will claim the EIC*, earlier). You agree to let your mother claim him.

This means, if you do not claim your son as a qualifying child for the EIC or any of the other tax benefits listed in *You can choose which person will claim the EIC*, your mother can treat your son as a qualifying child to claim the EIC and any other tax benefit listed for which she qualifies.

Example 2 – child lived with parent and grandparent. The facts are the same as in *Example 1* except that you and your mother both claim your son as a qualifying child. In this case, you as the child's parent will be the only one allowed to claim your son as a qualifying child for the EIC and the other tax benefits listed in *You can choose which person will claim the EIC*. The IRS will disallow your mother's claim to the EIC and any other tax benefit listed, unless she has another qualifying child.

Example 3 – three children lived with parent and grandparent. The facts are the same as in *Example 1* except that you also have two other young children who are qualifying children of both you and your mother. Only one of you can claim each child as a qualifying child. However, you and your mother can split the three qualifying children between you. For example,

Table 36-2. When More Than One Person Claims EIC Using Same Child (Tie-Breaker Rule)

Caution: If a child is treated as the qualifying child of the noncustodial parent under the rules for divorced or separated parents, described later, see *Applying Rule 9 to divorced or separated parents*.

IF more than one person claims the same child as a qualifying child and . . .	THEN . . .
Only one of the persons is the child's parent	Only the parent can treat the child as a qualifying child.
Two of the persons are parents of the child, and they do not file a joint return together	Only the parent with whom the child lived the longest during the year can treat the child as a qualifying child.
Two of the persons are parents of the child, the child lived with each parent the same amount of time during the year, and the parents do not file a joint return together	Only the parent with the highest adjusted gross income (AGI) can treat the child as a qualifying child.
None of the persons are the child's parent	Only the person with the highest AGI can treat the child as a qualifying child.

you can use one child and your mother can use the other two.

Example 4 – parent is qualifying child of grandparent. The facts are the same as in *Example 1* except that you are only 18 years old. This means you are a qualifying child of your mother. Because of *Rule 10*, discussed next, you cannot claim the EIC. Only your mother may be able to treat your son as a qualifying child to claim the EIC. If your mother meets all the other requirements for claiming the EIC, she can treat both you and your son as qualifying children for the EIC.

Example 5 – parent can claim EIC because grandparent cannot. The facts are the same as in *Example 1* except that your mother earned \$50,000 from her job. Because your mother's earned income is too high for her to claim the EIC, only you can claim the EIC using your son.

Example 6 – separated parents. You, your husband, and your 10-year-old son lived together until August 1, 2005, when your husband moved out of the household. In August and September, your son lived with you. For the rest of the year, your son lived with your husband. Your son is a qualifying child of both you and your husband because your son lived with each of you for more than half the year and because he met the relationship and age tests for both of you. You and your husband are not divorced, legally separated, or separated under a written separation agreement, so the special rule for divorced or separated parents does not apply.

Your husband agrees to let you treat your son as a qualifying child. This means, if your husband does not claim your son as a qualifying child for the EIC or any of the other tax benefits listed in *You can choose which person will claim the EIC*, earlier, you can claim him as a qualifying child for the EIC and any other tax benefit listed for which you qualify.

Example 7 – separated parents. The facts are the same as in *Example 6* except that you and your husband both claim your son as a qualifying child. In this case, only your husband will be allowed to treat your son as a qualifying

child. This is because, during 2005, the boy lived with him longer than with you. You cannot claim the EIC for persons either with or without a qualifying child.

Example 8 – unmarried parents. You, your 5-year-old son, and your son's father lived together all year. You and your son's father are not married. Your son is a qualifying child of both you and his father because he meets the relationship, age, and residency tests for both you and his father. You earned \$8,000 and your son's father earned \$18,000. Neither of you had any other income. Your son's father agrees to let you treat the child as a qualifying child. This means, if your son's father does not claim your son as a qualifying child for the EIC or any of the other tax benefits listed in *You can choose which person will claim the EIC*, earlier, you can claim him as a qualifying child for the EIC and any other tax benefit listed for which you qualify.

Example 9 – unmarried parents. The facts are the same as in *Example 8* except that you and your son's father both claim your son as a qualifying child. In this case, only your son's father will be allowed to treat your son as a qualifying child. This is because his AGI, \$18,000, is more than your AGI, \$8,000. You cannot claim the EIC for persons either with or without a qualifying child.

Example 10 – child did not live with a parent. You and your 7-year-old niece, your sister's child, lived with your mother all year. You are 25 years old, and your only income was \$9,300 from a part-time job. Your mother's only income was \$15,000 from her job. Your niece is a qualifying child of both you and your mother because she meets the relationship, age, and residency tests for both you and your mother. However, only one of you can treat her as a qualifying child. Your mother agrees to let you treat the child as a qualifying child. This means, if your mother does not claim her as a qualifying child for the EIC or any of the other tax benefits listed in *You can choose which person will claim the EIC*, you can claim your niece as a qualifying child for the EIC and any other tax benefit listed for which you qualify.

Example 11 – child did not live with a parent. The facts are the same as in *Example 10* except that you and your mother both claim your niece as a qualifying child. In this case, only your mother will be allowed to treat your niece as a qualifying child. This is because your mother's AGI, \$15,000, is more than your AGI, \$9,300.

Special rule for divorced or separated parents. A child will be treated as the qualifying child of his or her noncustodial parent (for purposes of claiming an exemption, but not for EIC) if all of the following apply.

1. The parents:
 - a. Are divorced or legally separated under a decree of divorce or separate maintenance,
 - b. Are separated under a written separation agreement, or
 - c. Lived apart at all times during the last 6 months of the year.
2. The child received over half of his or her support for the year from the parents.
3. The child is in the custody of one or both parents for more than half of the year.
4. A decree of divorce or separate maintenance or written separation agreement that applies to 2005 provides that the noncustodial parent can claim the child as a dependent (and, in the case of a pre-1985 agreement, the noncustodial parent provides at least \$600 for the support of the child during the year) or the custodial parent signs a written declaration that he or she will not claim the child as a dependent for the year.

For details, see chapter 3. Also see, *Applying Rule 9 to divorced or separated parents*, later.

Applying Rule 9 to divorced or separated parents. If a child is treated as the qualifying child of the noncustodial parent under the special rule for children of divorced or separated parents described earlier, the noncustodial parent can claim an exemption and the child tax credit for the child but cannot claim the child as a qualifying child for head of household filing status, the credit for child and dependent care expenses, or the EIC. If the child is the qualifying child of more than one other person, only one of those persons can claim the child as a qualifying child for head of household filing status, the credit for child and dependent care expenses, and the EIC. No other person can claim any of these three tax benefits unless he or she has a different qualifying child. If you and any other person file a return claiming the child as a qualifying child for any of these three tax benefits, the IRS will disallow all but one of the claims using the tie-breaker rule in Table 36-2.

Rule 10. You Cannot Be a Qualifying Child of Another Person

You are a qualifying child of another person (your parent, guardian, foster parent, etc.) if all of the following statements are true.

1. You are that person's son, daughter, stepchild, grandchild, or eligible foster

child. Or, you are that person's brother, sister, half brother, half sister, stepbrother, or stepsister (or the child or grandchild of that person's brother, sister, half brother, half sister, stepbrother, or stepsister).

2. At the end of the year you were under age 19, or under age 24 and a full-time student, or any age if you were permanently and totally disabled at any time during the year.
3. You lived with that person in the United States for more than half of the year.

For more details about the tests to be a qualifying child, see *Rule 8*.

If you (or your spouse if filing a joint return) are a qualifying child of another person, you cannot claim the EIC. This is true even if the person for whom you are a qualifying child does not claim the EIC or meet all of the rules to claim the EIC. Put "No" beside line 66a (Form 1040) or line 41a (Form 1040A).

Example. You and your daughter lived with your mother all year. You are 22 years old and attended a trade school full time. You had a part-time job and earned \$5,700. You had no other income. Because you meet the relationship, age, and residency tests, you are a qualifying child of your mother. She can claim the EIC if she meets all the other requirements. Because you are your mother's qualifying child, you cannot claim the EIC. This is so even if your mother cannot or does not claim the EIC.

Part C. Rules If You Do Not Have a Qualifying Child

Read this part if you:

1. Do not have a qualifying child, and
2. Have met all the rules in *Part A*.

Part C discusses *Rules 11* through *14*. You must meet all four of these rules, in addition to the rules in *Parts A* and *D*, to qualify for the earned income credit without a qualifying child.



If you have a qualifying child, the rules in this part do not apply to you. You can claim the credit only if you meet all the rules in Parts A, B, and D. See Rule 8 to find out if you have a qualifying child.

Rule 11. You Must Be at Least Age 25 but Under Age 65

You must be at least age 25 but under age 65 at the end of 2005. If you are married filing a joint return, either you or your spouse must be at least age 25 but under age 65 at the end of 2005. It does not matter which spouse meets the age test, as long as one of the spouses does.

If neither you nor your spouse meets the age test, you cannot claim the EIC. Put "No" next to line 66a (Form 1040), line 41a (Form 1040A), or line 8a (Form 1040EZ).

Example 1. You are age 28 and unmarried. You meet the age test.

Example 2. You are married and filing a joint return. You are age 23 and your spouse is age 27. You meet the age test because your spouse is at least age 25 but under age 65.

Rule 12. You Cannot Be the Dependent of Another Person

If you are not filing a joint return, you meet this rule if:

- You checked box 6a on Form 1040 or 1040A, or
- You did not check the "You" box on line 5 of Form 1040EZ, and you entered \$8,200 on that line.

If you are filing a joint return, you meet this rule if:

- You checked both box 6a and box 6b on Form 1040 or 1040A, or
- You and your spouse did not check either the "You" box or the "Spouse" box on line 5 of Form 1040EZ, and you entered \$16,400 on that line.

If you are not sure whether someone else can claim you (or your spouse if filing a joint return) as a dependent, read the rules for claiming a dependent in chapter 3.

If someone else can claim you (or your spouse if filing a joint return) as a dependent on his or her return, but does not, you still cannot claim the credit.

Example 1. In 2005, you were age 25, single, and living at home with your parents. You worked and were not a student. You earned \$7,500. Your parents cannot claim you as a dependent. When you file your return, you claim an exemption for yourself by not checking the "You" box on line 5 of your Form 1040EZ and by entering \$8,200 on that line. You meet this rule.

Example 2. The facts are the same as in *Example 1*, except that you earned \$2,000. Your parents can claim you as a dependent but decide not to. You do not meet this rule. You cannot claim the credit because your parents could have claimed you as a dependent.

Rule 13. You Cannot Be a Qualifying Child of Another Person

You are a qualifying child of another person (your parent, guardian, foster parent, etc.) if all of the following statements are true.

1. You are that person's son, daughter, stepchild, grandchild, or eligible foster child. Or, you are that person's brother, sister, half brother, half sister, stepbrother, or stepsister (or the child or grandchild of that person's brother, sister, half brother, half sister, stepbrother, or stepsister).
2. At the end of the year you were under age 19, or under age 24 and a full-time student, or any age if you were permanently

and totally disabled at any time during the year.

3. You lived with that person in the United States for more than half of the year.

If you (or your spouse if filing a joint return) are a qualifying child of another person, you cannot claim the EIC. This is true even if the person for whom you are a qualifying child does not claim the EIC or meet all of the rules to claim the EIC. Put "No" next to line 66a (Form 1040), line 41a (Form 1040A), or line 8a (Form 1040EZ).

Example. You lived with your mother all year. You are age 26 and permanently and totally disabled. Your only income was from a community center where you went three days a week to answer telephones. You earned \$3,400 for the year and provided more than half of your own support. Because you meet the relationship, age, and residency tests, you are a qualifying child of your mother for the EIC. She can claim the EIC if she meets all the other requirements. Because you are a qualifying child of your mother, you cannot claim the EIC. This is so even if your mother cannot or does not claim the EIC.

Rule 14. You Must Have Lived in the United States More Than Half of the Year

Your home (and your spouse's, if filing a joint return) must have been in the United States for more than half the year.

If it was not, put "No" next to line 66a (Form 1040), line 41a (Form 1040A), or line 8a (Form 1040EZ).

United States. This means the 50 states and the District of Columbia. It does not include Puerto Rico or U.S. possessions such as Guam.

Homeless shelter. Your home can be any location where you regularly live. You do not need a traditional home. If you lived in one or more homeless shelters in the United States for more than half the year, you meet this rule.

Military personnel stationed outside the United States. U.S. military personnel stationed outside the United States on extended active duty (defined in *Rule 8*) are considered to live in the United States during that duty period for purposes of the EIC.

Part D. Figuring and Claiming the EIC

Read this part if you have met all the rules in *Parts A* and *B*, or all the rules in *Parts A* and *C*.

Part D discusses *Rule 15*. You must meet this rule, in addition to the rules in *Parts A* and *B*, or *Parts A* and *C*, to qualify for the earned income credit.

This part of the chapter also explains how to figure the amount of your credit. You have two choices.

1. Have the IRS figure the EIC for you. If you want to do this, see *IRS Will Figure the EIC for You*.

2. Figure the EIC yourself. If you want to do this, see *How To Figure the EIC Yourself*.

Rule 15. Your Earned Income Must Be Less Than:

- \$35,263 (\$37,263 for married filing jointly) if you have more than one qualifying child,
- \$31,030 (\$33,030 for married filing jointly) if you have one qualifying child, or
- \$11,750 (\$13,750 for married filing jointly) if you do not have a qualifying child.

Earned income generally means wages, salaries, tips, other taxable employee pay, and net earnings from self-employment. Employee pay is earned income only if it is taxable. Nontaxable employee pay, such as certain dependent care benefits and adoption benefits, is not earned income. But there is an exception for nontaxable combat pay, which you can choose to include in earned income. Earned income is explained in detail in *Rule 7*.

Figuring earned income. If you are self-employed, a statutory employee, or a member of the clergy or church employee who files Schedule SE (Form 1040), you will figure your earned income when you fill out Part 4 of EIC Worksheet B in the Form 1040 instructions.

Otherwise, figure your earned income by using the worksheet in *Step 5* of the Form 1040 instructions for lines 66a and 66b or the Form 1040A instructions for lines 41a and 41b, or the worksheet in *Step 2* of the Form 1040EZ instructions for lines 8a and 8b.

When using one of those worksheets to figure your earned income, you will start with the amount on line 7 (Form 1040 or Form 1040A) or line 1 (Form 1040EZ). You will then reduce that amount by any amount included on that line and described in the following list.

- **Scholarship or fellowship grants not reported on a Form W-2.** A scholarship or fellowship grant that was not reported to you on a Form W-2 is not considered earned income for the earned income credit.
- **Inmates.** Amounts received for work performed while an inmate in a penal institution are not earned income for the earned income credit. This includes amounts received for work performed while in a work release program or while in a halfway house. If you received any amount for work done while an inmate in a penal institution and that amount is included in the total on line 7 (Form 1040 or Form 1040A) or line 1 (Form 1040EZ), put "PRI" and the amount on the dotted line next to line 7 (Form 1040), in the space to the left of the entry space for line 7 (Form 1040A), or in the space to the left of line 1 (Form 1040EZ).
- **Deferred compensation plans.** A pension or annuity from a nonqualified deferred compensation plan or a nongovernmental section 457 plan is not considered earned income for the earned income credit. If you received such an amount and it was included in the total on line 7 (Form 1040 or Form 1040A) or line

1 (Form 1040EZ), put "DFC" and the amount on the dotted line next to line 7 (Form 1040), in the space to the left of the entry space for line 7 (Form 1040A), or in the space to the left of line 1 (Form 1040EZ). This amount may be reported in box 11 of your Form W-2. If you received such an amount but box 11 is blank, contact your employer for the amount received as a pension or annuity.

Clergy. If you are a member of the clergy who files Schedule SE and the amount on line 2 of that schedule includes an amount that was also reported on line 7 (Form 1040), subtract that amount from the amount on line 7 (Form 1040) and enter the result in the first space of the worksheet in *Step 5* of the Form 1040 instructions for lines 66a and 66b. Put "Clergy" on the dotted line next to line 66a (Form 1040).

Church employees. A church employee means an employee (other than a minister or member of a religious order) of a church or qualified church-controlled organization that is exempt from employer social security and Medicare taxes. If you received wages as a church employee and included any amount on both line 5a of Schedule SE and line 7 (Form 1040), subtract that amount from the amount on line 7 (Form 1040) and enter the result in the first space of the worksheet in *Step 5* of the Form 1040 instructions for lines 66a and 66b.

IRS Will Figure the EIC for You

The IRS will figure the amount of your EIC for you if you follow the steps explained in this section.



Please do not ask the IRS to figure your EIC unless you are eligible for it. Read the rules in Parts A, B, C, and D to see if you qualify.



If you want the IRS to also figure the amount of your income tax, see chapter 30.

Form 1040

If you file Form 1040 and want the IRS to figure your credit for you, follow these steps.

1. Put "EIC" on the dotted line next to line 66a. Then, if you have any of the types of income described earlier under *Inmates*, *Deferred compensation plans*, or *Clergy*, follow the instructions given there.
2. If you received nontaxable combat pay and are electing to include it in your earned income for the EIC, enter the amount on line 66b (Form 1040). For details, see *Nontaxable combat pay election* in *Rule 7*.
3. Complete all other parts of your return that apply to you (including line 61), but do not fill in lines 71, 72, 73a, and 75. If you do not have a qualifying child, stop here.
4. If you have a qualifying child, complete Schedule EIC according to its instructions. Be sure to enter the child's social security number on line 2 of that schedule. If you do not, your credit may be reduced or dis-

allowed. Attach Schedule EIC to your return.

Form 1040A

If you file Form 1040A and want the IRS to figure your credit for you, follow these steps.

1. Put "EIC" to the left of the entry space for line 41a. Then, if you have any of the types of income described earlier under *Inmates* or *Deferred compensation plans*, follow the instructions given there.
2. If you received nontaxable combat pay and are electing to include it in your earned income for the EIC, enter the amount on line 41b (Form 1040A). For details, see *Nontaxable combat pay election* in Rule 7.
3. Complete all other parts of your return that apply to you (including line 37), but do not fill in lines 43, 44, 45a, and 47. If you do not have a qualifying child, stop here.
4. If you have a qualifying child, complete Schedule EIC according to its instructions. Be sure to enter the child's social security number on line 2 of that schedule. If you do not, your credit may be reduced or disallowed. Attach Schedule EIC to your return.

Form 1040EZ

If you file Form 1040EZ and want the IRS to figure your credit for you, follow these steps.

1. Put "EIC" in the space to the left of line 8a. Then if you have any of the types of income described earlier under *Inmates* or *Deferred compensation plans*, follow the instructions given there.
2. If you received nontaxable combat pay and are electing to include it in your earned income for the EIC, enter the amount on line 8b (Form 1040EZ). For details, see *Nontaxable combat pay election* in Rule 7.
3. Complete all other parts of your return that apply to you, but do not fill in lines 9, 11a, or 12.

How To Figure the EIC Yourself

To figure the EIC yourself use the EIC Worksheet in the instructions for the form you are using (Form 1040, Form 1040A, or Form 1040EZ).

Form 1040 and EIC Worksheet. If you file Form 1040 and want to figure the credit yourself, follow these steps.

1. Go to your form instruction booklet and turn to the instructions for lines 66a and 66b, and look for Worksheet A or Worksheet B.
2. Complete the EIC Worksheet that applies to your situation according to its instructions. Complete Worksheet B if you were self-employed, a member of the clergy or a church employee who files Schedule SE, or a statutory employee filing Schedule C

or C-EZ. Find the amount of your credit in the EIC Table in your instruction booklet.

3. Enter the amount of your earned income credit from Worksheet A or B on Form 1040, line 66a.
4. Keep the EIC Worksheet for your records. Do not attach it to your income tax return. If you do not have a qualifying child, stop here.
5. If you have a qualifying child, complete Schedule EIC according to its instructions. Be sure to enter the child's social security number on line 2 of that schedule. If you do not, your credit may be reduced or disallowed. Attach Schedule EIC to your return.

Form 1040A and EIC Worksheet. If you file Form 1040A and want to figure the credit yourself, follow these steps.

1. Go to your form instruction booklet and turn to the instructions for lines 41a and 41b, and look for the EIC Worksheet.
2. Complete the EIC Worksheet according to its instructions. Find the amount of your credit in the EIC Table in your form instruction booklet.
3. Enter the amount of your earned income credit from line 6 of the EIC Worksheet on Form 1040A, line 41a.
4. Keep the EIC Worksheet for your records. Do not attach it to your income tax return. If you do not have a qualifying child, stop here.
5. If you have a qualifying child, complete Schedule EIC according to its instructions. Be sure to enter the child's social security number on line 2 of that schedule. If you do not, your credit may be reduced or disallowed. Attach Schedule EIC to your return.

Form 1040EZ and EIC Worksheet. If you file Form 1040EZ and want to figure the credit yourself, follow these steps.

1. Go to your form instruction booklet and turn to the instructions for lines 8a and 8b and look for the EIC Worksheet.
2. Complete the EIC Worksheet according to its instructions. Find the amount of your credit in the EIC Table in your form instruction booklet.
3. Enter the amount of your earned income credit from line 6 of the EIC Worksheet on Form 1040EZ, line 8a.
4. Keep the EIC Worksheet for your records. Do not attach it to your income tax return.

Examples

The following two comprehensive examples (complete with filled-in forms) may be helpful.

1. John and Janet Smith, a married couple with one qualifying child and using Form 1040A.
2. Kelly Green, age 30, a student, with no qualifying child and using Form 1040EZ.

Example 1. John and Janet Smith (Form 1040A)

John and Janet Smith are married and will file a joint return. They have one child, Amy, who is 3 years old. Amy lived with John and Janet for all of 2005. John worked and earned \$9,500. Janet worked part of the year and earned \$1,500. Their earned income and AGI are \$11,000. John and Janet qualify for the earned income credit and fill out the EIC Worksheet and Schedule EIC. The Smiths will attach Schedule EIC to Form 1040A when they send their completed return to the IRS.

They took the following steps to complete Schedule EIC and the EIC Worksheet.

Completing Schedule EIC

The Smiths complete Schedule EIC because they have a qualifying child. They enter "John and Janet Smith" and John's SSN (the SSN that appears first on their Form 1040A) on the line at the top of Schedule EIC. The Smiths then fill out *Qualifying Child Information* (lines 1–6).

Line 1. The Smiths enter Amy's first name and last name in the column "Child 1."

Line 2. They enter Amy's SSN.

Line 3. They enter Amy's year of birth (2002).

Lines 4a and 4b. The Smiths skip lines 4a and 4b because Amy was born after 1986.

Line 5. The Smiths enter "Daughter." This line shows Amy's relationship to John and Janet.

Line 6. The Smiths enter "12." This is how many months Amy lived with them in 2005.

Completing the EIC Worksheet

Next, the Smiths will complete the EIC Worksheet to figure their earned income credit.

Line 1. The Smiths enter \$11,000 (their earned income).

Line 2. The Smiths go to the Earned Income Credit Table in the Form 1040A instructions. The Smiths find their income of \$11,000 within the range of \$11,000 to \$11,050. They follow this line across to the column that describes their filing status and number of children and find \$2,662. They enter \$2,662 on line 2.

Line 3. The Smiths enter their AGI of \$11,000.

Line 4. The Smiths check the "Yes" box because lines 1 and 3 are the same (\$11,000). They skip line 5 and enter the amount from line 2 (\$2,662) on line 6.

Line 6. The Smiths' EIC is \$2,662.

Example 2. Kelly Green (Form 1040EZ)

Kelly Green is age 30 and a full-time student. She lived with her parents in the United States for all of 2005. She had a part-time job and earned \$6,240. She earned \$20 interest on a savings account. She is not eligible to be claimed as a dependent on her parents' return.

Although she lived with her parents, she is not their qualifying child because she does not meet the age test. She does not have any children.

Kelly qualifies for the earned income credit. Kelly will file Form 1040EZ and complete the EIC Worksheet.

Completing the EIC Worksheet

Kelly figures the amount of her earned income credit on the EIC Worksheet as follows.

Line 1. She enters \$6,240 (her earned income).

Line 2. Kelly goes to the Earned Income Credit Table in the forms instruction booklet. She finds her earned income of \$6,240 in the range of \$6,200 to \$6,250. Kelly follows this line across to the column that describes her filing status and number of children and finds \$399. She enters \$399 on line 2.

Line 3. Kelly enters \$6,260 (her AGI).

Line 4. Kelly checks the "No" box because lines 1 and 3 are not the same.

Line 5. Kelly checks the "Yes" box because the amount on line 3 (\$6,260) is less than \$6,550. She leaves line 5 blank and enters the amount from line 2, \$399, on line 6.

Line 6. She enters \$399 here and on Form 1040EZ, line 8a. Kelly's earned income credit is \$399.

Advance Earned Income Credit

Do you expect to be eligible for the EIC this year (2006) and to have a qualifying child? If so, you can choose to get payments of the EIC in your paycheck now instead of waiting to get your EIC all at once in 2007 when you file your tax return for the year 2006. These payments are called advance EIC payments. This chapter explains how you may be able to get them this year and how to report them on your tax return.

Who can get the advance payment of the earned income credit? To get part of the earned income credit paid to you throughout the year in your paycheck, you must meet all the following rules.

1. You must expect that your earned income and AGI will each be less than \$32,001 (\$34,001 if you expect to file married filing jointly).
2. You must expect to have a qualifying child.
3. You must expect to meet all the rules in *Parts A, B, and D* of this chapter or in the instructions for Form W-5.

Persons who are not entitled to receive advance payments. Under certain circumstances, even if you meet these rules, you may not be entitled to get EIC. If your wages are not subject to federal income tax, social security tax, or Medicare tax withholding, you cannot get the advance payment of the earned income credit. If you are a farm worker paid on a daily basis, your employer is not required to pay you the advance amount of the credit.

How To Get Advance Payments for 2006

If you meet the rules stated above under *Who can get the advance payment of the earned income credit*, give your employer a Form W-5, Earned Income Credit Advance Payment Certificate, for 2006.

After you have read the instructions and completed Form W-5, give the lower part of the form to your employer. Keep the top part for your records.

More than one employer. If you have more than one employer, give a certificate to only one of them. If you are married and both you and your spouse are employed and expect to qualify for the credit, you may give a Form W-5 to your employer and your spouse may give one to his or her employer.

If you receive advance payments of EIC in 2006, you must file a 2006 tax return (even if you

would not otherwise have to file) to report the payments and claim any additional EIC. Box 9 of your Form W-2 will show the amount you received. See the instructions for Form 1040 or Form 1040A for the line number on which you report advance payments of EIC.

Receipt of advance payments you do not qualify for. If you receive advance payments of EIC in 2006, and later find out that you are not eligible for some or all of them, you still must report them on your tax return.



You cannot use Form 1040EZ to report your advance payments. You must file Form 1040 or Form 1040A.

When to give your employer a new Form W-5.

The 2006 Form W-5 you give to your employer is valid until December 31, 2006. If you expect to be eligible for EIC in 2007 and you want to receive advance payments, you must give your employer a new Form W-5 in 2007. Do this each year you expect to be eligible for the EIC.

If you no longer want to get advance payments or if your situation changes and you no longer qualify for the earned income credit, you must give your employer a new Form W-5. Check the "No" box on line 1 of the new form.

If your spouse files a Form W-5 with his or her employer, you must file a new Form W-5 with your employer. Check the "Yes" box on line 3.

Advance Payments Received in 2005

If you received advance payments of EIC in 2005, you must file Form 1040 or Form 1040A to report the payments. Your Form W-2, box 9, will show the amount you received. Report the amount on line 61 (Form 1040) or line 37 (Form 1040A).



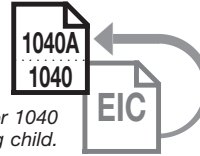
You cannot use Form 1040EZ to report your advance payments.

SCHEDULE EIC
(Form 1040A or 1040)

Department of the Treasury
Internal Revenue Service (99)

Earned Income Credit
Qualifying Child Information

Complete and attach to Form 1040A or 1040
only if you have a qualifying child.



OMB No. 1545-0074

2005

Attachment
Sequence No. **43**

Name(s) shown on return

John and Janet Smith

Your social security number

222 : 00 : 2222

Before you begin: See the instructions for Form 1040A, lines 41a and 41b, or Form 1040, lines 66a and 66b, to make sure that (a) you can take the EIC and (b) you have a qualifying child.



- If you take the EIC even though you are not eligible, you may not be allowed to take the credit for up to 10 years. See back of schedule for details.
- It will take us longer to process your return and issue your refund if you do not fill in all lines that apply for each qualifying child.
- Be sure the child's name on line 1 and social security number (SSN) on line 2 agree with the child's social security card. Otherwise, at the time we process your return, we may reduce or disallow your EIC. If the name or SSN on the child's social security card is not correct, call the Social Security Administration at 1-800-772-1213.

Qualifying Child Information

Child 1

Child 2

1 Child's name

If you have more than two qualifying children, you only have to list two to get the maximum credit.

First name	Last name	First name	Last name
Amy	Smith		

Amy Smith

2 Child's SSN

The child must have an SSN as defined on page 44 of the Form 1040A instructions or page 48 of the Form 1040 instructions unless the child was born and died in 2005. If your child was born and died in 2005 and did not have an SSN, enter "Died" on this line and attach a copy of the child's birth certificate.

0 0 0 : 0 0 : 2 2 2 4

3 Child's year of birth

Year 2 0 0 2
If born after 1986, skip lines 4a and 4b; go to line 5.

Year _____
If born after 1986, skip lines 4a and 4b; go to line 5.

4 If the child was born before 1987—

a Was the child under age 24 at the end of 2005 and a student?

Yes. **No.**
Go to line 5. Continue

Yes. **No.**
Go to line 5. Continue

b Was the child permanently and totally disabled during any part of 2005?

Yes. **No.**
Continue The child is not a qualifying child.

Yes. **No.**
Continue The child is not a qualifying child.

5 Child's relationship to you

(for example, son, daughter, grandchild, niece, nephew, foster child, etc.)

Daughter

6 Number of months child lived with you in the United States during 2005

- If the child lived with you for more than half of 2005 but less than 7 months, enter "7."
- If the child was born or died in 2005 and your home was the child's home for the entire time he or she was alive during 2005, enter "12."

12 months
Do not enter more than 12 months.

_____ months
Do not enter more than 12 months.



You may also be able to take the additional child tax credit if your child (a) was under age 17 at the end of 2005, and (b) is a U.S. citizen or resident alien. For more details, see the instructions for line 42 of Form 1040A or line 68 of Form 1040.

For Paperwork Reduction Act Notice, see Form 1040A or 1040 instructions.

Cat. No. 13339M

Schedule EIC (Form 1040A or 1040) 2005

Part 1


All Filers

1. Enter your earned income from Step 5 on page 43. But if you elect to use your 2004 earned income (see page 43), enter that amount instead.

1	11,000
----------	--------

2. Look up the amount on line 1 above in the EIC Table on pages 46–52 to find the credit. Be sure you use the correct column for your filing status and the number of children you have. Enter the credit here.

2	2,662
----------	-------

If line 2 is zero,  You cannot take the credit. Put “No” to the left of the entry space for line 41a.

3. Enter the amount from Form 1040A, line 22.

3	11,000
----------	--------

4. Are the amounts on lines 3 and 1 the same?

Yes. Skip line 5; enter the amount from line 2 on line 6.

No. Go to line 5.

Part 2

Filers Who Answered “No” on Line 4

5. If you have:

- No qualifying children, is the amount on line 3 less than \$6,550 (\$8,550 if married filing jointly)?

- 1 or more qualifying children, is the amount on line 3 less than \$14,400 (\$16,400 if married filing jointly)?

Yes. Leave line 5 blank; enter the amount from line 2 on line 6.

No. Look up the amount on line 3 in the EIC Table on pages 46–52 to find the credit. Be sure you use the correct column for your filing status and the number of children you have. Enter the credit here.

5	
----------	--

Look at the amounts on lines 5 and 2. Then, enter the **smaller** amount on line 6.

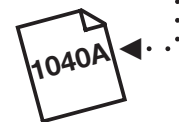
Part 3

Your Earned Income Credit

6. **This is your earned income credit.** If you elect to use your 2004 earned income (see page 43), enter “PYEI” and the amount of your earned income on the line next to line 41a.

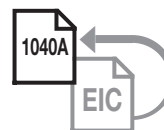
6	2,662
----------	-------

Enter this amount on Form 1040A, line 41a.



Reminder—

✓ If you have a qualifying child, complete and attach Schedule EIC.



If your EIC for a year after 1996 was reduced or disallowed, see page 44 to find out if you must file Form 8862 to take the credit for 2005.



Part 1

All Filers

1. Enter your earned income from Step 2 that begins on page 14. But if you elect to use your 2004 earned income (see page 15), enter that amount instead.

1	6,240
----------	-------

2. Look up the amount on line 1 above in the EIC Table on page 17 to find the credit. Be sure you use the correct column for your filing status. Enter the credit here.

2	399
----------	-----

If line 2 is zero, You cannot take the credit. Enter "No" in the space to the left of line 8a.

3. Enter the amount from Form 1040EZ, line 4.

3	6,260
----------	-------

4. Are the amounts on lines 3 and 1 the same?

Yes. Skip line 5; enter the amount from line 2 on line 6.

No. Go to line 5.

Part 2

Filers Who Answered "No" on Line 4

5. Is the amount on line 3 less than \$6,550 (\$8,550 if married filing jointly)?

Yes. Leave line 5 blank; enter the amount from line 2 on line 6.

No. Look up the amount on line 3 in the EIC Table on page 17 to find the credit. Be sure you use the correct column for your filing status. Enter the credit here.

Look at the amounts on lines 5 and 2. Then, enter the **smaller** amount on line 6.

5	
----------	--

Part 3

Your Earned Income Credit

6. **This is your earned income credit.** If you elect to use your 2004 earned income (see page 15), enter "PYEI" and the amount of your 2004 earned income in the space to the left of line 8a.

6	399
----------	-----

Enter this amount on Form 1040EZ, line 8a.



If your EIC for a year after 1996 was reduced or disallowed, see page 15 to find out if you must file Form 8862 to take the credit for 2005.

EIC Eligibility Checklist



You may claim the EIC if you answer “Yes” to all the following questions.*

	Yes	No
1. Is your AGI less than: <ul style="list-style-type: none"> • \$11,750 (\$13,750 if married filing jointly) if you do not have a qualifying child, • \$31,030 (\$33,030 if married filing jointly) if you have one qualifying child, or • \$35,263 (\$37,263 if married filing jointly) if you have more than one qualifying child? (See <i>Rule 1.</i>) 	<input type="checkbox"/>	<input type="checkbox"/>
2. Do you, your spouse, and your qualifying child each have a valid SSN? (See <i>Rule 2.</i>)	<input type="checkbox"/>	<input type="checkbox"/>
3. Is your filing status married filing jointly, head of household, qualifying widow(er), or single? (See <i>Rule 3.</i>) Caution: If you are a nonresident alien, answer “Yes” only if your filing status is married filing jointly and you are married to a U.S. citizen or resident alien. (See <i>Rule 4.</i>)	<input type="checkbox"/>	<input type="checkbox"/>
4. Answer “Yes” if you are not filing Form 2555 or Form 2555-EZ. Otherwise, answer “No.” (See <i>Rule 5.</i>)	<input type="checkbox"/>	<input type="checkbox"/>
5. Is your investment income \$2,700 or less? (See <i>Rule 6.</i>)	<input type="checkbox"/>	<input type="checkbox"/>
6. Is your total earned income at least \$1 but less than: <ul style="list-style-type: none"> • \$11,750 (\$13,750 if married filing jointly) if you do not have a qualifying child, • \$31,030 (\$33,030 if married filing jointly) if you have one qualifying child, or • \$35,263 (\$37,263 if married filing jointly) if you have more than one qualifying child? (See <i>Rules 7 and 15.</i>) 	<input type="checkbox"/>	<input type="checkbox"/>
7. Answer “Yes” if you (and your spouse if filing a joint return) are not a qualifying child of another person. Otherwise, answer “No.” (See <i>Rules 10 and 13.</i>) STOP: If you have a qualifying child, answer questions 8 and 9 and skip 10–12. If you do not have a qualifying child, skip questions 8 and 9 and answer 10–12.*	<input type="checkbox"/>	<input type="checkbox"/>
8. Does your child meet the age, residency, and relationship tests for a qualifying child? (See <i>Rule 8.</i>)	<input type="checkbox"/>	<input type="checkbox"/>
9. Is your child a qualifying child only for you? Answer “Yes” if your qualifying child also meets the tests to be a qualifying child of another person, but the other person is not claiming any child-related tax benefits using that child. Answer “No” if you do not know whether the other person is claiming any child-related tax benefits using that child.	<input type="checkbox"/>	<input type="checkbox"/>
10. Were you (or your spouse if filing a joint return) at least age 25 but under 65 at the end of 2005? (See <i>Rule 11.</i>)	<input type="checkbox"/>	<input type="checkbox"/>
11. Answer “Yes” if you (and your spouse if filing a joint return) cannot be claimed as a dependent on anyone else’s return. Answer “No” if you (or your spouse if filing a joint return) can be claimed as a dependent on someone else’s return. (See <i>Rule 12.</i>)	<input type="checkbox"/>	<input type="checkbox"/>
12. Was your main home (and your spouse’s if filing a joint return) in the United States for more than half the year? (See <i>Rule 14.</i>)	<input type="checkbox"/>	<input type="checkbox"/>
<p>* PERSONS WITH A QUALIFYING CHILD: If you answered “Yes” to questions 1 through 9, you can claim the EIC. Remember to fill out Schedule EIC and attach it to your Form 1040 or Form 1040A. You cannot use Form 1040EZ. If you answered “Yes” to questions 1 through 8 and “No” to question 9, see <i>Rule 9</i> to help you determine whether you can claim the EIC. If you answered “Yes” to questions 1 through 7 and “No” to question 8, answer questions 10 through 12 to see if you can claim the EIC without a qualifying child.</p> <p>PERSONS WITHOUT A QUALIFYING CHILD: If you answered “Yes” to questions 1 through 7, and 10 through 12, you can claim the EIC.</p> <p>If you answered “No” to any question that applies to you: You cannot claim the EIC.</p>		

37.

Other Credits

What's New for 2005

Adoption credit. The maximum adoption credit increases to \$10,630. See *Adoption Credit*, for more information.

Excess withholding of social security tax and railroad retirement tax. Social security and tier 1 railroad retirement tax (RRTA) are both withheld at a rate of 6.2% of wages. The maximum wages subject to this tax increased to \$90,000 in 2005. The withholding rate of tier 2 RRTA decreased to 4.4% of wages in 2005. The maximum wages subject to this tax increased to \$66,900 in 2005. If you had too much social security or RRTA tax withheld during 2005, you may be entitled to a credit of the excess withholding. For more information about the credit, see *Credit for Excess Social Security Tax or Railroad Retirement Tax Withheld* under *Refundable Credits*, later.

What's New for 2006

Residential energy credit. You may be able to take a residential energy credit for expenses paid in 2006 to have qualified energy saving items installed in your main home. See Publication 553 for more information.

Alternative motor vehicle credit. You may be able to take a credit if you place an energy efficient motor vehicle or alternative fuel vehicle refueling property in service in 2006. See Publication 553 for more information.

Qualified electric vehicle credit. The qualified electric vehicle credit is reduced by 75% for qualified vehicles placed in service in 2006.

Introduction

This chapter discusses the following credits.

- Adoption credit.
- Foreign tax credit.
- Mortgage interest credit.
- Retirement savings contributions credit.
- Credit for prior year minimum tax.
- Qualified electric vehicle credit.
- Credit for excess social security tax or railroad retirement tax withheld.
- Credit for tax on undistributed capital gain.
- Health coverage tax credit.

Several other credits are discussed in other chapters in this publication.

- Child and dependent care credit (chapter 32).
- Credit for the elderly or the disabled (chapter 33).
- Child tax credit (chapter 34).
- Education credits (chapter 35).
- Earned income credit (chapter 36).

Nonrefundable credits. The first part of this chapter, *Nonrefundable Credits*, covers six credits that you subtract from your tax. These credits may reduce your tax to zero. If these credits are more than your tax, the excess is not refunded to you.

Refundable credits. The second part of this chapter, *Refundable Credits*, covers three credits that are treated as payments and are refundable to you. These credits are added to the federal income tax withheld and any estimated tax payments you made. If this total is more than your total tax, the excess will be refunded to you.

Useful Items

You may want to see:

Publication

- ❑ **502** Medical and Dental Expenses
- ❑ **514** Foreign Tax Credit for Individuals
- ❑ **530** Tax Information for First-Time Homeowners
- ❑ **535** Business Expenses
- ❑ **590** Individual Retirement Arrangements (IRAs)

Form (and Instructions)

- ❑ **1116** Foreign Tax Credit (Individual, Estate, or Trust)
- ❑ **2439** Notice to Shareholder of Undistributed Long-Term Capital Gains
- ❑ **8396** Mortgage Interest Credit
- ❑ **8801** Credit For Prior Year Minimum Tax — Individuals, Estates, and Trusts
- ❑ **8828** Recapture of Federal Mortgage Subsidy
- ❑ **8834** Qualified Electric Vehicle Credit
- ❑ **8839** Qualified Adoption Expenses
- ❑ **8880** Credit for Qualified Retirement Savings Contributions
- ❑ **8885** Health Coverage Tax Credit

Nonrefundable Credits

The credits discussed in this part of the chapter can reduce your tax. However, if the total of these credits is more than your tax, the excess is not refunded to you.

Adoption Credit

You may be able to take a tax credit of up to \$10,630 for qualifying expenses paid to adopt an eligible child. The credit may be allowed for the adoption of a child with special needs even if you do not have any qualifying expenses.

If your modified adjusted gross income (AGI) is more than \$159,450, your credit is reduced. If your modified AGI is \$199,450 or more, you cannot take the credit.

Qualifying expenses. Qualifying adoption expenses are reasonable and necessary expenses directly related to, and whose principal purpose is for, the legal adoption of an eligible child. These expenses include:

- Adoption fees,
- Court costs,
- Attorney fees,
- Traveling expenses (including amounts spent for meals and lodging) while away from home, and
- Re-adoption expenses to adopt a foreign child.

Nonqualifying expenses. Qualifying adoption expenses do not include expenses:

- That violate state or federal law,
- For carrying out any surrogate parenting arrangement,
- For the adoption of your spouse's child,
- For which you received funds under any federal, state, or local program,
- Allowed as a credit or deduction under any other federal income tax rule, or
- Paid or reimbursed by your employer or any other person or organization.

Eligible child. The term "eligible child" means any individual:

- Under 18 years old, or
- Physically or mentally incapable of caring for himself or herself.

Child with special needs. An eligible child is a child with special needs if all three of the following apply.

1. He or she is a citizen or resident of the United States (including U.S. possessions).
2. A state (including the District of Columbia) determines that the child cannot or should not be returned to his or her parents' home.
3. The state has determined that the child will not be adopted unless assistance is provided to the adoptive parents. Factors used by the state to make this determination include:
 - a. The child's ethnic background,
 - b. The child's age,

- c. Whether the child is a member of a minority or sibling group, or
- d. Whether the child has a medical condition or physical, mental, or emotional handicap.

When to take the credit. Generally, until the adoption becomes final, you take the credit in the year after your qualified expenses are paid or incurred. See the instructions for Form 8839 for more specific information on when to take the credit.

Foreign child. If the child is not a U.S. citizen or resident at the time the adoption process began, you cannot take the credit unless the adoption becomes final. You treat all adoption expenses paid or incurred in years before the adoption becomes final as paid or incurred in the year it becomes final.

How to take the credit. To take the credit, you must complete Form 8839 and attach it to your Form 1040 or Form 1040A. Enter the credit on Form 1040, line 53, or Form 1040A, line 34.

Foreign Tax Credit

You generally can choose to take income taxes you paid or accrued during the year to a foreign country or U.S. possession as a credit against your U.S. income tax. Or, you can deduct them as an itemized deduction (see chapter 22).

You cannot take a credit (or deduction) for foreign income taxes paid on income that you exclude from U.S. tax under any of the following.

1. Foreign earned income exclusion.
2. Foreign housing exclusion.
3. Income from Puerto Rico exempt from U.S. tax.
4. Possession exclusion.
5. Extraterritorial income exclusion.

Limit on the credit. Unless you can elect not to file Form 1116 (see *Exception*, later), your foreign tax credit cannot be more than your U.S. tax liability (Form 1040, line 44), multiplied by a fraction. The numerator of the fraction is your taxable income from sources outside the United States. The denominator is your total taxable income from U.S. and foreign sources. See Publication 514 for more information.

How to take the credit. Complete Form 1116 and attach it to your Form 1040. Enter the credit on Form 1040, line 47.

Exception. You do not have to complete Form 1116 to take the credit if all five of the following apply.

1. All of your gross foreign source income was from interest and dividends and all of that income and the foreign tax paid on it were reported to you on Form 1099-INT, Form 1099-DIV, or Schedule K-1 (or substitute statement).
2. If you had dividend income from shares of stock, you held those shares for at least 16 days.
3. You are not filing Form 4563 or excluding income from sources within Puerto Rico.

4. The total of your foreign taxes was not more than \$300 (not more than \$600 if married filing jointly).
5. All of your foreign taxes were:
 - a. Legally owed and not eligible for a refund, and
 - b. Paid to countries that are recognized by the United States and do not support terrorism.

For more details on these requirements, see the instructions for Form 1116.

Mortgage Interest Credit

The mortgage interest credit is intended to help lower-income individuals own a home. If you qualify, you can take the credit each year for part of the home mortgage interest you pay.

Who qualifies. You may be eligible for the credit if you were issued a mortgage credit certificate (MCC) from your state or local government. Generally, an MCC is issued only in connection with a new mortgage for the purchase of your main home.

Amount of credit. Figure your credit on Form 8396. If your mortgage is equal to (or smaller than) the certified indebtedness amount (loan) shown on your MCC, enter on Form 8396, line 1, all the interest you paid on your mortgage during the year.

If your mortgage loan amount is larger than the certified indebtedness amount shown on your MCC, you can figure the credit on only part of the interest you paid. To find the amount to enter on line 1, multiply the total interest you paid during the year on your mortgage by the following fraction.

$$\frac{\text{Certified indebtedness amount on your MCC}}{\text{Original amount of your mortgage}}$$

If two or more persons (other than a married couple filing a joint return) hold an interest in the home to which the MCC relates, the credit must be divided based on the interest held by each person. See Publication 530 for more information.



If the certificate credit rate is more than 20%, the credit you are allowed cannot be more than \$2,000.

Carryforward. If your allowable credit is reduced because of the limit based on your tax, you can carry forward the unused portion of the credit to the next 3 years or until used, whichever comes first.

If you are subject to the \$2,000 limit because your certificate credit rate is more than 20%, you cannot carry forward any amount more than \$2,000 (or your share of the \$2,000 if you must divide the credit).

How to take the credit. Figure your 2005 credit and any carryforward to 2006 on Form 8396, and attach it to your Form 1040. Be sure

to include any credit carryforward from 2002, 2003, and 2004.

Include the credit in your total for Form 1040, line 54, and check box a.

Reduced home mortgage interest deduction. If you itemize your deductions on Schedule A (Form 1040), you must reduce your home mortgage interest deduction by the amount of the mortgage interest credit shown on Form 8396, line 3. You must do this even if part of that amount is to be carried forward to 2006. For more information about the home mortgage interest deduction, see chapter 23.

Recapture of federal mortgage subsidy. If you received an MCC with your mortgage loan, you may have to recapture (pay back) all or part of the benefit you received from that program. The recapture may be required if you sell or dispose of your home at a gain during the first 9 years after the date you closed your mortgage loan. See Publication 523, *Selling Your Home*, for more information.

Retirement Savings Contributions Credit

You may be able to take this credit if you, or your spouse if filing jointly, made:

- Contributions to a traditional or Roth IRA,
- Elective deferrals to a 401(k), 403(b), governmental 457, SEP, or SIMPLE plan,
- Voluntary employee contributions to a qualified retirement plan (including the federal Thrift Savings Plan), or
- Contributions to a 501(c)(18)(D) plan.

However, you cannot take the credit if either of the following applies.

1. The amount on Form 1040, line 38, or Form 1040A, line 22, is more than \$25,000 (\$37,500 if head of household; \$50,000 if married filing jointly).
2. The person(s) who made the qualified contribution or elective deferral (a) was born after January 1, 1988, (b) is claimed as a dependent on someone else's 2005 tax return or (c) was a student (defined next).

Student. You were a student if during any 5 months of 2005 you:

- Were enrolled as a full-time student at a school, or
- Took a full-time, on-farm training course given by a school or a state, county, or local government agency.

School. A school includes a technical, trade, or mechanical school. It does not include an on-the-job training course, correspondence school, or internet school.

How to take the credit. Figure the credit on Form 8880. Enter the credit on your Form 1040, line 51, or your Form 1040A, line 32, and attach Form 8880 to your return.

Credit for Prior Year Minimum Tax

The tax laws give special treatment to some kinds of income and allow special deductions and credits for some kinds of expenses. If you benefit from these laws, you may have to pay at least a minimum amount of tax in addition to any other tax on these items. This is called the alternative minimum tax.

The special treatment of some items of income and expenses only allows you to postpone paying tax until a later year. If in prior years you paid alternative minimum tax because of these tax postponement items, you may be able to take a credit for prior year minimum tax against your current year's regular tax. The amount of the credit cannot reduce your current year's tax below your current year's tentative alternative minimum tax.

You may be able to take a credit against your regular tax if for 2004 you had:

- An alternative minimum tax liability and adjustments or preferences other than exclusion items,
- A minimum tax credit that you are carrying forward to 2005, or
- An unallowed nonconventional source fuel credit or qualified electric vehicle credit.

How to take the credit. Figure your 2005 credit and any carryforward to 2006 on Form 8801, and attach it to your Form 1040. Include the credit in your total for Form 1040, line 55, and check box b. You can carry forward any unused credit for prior year minimum tax to later years until it is completely used.

For more information about the credit, see the instructions for Form 8801.

Qualified Electric Vehicle Credit

You may be allowed a tax credit if you placed a qualified electric vehicle in service during the year.

Qualified electric vehicle. Generally, this is a vehicle that:

- Has at least four wheels and is manufactured primarily for use on public streets, roads, and highways,
- Is powered primarily by an electric motor drawing current from rechargeable batteries, fuel cells, or other portable sources of electrical current,
- Is originally used by you,
- Is acquired for your own use, not for resale,
- Has never been used as a nonelectric vehicle, and
- Is used predominately in the United States.

Amount of credit. If you placed a qualified electric vehicle in service during 2005, the credit is generally 10% of the cost of the vehicle. However, if the vehicle is a depreciable business

asset, you must reduce the cost of the vehicle by any section 179 deduction before figuring the credit. See Publication 463, Travel, Entertainment, Gift, and Car Expenses, for information on the section 179 deduction.

The credit is limited to \$4,000 for each vehicle placed in service in 2005.

Recapture. The credit will be subject to recapture if, within 3 years after the date you place the vehicle in service, the vehicle is used predominately outside the United States or is modified (or its use is modified) so that it is no longer eligible for the credit. You recapture the credit by adding part or all of it to your income tax for the year in which the recapture event occurs. See Publication 535, chapter 12, for more information.

How to take the credit. To take the credit, complete Form 8834 and attach it to your Form 1040. Include the credit in your total for Form 1040, line 55. Check box c, and enter "8834" on the line next to box c.



Do not confuse this credit with the deduction for clean-fuel vehicles which is discussed in Publication 535, chapter 12.

Refundable Credits

The credits discussed in this part of the chapter are treated as payments of tax. If the total of these credits, withheld federal income tax, and estimated tax payments is more than your total tax, the excess can be refunded to you.

Credit for Excess Social Security Tax or Railroad Retirement Tax Withheld

Most employers must withhold social security tax from your wages. If you work for a railroad employer, that employer must withhold tier 1 railroad retirement (RRTA) tax and tier 2 RRTA tax.

If you worked for two or more employers in 2005, you may have had too much social security or RRTA tax withheld from your pay. You can claim the excess social security or RRTA tier 1 tax as a credit against your income tax. The following table shows the maximum amount of wages subject to tax and the maximum amount of tax that should have been withheld in 2005.

Type of tax	Maximum wages subject to tax	Maximum tax that should have been withheld
Social security or RRTA tier 1	\$90,000	\$5,580.00
RRTA tier 2	\$66,900	\$2,943.60



All wages are subject to Medicare tax withholding.



Use Form 843, Claim for Refund and Request for Abatement, to claim a refund of excess RRTA tier 2 tax. See Publication 505, Tax Withholding and Estimated Tax, for details.

Employer's error. If any one employer withheld too much social security or RRTA tax, you cannot take the excess as a credit against your income tax. The employer should adjust the tax for you. If the employer does not adjust the overcollection, you can file a claim for refund using Form 843.

Joint return. If you are filing a joint return, you cannot add the social security or RRTA tax withheld from your spouse's wages to the amount withheld from your wages. Figure the credit separately for you and your spouse to determine if either of you has excess withholding.

How to figure the credit if you did not work for a railroad. If you did not work for a railroad during 2005, figure the credit as follows:

1. Add all social security tax withheld (but not more than \$5,580.00 for each employer). Enter the total here _____
2. Enter any uncollected social security tax on tips or group-term life insurance included in the total on Form 1040, line 63 _____
3. Add lines 1 and 2. If \$5,580.00 or less, stop here. You cannot take the credit _____
4. Social security tax limit 5,580.00
5. Credit. Subtract line 4 from line 3. Enter the result here and on Form 1040, line 67 (or Form 1040A, line 43) _____

Example. You are married and file a joint return with your spouse who had no gross income in 2005. During 2005, you worked for the Brown Shoe Company and earned \$52,000 in wages. Social security tax of \$3,224 was withheld. You also worked for another employer in 2005 and earned \$40,200 in wages. \$2,492.40 of social security tax was withheld from these wages. Because you worked for more than one employer and your total wages were more than \$90,000, you can take a credit of \$136.40 for the excess social security tax withheld.

1. Add all social security tax withheld (but not more than \$5,580.00 for each employer). Enter the total here \$5,716.40
2. Enter any uncollected social security tax on tips or group-term life insurance included in the total on Form 1040, line 63 -0-
3. Add lines 1 and 2. If \$5,580.00 or less, stop here. You cannot take the credit 5,716.40
4. Social security tax limit 5,580.00
5. Credit. Subtract line 4 from line 3. Enter the result here and on Form 1040, line 67 (or Form 1040A, line 43) \$136.40

How to figure the credit if you worked for a railroad. If you were a railroad employee during 2005, figure the credit as follows:

1. Add all social security and tier 1 RRTA tax withheld (but not more than \$5,580.00 for each employer). Enter the total here _____
2. Enter any uncollected social security and tier 1 RRTA tax on tips or group-term life insurance included in the total on Form 1040, line 63 _____
3. Add lines 1 and 2. If \$5,580.00 or less, stop here. You cannot take the credit _____
4. Social security and tier 1 RRTA tax limit 5,580.00
5. Credit. Subtract line 4 from line 3. Enter the result here and on Form 1040, line 67 (or Form 1040A, line 43) _____

How to take the credit. Enter the credit on Form 1040, line 67, or Form 1040A, line 43.

Credit for Tax on Undistributed Capital Gain

You must include in your income any amounts that regulated investment companies (commonly called mutual funds) or real estate investment trusts (REITs) allocated to you as capital gain distributions, even if you did not actually receive them. If the mutual fund or REIT paid a tax on the capital gain, you are allowed a credit for the tax since it is considered paid by you. The mutual fund or REIT will send you Form 2439, Notice to Shareholder of Undistributed Long-Term Capital Gains, showing the undistributed capital gains and the tax paid, if any. Take the credit for the tax paid by entering the amount on Form 1040, line 70, and checking box a. Attach Copy B of Form 2439 to your return. See *Capital Gain Distributions* in chapter 8 for more information on undistributed capital gains.

Health Coverage Tax Credit

You may be able to take this credit only if, for any month in 2005, all of the following apply.

- You were an eligible trade adjustment assistance (TAA) recipient, alternative TAA recipient, or Pension Benefit Guaranty

Corporation (PBGC) pension recipient (defined later).

- You were covered by a qualified health insurance plan for which you paid the premiums.
- You were not entitled to Medicare Part A or enrolled in Medicare Part B.
- You were not enrolled in Medicaid or State Children's Health Insurance Program (SCHIP).
- You were not enrolled in the Federal Employees Health Benefits Program or eligible to receive benefits under the U.S. military health system (TRICARE).
- You were not imprisoned under federal, state, or local authority.

But, you cannot take the credit if you can be claimed as a dependent on someone else's 2005 tax return. If you meet all of these conditions, you may be able to take a credit of up to 65% of the amount you paid for qualified health insurance coverage. The amount you paid for qualified health insurance coverage must be reduced by any (a) Archer MSA and health savings account distributions used to pay for the coverage, and (b) National Emergency Grants you received for health insurance in 2005.

You can take this credit on your tax return or have it paid on your behalf in advance to your insurance company. If the credit is paid on your behalf in advance, that amount will reduce the amount of the credit you can take on your tax return.

For definitions and special rules including those relating to qualified health insurance plans and employer-sponsored health insurance plans, see Publication 502 and the instructions for Form 8885.

TAA Recipient

You were an eligible TAA recipient on the first day of the month if, for any day in that month or the prior month, you:

- Received a trade readjustment allowance, or
- Would have been entitled to receive such an allowance except that you had not exhausted all rights to any unemployment insurance (except additional compensation that is funded by a state and is not reimbursed from any federal funds) to

which you were entitled (or would be entitled if you applied).

Example. You received a trade adjustment allowance for January 2005. You were an eligible TAA recipient on the first day of January and February.

Alternative TAA Recipient

You were an eligible alternative TAA recipient on the first day of the month if, for that month or the prior month, you received benefits under an alternative trade adjustment assistance program for older workers established by the Department of Labor.

Example. You received benefits under an alternative trade adjustment assistance program for older workers for October 2005. The program was established by the Department of Labor. You were an eligible alternative TAA recipient on the first day of October and November.

PBGC Pension Recipient

You were an eligible PBGC pension recipient on the first day of the month, if both of the following apply.

1. You were age 55 or older on the first day of the month.
2. You received a benefit for that month that was paid by the PBGC under title IV of the Employee Retirement Income Security Act of 1974 (ERISA).

If you received a lump-sum payment from the PBGC after August 5, 2002, you meet item (2) above for any month that you would have received a PBGC benefit if you had not received the lump-sum payment.

How To Take the Credit

To take the credit, complete Form 8885 and attach it to your Form 1040. Include your credit in the total for Form 1040, line 70, and check box c.

You must attach invoices and proof of payment for any amounts you include on Form 8885, line 2, for which you did not receive an advance payment. For details, see Publication 502 or Form 8885.

2005 Tax Table



If your taxable income shown on Form 1040, line 43, or Form 1040A, line 27, is less than \$100,000, you must use the following Tax Table to figure your tax. If your taxable income is \$100,000 or more, use the Tax Computation Worksheet that immediately follows the Tax Rate Schedules.

Example. Mr. and Mrs. Brown are filing a joint return. Their taxable income on Form 1040, line 43, is \$25,300. First, they find the \$25,300–25,350 taxable income line. Next, they find the column for married filing jointly and read down the column. The amount shown where the taxable income line and filing status column meet is \$3,069. This is the tax amount they should enter on Form 1040, line 44, or Form 1040A, line 28.

Sample Table

At least	But less than	Single	Married filing jointly *	Married filing separately	Head of a household
25,200	25,250	3,419	3,054	3,419	3,261
25,250	25,300	3,426	3,061	3,426	3,269
25,300	25,350	3,434	3,069	3,434	3,276
25,350	25,400	3,441	3,076	3,441	3,284

If line 43 (taxable income) is—		And you are—				If line 43 (taxable income) is—		And you are—				If line 43 (taxable income) is—		And you are—			
At least	But less than	Single	Married filing jointly *	Married filing separately	Head of a household	At least	But less than	Single	Married filing jointly *	Married filing separately	Head of a household	At least	But less than	Single	Married filing jointly *	Married filing separately	Head of a household
0	5	0	0	0	0	1,300	1,325	131	131	131	131	2,700	2,725	271	271	271	271
5	15	1	1	1	1	1,325	1,350	134	134	134	134	2,725	2,750	274	274	274	274
15	25	2	2	2	2	1,350	1,375	136	136	136	136	2,750	2,775	276	276	276	276
25	50	4	4	4	4	1,375	1,400	139	139	139	139	2,775	2,800	279	279	279	279
50	75	6	6	6	6	1,400	1,425	141	141	141	141	2,800	2,825	281	281	281	281
75	100	9	9	9	9	1,425	1,450	144	144	144	144	2,825	2,850	284	284	284	284
100	125	11	11	11	11	1,450	1,475	146	146	146	146	2,850	2,875	286	286	286	286
125	150	14	14	14	14	1,475	1,500	149	149	149	149	2,875	2,900	289	289	289	289
150	175	16	16	16	16	1,500	1,525	151	151	151	151	2,900	2,925	291	291	291	291
175	200	19	19	19	19	1,525	1,550	154	154	154	154	2,925	2,950	294	294	294	294
200	225	21	21	21	21	1,550	1,575	156	156	156	156	2,950	2,975	296	296	296	296
225	250	24	24	24	24	1,575	1,600	159	159	159	159	2,975	3,000	299	299	299	299
250	275	26	26	26	26	1,600	1,625	161	161	161	161	3,000					
275	300	29	29	29	29	1,625	1,650	164	164	164	164						
300	325	31	31	31	31	1,650	1,675	166	166	166	166	3,000	3,050	303	303	303	303
325	350	34	34	34	34	1,675	1,700	169	169	169	169	3,050	3,100	308	308	308	308
350	375	36	36	36	36	1,700	1,725	171	171	171	171	3,100	3,150	313	313	313	313
375	400	39	39	39	39	1,725	1,750	174	174	174	174	3,150	3,200	318	318	318	318
400	425	41	41	41	41	1,750	1,775	176	176	176	176	3,200	3,250	323	323	323	323
425	450	44	44	44	44	1,775	1,800	179	179	179	179	3,250	3,300	328	328	328	328
450	475	46	46	46	46	1,800	1,825	181	181	181	181	3,300	3,350	333	333	333	333
475	500	49	49	49	49	1,825	1,850	184	184	184	184	3,350	3,400	338	338	338	338
500	525	51	51	51	51	1,850	1,875	186	186	186	186	3,400	3,450	343	343	343	343
525	550	54	54	54	54	1,875	1,900	189	189	189	189	3,450	3,500	348	348	348	348
550	575	56	56	56	56	1,900	1,925	191	191	191	191	3,500	3,550	353	353	353	353
575	600	59	59	59	59	1,925	1,950	194	194	194	194	3,550	3,600	358	358	358	358
600	625	61	61	61	61	1,950	1,975	196	196	196	196	3,600	3,650	363	363	363	363
625	650	64	64	64	64	1,975	2,000	199	199	199	199	3,650	3,700	368	368	368	368
650	675	66	66	66	66	2,000						3,700	3,750	373	373	373	373
675	700	69	69	69	69	2,000	2,025	201	201	201	201	3,750	3,800	378	378	378	378
700	725	71	71	71	71	2,025	2,050	204	204	204	204	3,800	3,850	383	383	383	383
725	750	74	74	74	74	2,050	2,075	206	206	206	206	3,850	3,900	388	388	388	388
750	775	76	76	76	76	2,075	2,100	209	209	209	209	3,900	3,950	393	393	393	393
775	800	79	79	79	79	2,100	2,125	211	211	211	211	3,950	4,000	398	398	398	398
800	825	81	81	81	81	2,125	2,150	214	214	214	214	4,000					
825	850	84	84	84	84	2,150	2,175	216	216	216	216						
850	875	86	86	86	86	2,175	2,200	219	219	219	219	4,000	4,050	403	403	403	403
875	900	89	89	89	89	2,200	2,225	221	221	221	221	4,050	4,100	408	408	408	408
900	925	91	91	91	91	2,225	2,250	224	224	224	224	4,100	4,150	413	413	413	413
925	950	94	94	94	94	2,250	2,275	226	226	226	226	4,150	4,200	418	418	418	418
950	975	96	96	96	96	2,275	2,300	229	229	229	229	4,200	4,250	423	423	423	423
975	1,000	99	99	99	99	2,300	2,325	231	231	231	231	4,250	4,300	428	428	428	428
1,000						2,325	2,350	234	234	234	234	4,300	4,350	433	433	433	433
1,000	1,025	101	101	101	101	2,350	2,375	236	236	236	236	4,350	4,400	438	438	438	438
1,025	1,050	104	104	104	104	2,375	2,400	239	239	239	239	4,400	4,450	443	443	443	443
1,050	1,075	106	106	106	106	2,400	2,425	241	241	241	241	4,450	4,500	448	448	448	448
1,075	1,100	109	109	109	109	2,425	2,450	244	244	244	244	4,500	4,550	453	453	453	453
1,100	1,125	111	111	111	111	2,450	2,475	246	246	246	246	4,550	4,600	458	458	458	458
1,125	1,150	114	114	114	114	2,475	2,500	249	249	249	249	4,600	4,650	463	463	463	463
1,150	1,175	116	116	116	116	2,500	2,525	251	251	251	251	4,650	4,700	468	468	468	468
1,175	1,200	119	119	119	119	2,525	2,550	254	254	254	254	4,700	4,750	473	473	473	473
1,200	1,225	121	121	121	121	2,550	2,575	256	256	256	256	4,750	4,800	478	478	478	478
1,225	1,250	124	124	124	124	2,575	2,600	259	259	259	259	4,800	4,850	483	483	483	483
1,250	1,275	126	126	126	126	2,600	2,625	261	261	261	261	4,850	4,900	488	488	488	488
1,275	1,300	129	129	129	129	2,625	2,650	264	264	264	264	4,900	4,950	493	493	493	493
						2,650	2,675	266	266	266	266	4,950	5,000	498	498	498	498
						2,675	2,700	269	269	269	269						

(Continued on next page)

* This column must also be used by a qualifying widow(er).

If line 43 (taxable income) is—		And you are—				If line 43 (taxable income) is—		And you are—				If line 43 (taxable income) is—		And you are—			
		Single	Married filing jointly *	Married filing separately	Head of a household			Single	Married filing jointly *	Married filing separately	Head of a household			Single	Married filing jointly *	Married filing separately	Head of a household
At least	But less than	Your tax is—				At least	But less than	Your tax is—				At least	But less than	Your tax is—			
5,000						8,000						11,000					
5,000	5,050	503	503	503	503	8,000	8,050	839	803	839	803	11,000	11,050	1,289	1,103	1,289	1,131
5,050	5,100	508	508	508	508	8,050	8,100	846	808	846	808	11,050	11,100	1,296	1,108	1,296	1,139
5,100	5,150	513	513	513	513	8,100	8,150	854	813	854	813	11,100	11,150	1,304	1,113	1,304	1,146
5,150	5,200	518	518	518	518	8,150	8,200	861	818	861	818	11,150	11,200	1,311	1,118	1,311	1,154
5,200	5,250	523	523	523	523	8,200	8,250	869	823	869	823	11,200	11,250	1,319	1,123	1,319	1,161
5,250	5,300	528	528	528	528	8,250	8,300	876	828	876	828	11,250	11,300	1,326	1,128	1,326	1,169
5,300	5,350	533	533	533	533	8,300	8,350	884	833	884	833	11,300	11,350	1,334	1,133	1,334	1,176
5,350	5,400	538	538	538	538	8,350	8,400	891	838	891	838	11,350	11,400	1,341	1,138	1,341	1,184
5,400	5,450	543	543	543	543	8,400	8,450	899	843	899	843	11,400	11,450	1,349	1,143	1,349	1,191
5,450	5,500	548	548	548	548	8,450	8,500	906	848	906	848	11,450	11,500	1,356	1,148	1,356	1,199
5,500	5,550	553	553	553	553	8,500	8,550	914	853	914	853	11,500	11,550	1,364	1,153	1,364	1,206
5,550	5,600	558	558	558	558	8,550	8,600	921	858	921	858	11,550	11,600	1,371	1,158	1,371	1,214
5,600	5,650	563	563	563	563	8,600	8,650	929	863	929	863	11,600	11,650	1,379	1,163	1,379	1,221
5,650	5,700	568	568	568	568	8,650	8,700	936	868	936	868	11,650	11,700	1,386	1,168	1,386	1,229
5,700	5,750	573	573	573	573	8,700	8,750	944	873	944	873	11,700	11,750	1,394	1,173	1,394	1,236
5,750	5,800	578	578	578	578	8,750	8,800	951	878	951	878	11,750	11,800	1,401	1,178	1,401	1,244
5,800	5,850	583	583	583	583	8,800	8,850	959	883	959	883	11,800	11,850	1,409	1,183	1,409	1,251
5,850	5,900	588	588	588	588	8,850	8,900	966	888	966	888	11,850	11,900	1,416	1,188	1,416	1,259
5,900	5,950	593	593	593	593	8,900	8,950	974	893	974	893	11,900	11,950	1,424	1,193	1,424	1,266
5,950	6,000	598	598	598	598	8,950	9,000	981	898	981	898	11,950	12,000	1,431	1,198	1,431	1,274
6,000						9,000						12,000					
6,000	6,050	603	603	603	603	9,000	9,050	989	903	989	903	12,000	12,050	1,439	1,203	1,439	1,281
6,050	6,100	608	608	608	608	9,050	9,100	996	908	996	908	12,050	12,100	1,446	1,208	1,446	1,289
6,100	6,150	613	613	613	613	9,100	9,150	1,004	913	1,004	913	12,100	12,150	1,454	1,213	1,454	1,296
6,150	6,200	618	618	618	618	9,150	9,200	1,011	918	1,011	918	12,150	12,200	1,461	1,218	1,461	1,304
6,200	6,250	623	623	623	623	9,200	9,250	1,019	923	1,019	923	12,200	12,250	1,469	1,223	1,469	1,311
6,250	6,300	628	628	628	628	9,250	9,300	1,026	928	1,026	928	12,250	12,300	1,476	1,228	1,476	1,319
6,300	6,350	633	633	633	633	9,300	9,350	1,034	933	1,034	933	12,300	12,350	1,484	1,233	1,484	1,326
6,350	6,400	638	638	638	638	9,350	9,400	1,041	938	1,041	938	12,350	12,400	1,491	1,238	1,491	1,334
6,400	6,450	643	643	643	643	9,400	9,450	1,049	943	1,049	943	12,400	12,450	1,499	1,243	1,499	1,341
6,450	6,500	648	648	648	648	9,450	9,500	1,056	948	1,056	948	12,450	12,500	1,506	1,248	1,506	1,349
6,500	6,550	653	653	653	653	9,500	9,550	1,064	953	1,064	953	12,500	12,550	1,514	1,253	1,514	1,356
6,550	6,600	658	658	658	658	9,550	9,600	1,071	958	1,071	958	12,550	12,600	1,521	1,258	1,521	1,364
6,600	6,650	663	663	663	663	9,600	9,650	1,079	963	1,079	963	12,600	12,650	1,529	1,263	1,529	1,371
6,650	6,700	668	668	668	668	9,650	9,700	1,086	968	1,086	968	12,650	12,700	1,536	1,268	1,536	1,379
6,700	6,750	673	673	673	673	9,700	9,750	1,094	973	1,094	973	12,700	12,750	1,544	1,273	1,544	1,386
6,750	6,800	678	678	678	678	9,750	9,800	1,101	978	1,101	978	12,750	12,800	1,551	1,278	1,551	1,394
6,800	6,850	683	683	683	683	9,800	9,850	1,109	983	1,109	983	12,800	12,850	1,559	1,283	1,559	1,401
6,850	6,900	688	688	688	688	9,850	9,900	1,116	988	1,116	988	12,850	12,900	1,566	1,288	1,566	1,409
6,900	6,950	693	693	693	693	9,900	9,950	1,124	993	1,124	993	12,900	12,950	1,574	1,293	1,574	1,416
6,950	7,000	698	698	698	698	9,950	10,000	1,131	998	1,131	998	12,950	13,000	1,581	1,298	1,581	1,424
7,000						10,000						13,000					
7,000	7,050	703	703	703	703	10,000	10,050	1,139	1,003	1,139	1,003	13,000	13,050	1,589	1,303	1,589	1,431
7,050	7,100	708	708	708	708	10,050	10,100	1,146	1,008	1,146	1,008	13,050	13,100	1,596	1,308	1,596	1,439
7,100	7,150	713	713	713	713	10,100	10,150	1,154	1,013	1,154	1,013	13,100	13,150	1,604	1,313	1,604	1,446
7,150	7,200	718	718	718	718	10,150	10,200	1,161	1,018	1,161	1,018	13,150	13,200	1,611	1,318	1,611	1,454
7,200	7,250	723	723	723	723	10,200	10,250	1,169	1,023	1,169	1,023	13,200	13,250	1,619	1,323	1,619	1,461
7,250	7,300	728	728	728	728	10,250	10,300	1,176	1,028	1,176	1,028	13,250	13,300	1,626	1,328	1,626	1,469
7,300	7,350	734	733	734	733	10,300	10,350	1,184	1,033	1,184	1,033	13,300	13,350	1,634	1,333	1,634	1,476
7,350	7,400	741	738	741	738	10,350	10,400	1,191	1,038	1,191	1,038	13,350	13,400	1,641	1,338	1,641	1,484
7,400	7,450	749	743	749	743	10,400	10,450	1,199	1,043	1,199	1,043	13,400	13,450	1,649	1,343	1,649	1,491
7,450	7,500	756	748	756	748	10,450	10,500	1,206	1,048	1,206	1,048	13,450	13,500	1,656	1,348	1,656	1,499
7,500	7,550	764	753	764	753	10,500	10,550	1,214	1,053	1,214	1,056	13,500	13,550	1,664	1,353	1,664	1,506
7,550	7,600	771	758	771	758	10,550	10,600	1,221	1,058	1,221	1,064	13,550	13,600	1,671	1,358	1,671	1,514
7,600	7,650	779	763	779	763	10,600	10,650	1,229	1,063	1,229	1,071	13,600	13,650	1,679	1,363	1,679	1,521
7,650	7,700	786	768	786	768	10,650	10,700	1,236	1,068	1,236	1,079	13,650	13,700	1,686	1,368	1,686	1,529
7,700	7,750	794	773	794	773	10,700	10,750	1,244	1,073	1,244	1,086	13,700	13,750	1,694	1,373	1,694	1,536
7,750	7,800	801	778	801	778	10,750	10,800	1,251	1,078	1,251	1,094	13,750	13,800	1,701	1,378	1,701	1,544
7,800	7,850	809	783	809	783	10,800	10,850	1,259	1,083	1,259	1,101	13,800	13,850	1,709	1,383	1,709	1,551
7,850	7,900	816	788	816	788	10,850	10,900	1,266	1,088	1,266	1,109	13,850	13,900	1,716	1,388	1,716	1,559
7,900	7,950	824	793	824	793	10,900	10,950	1,274	1,093	1,274	1,116	13,900	13,950	1,724	1,393	1,724	1,566
7,950	8,000	831	798	831	798	10,950	11,000	1,281	1,098	1,281	1,124	13,950	14,000	1,731	1,398	1,731	1,574

* This column must also be used by a qualifying widow(er).

(Continued on next page)

2005 Tax Table—Continued

If line 43 (taxable income) is—		And you are—				If line 43 (taxable income) is—		And you are—				If line 43 (taxable income) is—		And you are—			
At least	But less than	Single	Married filing jointly *	Married filing separately	Head of a household	At least	But less than	Single	Married filing jointly *	Married filing separately	Head of a household	At least	But less than	Single	Married filing jointly *	Married filing separately	Head of a household
		Your tax is—						Your tax is—						Your tax is—			
14,000						17,000						20,000					
14,000	14,050	1,739	1,403	1,739	1,581	17,000	17,050	2,189	1,824	2,189	2,031	20,000	20,050	2,639	2,274	2,639	2,481
14,050	14,100	1,746	1,408	1,746	1,589	17,050	17,100	2,196	1,831	2,196	2,039	20,050	20,100	2,646	2,281	2,646	2,489
14,100	14,150	1,754	1,413	1,754	1,596	17,100	17,150	2,204	1,839	2,204	2,046	20,100	20,150	2,654	2,289	2,654	2,496
14,150	14,200	1,761	1,418	1,761	1,604	17,150	17,200	2,211	1,846	2,211	2,054	20,150	20,200	2,661	2,296	2,661	2,504
14,200	14,250	1,769	1,423	1,769	1,611	17,200	17,250	2,219	1,854	2,219	2,061	20,200	20,250	2,669	2,304	2,669	2,511
14,250	14,300	1,776	1,428	1,776	1,619	17,250	17,300	2,226	1,861	2,226	2,069	20,250	20,300	2,676	2,311	2,676	2,519
14,300	14,350	1,784	1,433	1,784	1,626	17,300	17,350	2,234	1,869	2,234	2,076	20,300	20,350	2,684	2,319	2,684	2,526
14,350	14,400	1,791	1,438	1,791	1,634	17,350	17,400	2,241	1,876	2,241	2,084	20,350	20,400	2,691	2,326	2,691	2,534
14,400	14,450	1,799	1,443	1,799	1,641	17,400	17,450	2,249	1,884	2,249	2,091	20,400	20,450	2,699	2,334	2,699	2,541
14,450	14,500	1,806	1,448	1,806	1,649	17,450	17,500	2,256	1,891	2,256	2,099	20,450	20,500	2,706	2,341	2,706	2,549
14,500	14,550	1,814	1,453	1,814	1,656	17,500	17,550	2,264	1,899	2,264	2,106	20,500	20,550	2,714	2,349	2,714	2,556
14,550	14,600	1,821	1,458	1,821	1,664	17,550	17,600	2,271	1,906	2,271	2,114	20,550	20,600	2,721	2,356	2,721	2,564
14,600	14,650	1,829	1,464	1,829	1,671	17,600	17,650	2,279	1,914	2,279	2,121	20,600	20,650	2,729	2,364	2,729	2,571
14,650	14,700	1,836	1,471	1,836	1,679	17,650	17,700	2,286	1,921	2,286	2,129	20,650	20,700	2,736	2,371	2,736	2,579
14,700	14,750	1,844	1,479	1,844	1,686	17,700	17,750	2,294	1,929	2,294	2,136	20,700	20,750	2,744	2,379	2,744	2,586
14,750	14,800	1,851	1,486	1,851	1,694	17,750	17,800	2,301	1,936	2,301	2,144	20,750	20,800	2,751	2,386	2,751	2,594
14,800	14,850	1,859	1,494	1,859	1,701	17,800	17,850	2,309	1,944	2,309	2,151	20,800	20,850	2,759	2,394	2,759	2,601
14,850	14,900	1,866	1,501	1,866	1,709	17,850	17,900	2,316	1,951	2,316	2,159	20,850	20,900	2,766	2,401	2,766	2,609
14,900	14,950	1,874	1,509	1,874	1,716	17,900	17,950	2,324	1,959	2,324	2,166	20,900	20,950	2,774	2,409	2,774	2,616
14,950	15,000	1,881	1,516	1,881	1,724	17,950	18,000	2,331	1,966	2,331	2,174	20,950	21,000	2,781	2,416	2,781	2,624
15,000						18,000						21,000					
15,000	15,050	1,889	1,524	1,889	1,731	18,000	18,050	2,339	1,974	2,339	2,181	21,000	21,050	2,789	2,424	2,789	2,631
15,050	15,100	1,896	1,531	1,896	1,739	18,050	18,100	2,346	1,981	2,346	2,189	21,050	21,100	2,796	2,431	2,796	2,639
15,100	15,150	1,904	1,539	1,904	1,746	18,100	18,150	2,354	1,989	2,354	2,196	21,100	21,150	2,804	2,439	2,804	2,646
15,150	15,200	1,911	1,546	1,911	1,754	18,150	18,200	2,361	1,996	2,361	2,204	21,150	21,200	2,811	2,446	2,811	2,654
15,200	15,250	1,919	1,554	1,919	1,761	18,200	18,250	2,369	2,004	2,369	2,211	21,200	21,250	2,819	2,454	2,819	2,661
15,250	15,300	1,926	1,561	1,926	1,769	18,250	18,300	2,376	2,011	2,376	2,219	21,250	21,300	2,826	2,461	2,826	2,669
15,300	15,350	1,934	1,569	1,934	1,776	18,300	18,350	2,384	2,019	2,384	2,226	21,300	21,350	2,834	2,469	2,834	2,676
15,350	15,400	1,941	1,576	1,941	1,784	18,350	18,400	2,391	2,026	2,391	2,234	21,350	21,400	2,841	2,476	2,841	2,684
15,400	15,450	1,949	1,584	1,949	1,791	18,400	18,450	2,399	2,034	2,399	2,241	21,400	21,450	2,849	2,484	2,849	2,691
15,450	15,500	1,956	1,591	1,956	1,799	18,450	18,500	2,406	2,041	2,406	2,249	21,450	21,500	2,856	2,491	2,856	2,699
15,500	15,550	1,964	1,599	1,964	1,806	18,500	18,550	2,414	2,049	2,414	2,256	21,500	21,550	2,864	2,499	2,864	2,706
15,550	15,600	1,971	1,606	1,971	1,814	18,550	18,600	2,421	2,056	2,421	2,264	21,550	21,600	2,871	2,506	2,871	2,714
15,600	15,650	1,979	1,614	1,979	1,821	18,600	18,650	2,429	2,064	2,429	2,271	21,600	21,650	2,879	2,514	2,879	2,721
15,650	15,700	1,986	1,621	1,986	1,829	18,650	18,700	2,436	2,071	2,436	2,279	21,650	21,700	2,886	2,521	2,886	2,729
15,700	15,750	1,994	1,629	1,994	1,836	18,700	18,750	2,444	2,079	2,444	2,286	21,700	21,750	2,894	2,529	2,894	2,736
15,750	15,800	2,001	1,636	2,001	1,844	18,750	18,800	2,451	2,086	2,451	2,294	21,750	21,800	2,901	2,536	2,901	2,744
15,800	15,850	2,009	1,644	2,009	1,851	18,800	18,850	2,459	2,094	2,459	2,301	21,800	21,850	2,909	2,544	2,909	2,751
15,850	15,900	2,016	1,651	2,016	1,859	18,850	18,900	2,466	2,101	2,466	2,309	21,850	21,900	2,916	2,551	2,916	2,759
15,900	15,950	2,024	1,659	2,024	1,866	18,900	18,950	2,474	2,109	2,474	2,316	21,900	21,950	2,924	2,559	2,924	2,766
15,950	16,000	2,031	1,666	2,031	1,874	18,950	19,000	2,481	2,116	2,481	2,324	21,950	22,000	2,931	2,566	2,931	2,774
16,000						19,000						22,000					
16,000	16,050	2,039	1,674	2,039	1,881	19,000	19,050	2,489	2,124	2,489	2,331	22,000	22,050	2,939	2,574	2,939	2,781
16,050	16,100	2,046	1,681	2,046	1,889	19,050	19,100	2,496	2,131	2,496	2,339	22,050	22,100	2,946	2,581	2,946	2,789
16,100	16,150	2,054	1,689	2,054	1,896	19,100	19,150	2,504	2,139	2,504	2,346	22,100	22,150	2,954	2,589	2,954	2,796
16,150	16,200	2,061	1,696	2,061	1,904	19,150	19,200	2,511	2,146	2,511	2,354	22,150	22,200	2,961	2,596	2,961	2,804
16,200	16,250	2,069	1,704	2,069	1,911	19,200	19,250	2,519	2,154	2,519	2,361	22,200	22,250	2,969	2,604	2,969	2,811
16,250	16,300	2,076	1,711	2,076	1,919	19,250	19,300	2,526	2,161	2,526	2,369	22,250	22,300	2,976	2,611	2,976	2,819
16,300	16,350	2,084	1,719	2,084	1,926	19,300	19,350	2,534	2,169	2,534	2,376	22,300	22,350	2,984	2,619	2,984	2,826
16,350	16,400	2,091	1,726	2,091	1,934	19,350	19,400	2,541	2,176	2,541	2,384	22,350	22,400	2,991	2,626	2,991	2,834
16,400	16,450	2,099	1,734	2,099	1,941	19,400	19,450	2,549	2,184	2,549	2,391	22,400	22,450	2,999	2,634	2,999	2,841
16,450	16,500	2,106	1,741	2,106	1,949	19,450	19,500	2,556	2,191	2,556	2,399	22,450	22,500	3,006	2,641	3,006	2,849
16,500	16,550	2,114	1,749	2,114	1,956	19,500	19,550	2,564	2,199	2,564	2,406	22,500	22,550	3,014	2,649	3,014	2,856
16,550	16,600	2,121	1,756	2,121	1,964	19,550	19,600	2,571	2,206	2,571	2,414	22,550	22,600	3,021	2,656	3,021	2,864
16,600	16,650	2,129	1,764	2,129	1,971	19,600	19,650	2,579	2,214	2,579	2,421	22,600	22,650	3,029	2,664	3,029	2,871
16,650	16,700	2,136	1,771	2,136	1,979	19,650	19,700	2,586	2,221	2,586	2,429	22,650	22,700	3,036	2,671	3,036	2,879
16,700	16,750	2,144	1,779	2,144	1,986	19,700	19,750	2,594	2,229	2,594	2,436	22,700	22,750	3,044	2,679	3,044	2,886
16,750	16,800	2,151	1,786	2,151	1,994	19,750	19,800	2,601	2,236	2,601	2,444	22,750	22,800	3,051	2,686	3,051	2,894
16,800	16,850	2,159	1,794	2,159	2,001	19,800	19,850	2,609	2,244	2,609	2,451	22,800	22,850	3,059	2,694	3,059	2,901
16,850	16,900	2,166	1,801	2,166	2,009	19,850	19,900	2,616	2,251	2,616	2,459	22,850	22,900	3,066	2,701	3,066	2,909
16,900	16,950	2,174	1,809	2,174	2,016	19,900	19,950	2,624	2,259	2,624	2,466	22,900	22,950	3,074	2,709	3,074	2,916
16,950	17,000	2,181	1,816	2,181	2,024	19,950	20,000	2,631	2,266	2,631	2,474	22,950	23,000	3,081	2,716	3,081	2,924

If line 43 (taxable income) is—		And you are—				If line 43 (taxable income) is—		And you are—				If line 43 (taxable income) is—		And you are—			
At least	But less than	Single	Married filing jointly *	Married filing separately	Head of a household	At least	But less than	Single	Married filing jointly *	Married filing separately	Head of a household	At least	But less than	Single	Married filing jointly *	Married filing separately	Head of a household
		Your tax is—						Your tax is—						Your tax is—			
23,000						26,000						29,000					
23,000	23,050	3,089	2,724	3,089	2,931	26,000	26,050	3,539	3,174	3,539	3,381	29,000	29,050	3,989	3,624	3,989	3,831
23,050	23,100	3,096	2,731	3,096	2,939	26,050	26,100	3,546	3,181	3,546	3,389	29,050	29,100	3,996	3,631	3,996	3,839
23,100	23,150	3,104	2,739	3,104	2,946	26,100	26,150	3,554	3,189	3,554	3,396	29,100	29,150	4,004	3,639	4,004	3,846
23,150	23,200	3,111	2,746	3,111	2,954	26,150	26,200	3,561	3,196	3,561	3,404	29,150	29,200	4,011	3,646	4,011	3,854
23,200	23,250	3,119	2,754	3,119	2,961	26,200	26,250	3,569	3,204	3,569	3,411	29,200	29,250	4,019	3,654	4,019	3,861
23,250	23,300	3,126	2,761	3,126	2,969	26,250	26,300	3,576	3,211	3,576	3,419	29,250	29,300	4,026	3,661	4,026	3,869
23,300	23,350	3,134	2,769	3,134	2,976	26,300	26,350	3,584	3,219	3,584	3,426	29,300	29,350	4,034	3,669	4,034	3,876
23,350	23,400	3,141	2,776	3,141	2,984	26,350	26,400	3,591	3,226	3,591	3,434	29,350	29,400	4,041	3,676	4,041	3,884
23,400	23,450	3,149	2,784	3,149	2,991	26,400	26,450	3,599	3,234	3,599	3,441	29,400	29,450	4,049	3,684	4,049	3,891
23,450	23,500	3,156	2,791	3,156	2,999	26,450	26,500	3,606	3,241	3,606	3,449	29,450	29,500	4,056	3,691	4,056	3,899
23,500	23,550	3,164	2,799	3,164	3,006	26,500	26,550	3,614	3,249	3,614	3,456	29,500	29,550	4,064	3,699	4,064	3,906
23,550	23,600	3,171	2,806	3,171	3,014	26,550	26,600	3,621	3,256	3,621	3,464	29,550	29,600	4,071	3,706	4,071	3,914
23,600	23,650	3,179	2,814	3,179	3,021	26,600	26,650	3,629	3,264	3,629	3,471	29,600	29,650	4,079	3,714	4,079	3,921
23,650	23,700	3,186	2,821	3,186	3,029	26,650	26,700	3,636	3,271	3,636	3,479	29,650	29,700	4,086	3,721	4,086	3,929
23,700	23,750	3,194	2,829	3,194	3,036	26,700	26,750	3,644	3,279	3,644	3,486	29,700	29,750	4,096	3,729	4,096	3,936
23,750	23,800	3,201	2,836	3,201	3,044	26,750	26,800	3,651	3,286	3,651	3,494	29,750	29,800	4,109	3,736	4,109	3,944
23,800	23,850	3,209	2,844	3,209	3,051	26,800	26,850	3,659	3,294	3,659	3,501	29,800	29,850	4,121	3,744	4,121	3,951
23,850	23,900	3,216	2,851	3,216	3,059	26,850	26,900	3,666	3,301	3,666	3,509	29,850	29,900	4,134	3,751	4,134	3,959
23,900	23,950	3,224	2,859	3,224	3,066	26,900	26,950	3,674	3,309	3,674	3,516	29,900	29,950	4,146	3,759	4,146	3,966
23,950	24,000	3,231	2,866	3,231	3,074	26,950	27,000	3,681	3,316	3,681	3,524	29,950	30,000	4,159	3,766	4,159	3,974
24,000						27,000						30,000					
24,000	24,050	3,239	2,874	3,239	3,081	27,000	27,050	3,689	3,324	3,689	3,531	30,000	30,050	4,171	3,774	4,171	3,981
24,050	24,100	3,246	2,881	3,246	3,089	27,050	27,100	3,696	3,331	3,696	3,539	30,050	30,100	4,184	3,781	4,184	3,989
24,100	24,150	3,254	2,889	3,254	3,096	27,100	27,150	3,704	3,339	3,704	3,546	30,100	30,150	4,196	3,789	4,196	3,996
24,150	24,200	3,261	2,896	3,261	3,104	27,150	27,200	3,711	3,346	3,711	3,554	30,150	30,200	4,209	3,796	4,209	4,004
24,200	24,250	3,269	2,904	3,269	3,111	27,200	27,250	3,719	3,354	3,719	3,561	30,200	30,250	4,221	3,804	4,221	4,011
24,250	24,300	3,276	2,911	3,276	3,119	27,250	27,300	3,726	3,361	3,726	3,569	30,250	30,300	4,234	3,811	4,234	4,019
24,300	24,350	3,284	2,919	3,284	3,126	27,300	27,350	3,734	3,369	3,734	3,576	30,300	30,350	4,246	3,819	4,246	4,026
24,350	24,400	3,291	2,926	3,291	3,134	27,350	27,400	3,741	3,376	3,741	3,584	30,350	30,400	4,259	3,826	4,259	4,034
24,400	24,450	3,299	2,934	3,299	3,141	27,400	27,450	3,749	3,384	3,749	3,591	30,400	30,450	4,271	3,834	4,271	4,041
24,450	24,500	3,306	2,941	3,306	3,149	27,450	27,500	3,756	3,391	3,756	3,599	30,450	30,500	4,284	3,841	4,284	4,049
24,500	24,550	3,314	2,949	3,314	3,156	27,500	27,550	3,764	3,399	3,764	3,606	30,500	30,550	4,296	3,849	4,296	4,056
24,550	24,600	3,321	2,956	3,321	3,164	27,550	27,600	3,771	3,406	3,771	3,614	30,550	30,600	4,309	3,856	4,309	4,064
24,600	24,650	3,329	2,964	3,329	3,171	27,600	27,650	3,779	3,414	3,779	3,621	30,600	30,650	4,321	3,864	4,321	4,071
24,650	24,700	3,336	2,971	3,336	3,179	27,650	27,700	3,786	3,421	3,786	3,629	30,650	30,700	4,334	3,871	4,334	4,079
24,700	24,750	3,344	2,979	3,344	3,186	27,700	27,750	3,794	3,429	3,794	3,636	30,700	30,750	4,346	3,879	4,346	4,086
24,750	24,800	3,351	2,986	3,351	3,194	27,750	27,800	3,801	3,436	3,801	3,644	30,750	30,800	4,359	3,886	4,359	4,094
24,800	24,850	3,359	2,994	3,359	3,201	27,800	27,850	3,809	3,444	3,809	3,651	30,800	30,850	4,371	3,894	4,371	4,101
24,850	24,900	3,366	3,001	3,366	3,209	27,850	27,900	3,816	3,451	3,816	3,659	30,850	30,900	4,384	3,901	4,384	4,109
24,900	24,950	3,374	3,009	3,374	3,216	27,900	27,950	3,824	3,459	3,824	3,666	30,900	30,950	4,396	3,909	4,396	4,116
24,950	25,000	3,381	3,016	3,381	3,224	27,950	28,000	3,831	3,466	3,831	3,674	30,950	31,000	4,409	3,916	4,409	4,124
25,000						28,000						31,000					
25,000	25,050	3,389	3,024	3,389	3,231	28,000	28,050	3,839	3,474	3,839	3,681	31,000	31,050	4,421	3,924	4,421	4,131
25,050	25,100	3,396	3,031	3,396	3,239	28,050	28,100	3,846	3,481	3,846	3,689	31,050	31,100	4,434	3,931	4,434	4,139
25,100	25,150	3,404	3,039	3,404	3,246	28,100	28,150	3,854	3,489	3,854	3,696	31,100	31,150	4,446	3,939	4,446	4,146
25,150	25,200	3,411	3,046	3,411	3,254	28,150	28,200	3,861	3,496	3,861	3,704	31,150	31,200	4,459	3,946	4,459	4,154
25,200	25,250	3,419	3,054	3,419	3,261	28,200	28,250	3,869	3,504	3,869	3,711	31,200	31,250	4,471	3,954	4,471	4,161
25,250	25,300	3,426	3,061	3,426	3,269	28,250	28,300	3,876	3,511	3,876	3,719	31,250	31,300	4,484	3,961	4,484	4,169
25,300	25,350	3,434	3,069	3,434	3,276	28,300	28,350	3,884	3,519	3,884	3,726	31,300	31,350	4,496	3,969	4,496	4,176
25,350	25,400	3,441	3,076	3,441	3,284	28,350	28,400	3,891	3,526	3,891	3,734	31,350	31,400	4,509	3,976	4,509	4,184
25,400	25,450	3,449	3,084	3,449	3,291	28,400	28,450	3,899	3,534	3,899	3,741	31,400	31,450	4,521	3,984	4,521	4,191
25,450	25,500	3,456	3,091	3,456	3,299	28,450	28,500	3,906	3,541	3,906	3,749	31,450	31,500	4,534	3,991	4,534	4,199
25,500	25,550	3,464	3,099	3,464	3,306	28,500	28,550	3,914	3,549	3,914	3,756	31,500	31,550	4,546	3,999	4,546	4,206
25,550	25,600	3,471	3,106	3,471	3,314	28,550	28,600	3,921	3,556	3,921	3,764	31,550	31,600	4,559	4,006	4,559	4,214
25,600	25,650	3,479	3,114	3,479	3,321	28,600	28,650	3,929	3,564	3,929	3,771	31,600	31,650	4,571	4,014	4,571	4,221
25,650	25,700	3,486	3,121	3,486	3,329	28,650	28,700	3,936	3,571	3,936	3,779	31,650	31,700	4,584	4,021	4,584	4,229
25,700	25,750	3,494	3,129	3,494	3,336	28,700	28,750	3,944	3,579	3,944	3,786	31,700	31,750	4,596	4,029	4,596	4,236
25,750	25,800	3,501	3,136	3,501	3,344	28,											

2005 Tax Table—Continued

If line 43 (taxable income) is—		And you are—				If line 43 (taxable income) is—		And you are—				If line 43 (taxable income) is—		And you are—			
At least	But less than	Single	Married filing jointly *	Married filing separately	Head of a household	At least	But less than	Single	Married filing jointly *	Married filing separately	Head of a household	At least	But less than	Single	Married filing jointly *	Married filing separately	Head of a household
		Your tax is—						Your tax is—						Your tax is—			
32,000						35,000						38,000					
32,000	32,050	4,671	4,074	4,671	4,281	35,000	35,050	5,421	4,524	5,421	4,731	38,000	38,050	6,171	4,974	6,171	5,181
32,050	32,100	4,684	4,081	4,684	4,289	35,050	35,100	5,434	4,531	5,434	4,739	38,050	38,100	6,184	4,981	6,184	5,189
32,100	32,150	4,696	4,089	4,696	4,296	35,100	35,150	5,446	4,539	5,446	4,746	38,100	38,150	6,196	4,989	6,196	5,196
32,150	32,200	4,709	4,096	4,709	4,304	35,150	35,200	5,459	4,546	5,459	4,754	38,150	38,200	6,209	4,996	6,209	5,204
32,200	32,250	4,721	4,104	4,721	4,311	35,200	35,250	5,471	4,554	5,471	4,761	38,200	38,250	6,221	5,004	6,221	5,211
32,250	32,300	4,734	4,111	4,734	4,319	35,250	35,300	5,484	4,561	5,484	4,769	38,250	38,300	6,234	5,011	6,234	5,219
32,300	32,350	4,746	4,119	4,746	4,326	35,300	35,350	5,496	4,569	5,496	4,776	38,300	38,350	6,246	5,019	6,246	5,226
32,350	32,400	4,759	4,126	4,759	4,334	35,350	35,400	5,509	4,576	5,509	4,784	38,350	38,400	6,259	5,026	6,259	5,234
32,400	32,450	4,771	4,134	4,771	4,341	35,400	35,450	5,521	4,584	5,521	4,791	38,400	38,450	6,271	5,034	6,271	5,241
32,450	32,500	4,784	4,141	4,784	4,349	35,450	35,500	5,534	4,591	5,534	4,799	38,450	38,500	6,284	5,041	6,284	5,249
32,500	32,550	4,796	4,149	4,796	4,356	35,500	35,550	5,546	4,599	5,546	4,806	38,500	38,550	6,296	5,049	6,296	5,256
32,550	32,600	4,809	4,156	4,809	4,364	35,550	35,600	5,559	4,606	5,559	4,814	38,550	38,600	6,309	5,056	6,309	5,264
32,600	32,650	4,821	4,164	4,821	4,371	35,600	35,650	5,571	4,614	5,571	4,821	38,600	38,650	6,321	5,064	6,321	5,271
32,650	32,700	4,834	4,171	4,834	4,379	35,650	35,700	5,584	4,621	5,584	4,829	38,650	38,700	6,334	5,071	6,334	5,279
32,700	32,750	4,846	4,179	4,846	4,386	35,700	35,750	5,596	4,629	5,596	4,836	38,700	38,750	6,346	5,079	6,346	5,286
32,750	32,800	4,859	4,186	4,859	4,394	35,750	35,800	5,609	4,636	5,609	4,844	38,750	38,800	6,359	5,086	6,359	5,294
32,800	32,850	4,871	4,194	4,871	4,401	35,800	35,850	5,621	4,644	5,621	4,851	38,800	38,850	6,371	5,094	6,371	5,301
32,850	32,900	4,884	4,201	4,884	4,409	35,850	35,900	5,634	4,651	5,634	4,859	38,850	38,900	6,384	5,101	6,384	5,309
32,900	32,950	4,896	4,209	4,896	4,416	35,900	35,950	5,646	4,659	5,646	4,866	38,900	38,950	6,396	5,109	6,396	5,316
32,950	33,000	4,909	4,216	4,909	4,424	35,950	36,000	5,659	4,666	5,659	4,874	38,950	39,000	6,409	5,116	6,409	5,324
33,000						36,000						39,000					
33,000	33,050	4,921	4,224	4,921	4,431	36,000	36,050	5,671	4,674	5,671	4,881	39,000	39,050	6,421	5,124	6,421	5,331
33,050	33,100	4,934	4,231	4,934	4,439	36,050	36,100	5,684	4,681	5,684	4,889	39,050	39,100	6,434	5,131	6,434	5,339
33,100	33,150	4,946	4,239	4,946	4,446	36,100	36,150	5,696	4,689	5,696	4,896	39,100	39,150	6,446	5,139	6,446	5,346
33,150	33,200	4,959	4,246	4,959	4,454	36,150	36,200	5,709	4,696	5,709	4,904	39,150	39,200	6,459	5,146	6,459	5,354
33,200	33,250	4,971	4,254	4,971	4,461	36,200	36,250	5,721	4,704	5,721	4,911	39,200	39,250	6,471	5,154	6,471	5,361
33,250	33,300	4,984	4,261	4,984	4,469	36,250	36,300	5,734	4,711	5,734	4,919	39,250	39,300	6,484	5,161	6,484	5,369
33,300	33,350	4,996	4,269	4,996	4,476	36,300	36,350	5,746	4,719	5,746	4,926	39,300	39,350	6,496	5,169	6,496	5,376
33,350	33,400	5,009	4,276	5,009	4,484	36,350	36,400	5,759	4,726	5,759	4,934	39,350	39,400	6,509	5,176	6,509	5,384
33,400	33,450	5,021	4,284	5,021	4,491	36,400	36,450	5,771	4,734	5,771	4,941	39,400	39,450	6,521	5,184	6,521	5,391
33,450	33,500	5,034	4,291	5,034	4,499	36,450	36,500	5,784	4,741	5,784	4,949	39,450	39,500	6,534	5,191	6,534	5,399
33,500	33,550	5,046	4,299	5,046	4,506	36,500	36,550	5,796	4,749	5,796	4,956	39,500	39,550	6,546	5,199	6,546	5,406
33,550	33,600	5,059	4,306	5,059	4,514	36,550	36,600	5,809	4,756	5,809	4,964	39,550	39,600	6,559	5,206	6,559	5,414
33,600	33,650	5,071	4,314	5,071	4,521	36,600	36,650	5,821	4,764	5,821	4,971	39,600	39,650	6,571	5,214	6,571	5,421
33,650	33,700	5,084	4,321	5,084	4,529	36,650	36,700	5,834	4,771	5,834	4,979	39,650	39,700	6,584	5,221	6,584	5,429
33,700	33,750	5,096	4,329	5,096	4,536	36,700	36,750	5,846	4,779	5,846	4,986	39,700	39,750	6,596	5,229	6,596	5,436
33,750	33,800	5,109	4,336	5,109	4,544	36,750	36,800	5,859	4,786	5,859	4,994	39,750	39,800	6,609	5,236	6,609	5,444
33,800	33,850	5,121	4,344	5,121	4,551	36,800	36,850	5,871	4,794	5,871	5,001	39,800	39,850	6,621	5,244	6,621	5,454
33,850	33,900	5,134	4,351	5,134	4,559	36,850	36,900	5,884	4,801	5,884	5,009	39,850	39,900	6,634	5,251	6,634	5,466
33,900	33,950	5,146	4,359	5,146	4,566	36,900	36,950	5,896	4,809	5,896	5,016	39,900	39,950	6,646	5,259	6,646	5,479
33,950	34,000	5,159	4,366	5,159	4,574	36,950	37,000	5,909	4,816	5,909	5,024	39,950	40,000	6,659	5,266	6,659	5,491
34,000						37,000						40,000					
34,000	34,050	5,171	4,374	5,171	4,581	37,000	37,050	5,921	4,824	5,921	5,031	40,000	40,050	6,671	5,274	6,671	5,504
34,050	34,100	5,184	4,381	5,184	4,589	37,050	37,100	5,934	4,831	5,934	5,039	40,050	40,100	6,684	5,281	6,684	5,516
34,100	34,150	5,196	4,389	5,196	4,596	37,100	37,150	5,946	4,839	5,946	5,046	40,100	40,150	6,696	5,289	6,696	5,529
34,150	34,200	5,209	4,396	5,209	4,604	37,150	37,200	5,959	4,846	5,959	5,054	40,150	40,200	6,709	5,296	6,709	5,541
34,200	34,250	5,221	4,404	5,221	4,611	37,200	37,250	5,971	4,854	5,971	5,061	40,200	40,250	6,721	5,304	6,721	5,554
34,250	34,300	5,234	4,411	5,234	4,619	37,250	37,300	5,984	4,861	5,984	5,069	40,250	40,300	6,734	5,311	6,734	5,566
34,300	34,350	5,246	4,419	5,246	4,626	37,300	37,350	5,996	4,869	5,996	5,076	40,300	40,350	6,746	5,319	6,746	5,579
34,350	34,400	5,259	4,426	5,259	4,634	37,350	37,400	6,009	4,876	6,009	5,084	40,350	40,400	6,759	5,326	6,759	5,591
34,400	34,450	5,271	4,434	5,271	4,641	37,400	37,450	6,021	4,884	6,021	5,091	40,400	40,450	6,771	5,334	6,771	5,604
34,450	34,500	5,284	4,441	5,284	4,649	37,450	37,500	6,034	4,891	6,034	5,099	40,450	40,500	6,784	5,341	6,784	5,616
34,500	34,550	5,296	4,449	5,296	4,656	37,500	37,550	6,046	4,899	6,046	5,106	40,500	40,550	6,796	5,349	6,796	5,629
34,550	34,600	5,309	4,456	5,309	4,664	37,550	37,600	6,059	4,906	6,059	5,114	40,550	40,600	6,809	5,356	6,809	5,641
34,600	34,650	5,321	4,464	5,321	4,671	37,600	37,650	6,071	4,914	6,071	5,121	40,600	40,650	6,821	5,364	6,821	5,

If line 43 (taxable income) is—		And you are—				If line 43 (taxable income) is—		And you are—				If line 43 (taxable income) is—		And you are—			
At least	But less than	Single	Married filing jointly *	Married filing separately	Head of a household	At least	But less than	Single	Married filing jointly *	Married filing separately	Head of a household	At least	But less than	Single	Married filing jointly *	Married filing separately	Head of a household
		Your tax is—						Your tax is—						Your tax is—			
41,000						44,000						47,000					
41,000	41,050	6,921	5,424	6,921	5,754	44,000	44,050	7,671	5,874	7,671	6,504	47,000	47,050	8,421	6,324	8,421	7,254
41,050	41,100	6,934	5,431	6,934	5,766	44,050	44,100	7,684	5,881	7,684	6,516	47,050	47,100	8,434	6,331	8,434	7,266
41,100	41,150	6,946	5,439	6,946	5,779	44,100	44,150	7,696	5,889	7,696	6,529	47,100	47,150	8,446	6,339	8,446	7,279
41,150	41,200	6,959	5,446	6,959	5,791	44,150	44,200	7,709	5,896	7,709	6,541	47,150	47,200	8,459	6,346	8,459	7,291
41,200	41,250	6,971	5,454	6,971	5,804	44,200	44,250	7,721	5,904	7,721	6,554	47,200	47,250	8,471	6,354	8,471	7,304
41,250	41,300	6,984	5,461	6,984	5,816	44,250	44,300	7,734	5,911	7,734	6,566	47,250	47,300	8,484	6,361	8,484	7,316
41,300	41,350	6,996	5,469	6,996	5,829	44,300	44,350	7,746	5,919	7,746	6,579	47,300	47,350	8,496	6,369	8,496	7,329
41,350	41,400	7,009	5,476	7,009	5,841	44,350	44,400	7,759	5,926	7,759	6,591	47,350	47,400	8,509	6,376	8,509	7,341
41,400	41,450	7,021	5,484	7,021	5,854	44,400	44,450	7,771	5,934	7,771	6,604	47,400	47,450	8,521	6,384	8,521	7,354
41,450	41,500	7,034	5,491	7,034	5,866	44,450	44,500	7,784	5,941	7,784	6,616	47,450	47,500	8,534	6,391	8,534	7,366
41,500	41,550	7,046	5,499	7,046	5,879	44,500	44,550	7,796	5,949	7,796	6,629	47,500	47,550	8,546	6,399	8,546	7,379
41,550	41,600	7,059	5,506	7,059	5,891	44,550	44,600	7,809	5,956	7,809	6,641	47,550	47,600	8,559	6,406	8,559	7,391
41,600	41,650	7,071	5,514	7,071	5,904	44,600	44,650	7,821	5,964	7,821	6,654	47,600	47,650	8,571	6,414	8,571	7,404
41,650	41,700	7,084	5,521	7,084	5,916	44,650	44,700	7,834	5,971	7,834	6,666	47,650	47,700	8,584	6,421	8,584	7,416
41,700	41,750	7,096	5,529	7,096	5,929	44,700	44,750	7,846	5,979	7,846	6,679	47,700	47,750	8,596	6,429	8,596	7,429
41,750	41,800	7,109	5,536	7,109	5,941	44,750	44,800	7,859	5,986	7,859	6,691	47,750	47,800	8,609	6,436	8,609	7,441
41,800	41,850	7,121	5,544	7,121	5,954	44,800	44,850	7,871	5,994	7,871	6,704	47,800	47,850	8,621	6,444	8,621	7,454
41,850	41,900	7,134	5,551	7,134	5,966	44,850	44,900	7,884	6,001	7,884	6,716	47,850	47,900	8,634	6,451	8,634	7,466
41,900	41,950	7,146	5,559	7,146	5,979	44,900	44,950	7,896	6,009	7,896	6,729	47,900	47,950	8,646	6,459	8,646	7,479
41,950	42,000	7,159	5,566	7,159	5,991	44,950	45,000	7,909	6,016	7,909	6,741	47,950	48,000	8,659	6,466	8,659	7,491
42,000						45,000						48,000					
42,000	42,050	7,171	5,574	7,171	6,004	45,000	45,050	7,921	6,024	7,921	6,754	48,000	48,050	8,671	6,474	8,671	7,504
42,050	42,100	7,184	5,581	7,184	6,016	45,050	45,100	7,934	6,031	7,934	6,766	48,050	48,100	8,684	6,481	8,684	7,516
42,100	42,150	7,196	5,589	7,196	6,029	45,100	45,150	7,946	6,039	7,946	6,779	48,100	48,150	8,696	6,489	8,696	7,529
42,150	42,200	7,209	5,596	7,209	6,041	45,150	45,200	7,959	6,046	7,959	6,791	48,150	48,200	8,709	6,496	8,709	7,541
42,200	42,250	7,221	5,604	7,221	6,054	45,200	45,250	7,971	6,054	7,971	6,804	48,200	48,250	8,721	6,504	8,721	7,554
42,250	42,300	7,234	5,611	7,234	6,066	45,250	45,300	7,984	6,061	7,984	6,816	48,250	48,300	8,734	6,511	8,734	7,566
42,300	42,350	7,246	5,619	7,246	6,079	45,300	45,350	7,996	6,069	7,996	6,829	48,300	48,350	8,746	6,519	8,746	7,579
42,350	42,400	7,259	5,626	7,259	6,091	45,350	45,400	8,009	6,076	8,009	6,841	48,350	48,400	8,759	6,526	8,759	7,591
42,400	42,450	7,271	5,634	7,271	6,104	45,400	45,450	8,021	6,084	8,021	6,854	48,400	48,450	8,771	6,534	8,771	7,604
42,450	42,500	7,284	5,641	7,284	6,116	45,450	45,500	8,034	6,091	8,034	6,866	48,450	48,500	8,784	6,541	8,784	7,616
42,500	42,550	7,296	5,649	7,296	6,129	45,500	45,550	8,046	6,099	8,046	6,879	48,500	48,550	8,796	6,549	8,796	7,629
42,550	42,600	7,309	5,656	7,309	6,141	45,550	45,600	8,059	6,106	8,059	6,891	48,550	48,600	8,809	6,556	8,809	7,641
42,600	42,650	7,321	5,664	7,321	6,154	45,600	45,650	8,071	6,114	8,071	6,904	48,600	48,650	8,821	6,564	8,821	7,654
42,650	42,700	7,334	5,671	7,334	6,166	45,650	45,700	8,084	6,121	8,084	6,916	48,650	48,700	8,834	6,571	8,834	7,666
42,700	42,750	7,346	5,679	7,346	6,179	45,700	45,750	8,096	6,129	8,096	6,929	48,700	48,750	8,846	6,579	8,846	7,679
42,750	42,800	7,359	5,686	7,359	6,191	45,750	45,800	8,109	6,136	8,109	6,941	48,750	48,800	8,859	6,586	8,859	7,691
42,800	42,850	7,371	5,694	7,371	6,204	45,800	45,850	8,121	6,144	8,121	6,954	48,800	48,850	8,871	6,594	8,871	7,704
42,850	42,900	7,384	5,701	7,384	6,216	45,850	45,900	8,134	6,151	8,134	6,966	48,850	48,900	8,884	6,601	8,884	7,716
42,900	42,950	7,396	5,709	7,396	6,229	45,900	45,950	8,146	6,159	8,146	6,979	48,900	48,950	8,896	6,609	8,896	7,729
42,950	43,000	7,409	5,716	7,409	6,241	45,950	46,000	8,159	6,166	8,159	6,991	48,950	49,000	8,909	6,616	8,909	7,741
43,000						46,000						49,000					
43,000	43,050	7,421	5,724	7,421	6,254	46,000	46,050	8,171	6,174	8,171	7,004	49,000	49,050	8,921	6,624	8,921	7,754
43,050	43,100	7,434	5,731	7,434	6,266	46,050	46,100	8,184	6,181	8,184	7,016	49,050	49,100	8,934	6,631	8,934	7,766
43,100	43,150	7,446	5,739	7,446	6,279	46,100	46,150	8,196	6,189	8,196	7,029	49,100	49,150	8,946	6,639	8,946	7,779
43,150	43,200	7,459	5,746	7,459	6,291	46,150	46,200	8,209	6,196	8,209	7,041	49,150	49,200	8,959	6,646	8,959	7,791
43,200	43,250	7,471	5,754	7,471	6,304	46,200	46,250	8,221	6,204	8,221	7,054	49,200	49,250	8,971	6,654	8,971	7,804
43,250	43,300	7,484	5,761	7,484	6,316	46,250	46,300	8,234	6,211	8,234	7,066	49,250	49,300	8,984	6,661	8,984	7,816
43,300	43,350	7,496	5,769	7,496	6,329	46,300	46,350	8,246	6,219	8,246	7,079	49,300	49,350	8,996	6,669	8,996	7,829
43,350	43,400	7,509	5,776	7,509	6,341	46,350	46,400	8,259	6,226	8,259	7,091	49,350	49,400	9,009	6,676	9,009	7,841
43,400	43,450	7,521	5,784	7,521	6,354	46,400	46,450	8,271	6,234	8,271	7,104	49,400	49,450	9,021	6,684	9,021	7,854
43,450	43,500	7,534	5,791	7,534	6,366	46,450	46,500	8,284	6,241	8,284	7,116	49,450	49,500	9,034	6,691	9,034	7,866
43,500	43,550	7,546	5,799	7,546	6,379	46,500	46,550	8,296	6,249	8,296	7,129	49,500	49,550	9,046	6,699	9,046	7,879
43,550	43,600	7,559	5,806	7,559	6,391	46,550	46,600	8,309	6,256	8,309	7,141	49,550	49,600	9,059	6,706	9,059	7,891
43,600	43,650	7,571	5,814	7,571	6,404	46,600	46,650	8,321	6,264	8,321	7,154	49,600	49,650	9,071	6,714	9,071	7,904
43,650	43,700	7,584	5,821	7,584	6,416	46,650	46,700	8,334	6,271	8,334	7,166	49,650	49,700	9,084	6,721	9,084	7,916
43,700	43,750	7,596	5,829	7,596	6,429	46,700	46,750	8,346	6,279	8,346	7,179	49,700	49,750	9,096	6,729	9,096	7,929
43,750	43,800	7,609	5,836	7,609	6,441	46,750	46,800	8,359	6,286	8,359	7,191	49,750	49,800	9,109	6,736	9,109	7,941
43,800	43,850	7,621	5,844	7,621	6,454	46,800	46,850	8,371	6,294	8,371	7,204	49,800	49,850	9,121	6,744	9,121	7,954
43,850	43,900	7,634	5,851	7,634	6,466	46,850	46,900	8,384	6,301	8,384	7,216	49,850	49,900	9,134	6,751	9,134	7,966
43,900	43,950	7,646	5,859	7,646	6,479	46,900	46,950	8,396	6,309	8,396	7,229	49,900	49,950	9,146	6,759	9,146	7,979
43,950	44,000	7,659	5,866	7,659	6,491	46,950	47,000	8,409	6,316	8,409							

2005 Tax Table—Continued

If line 43 (taxable income) is—		And you are—				If line 43 (taxable income) is—		And you are—				If line 43 (taxable income) is—		And you are—			
At least	But less than	Single	Married filing jointly *	Married filing separately	Head of a household	At least	But less than	Single	Married filing jointly *	Married filing separately	Head of a household	At least	But less than	Single	Married filing jointly *	Married filing separately	Head of a household
		Your tax is—						Your tax is—						Your tax is—			
50,000						53,000						56,000					
50,000	50,050	9,171	6,774	9,171	8,004	53,000	53,050	9,921	7,224	9,921	8,754	56,000	56,050	10,671	7,674	10,671	9,504
50,050	50,100	9,184	6,781	9,184	8,016	53,050	53,100	9,934	7,231	9,934	8,766	56,050	56,100	10,684	7,681	10,684	9,516
50,100	50,150	9,196	6,789	9,196	8,029	53,100	53,150	9,946	7,239	9,946	8,779	56,100	56,150	10,696	7,689	10,696	9,529
50,150	50,200	9,209	6,796	9,209	8,041	53,150	53,200	9,959	7,246	9,959	8,791	56,150	56,200	10,709	7,696	10,709	9,541
50,200	50,250	9,221	6,804	9,221	8,054	53,200	53,250	9,971	7,254	9,971	8,804	56,200	56,250	10,721	7,704	10,721	9,554
50,250	50,300	9,234	6,811	9,234	8,066	53,250	53,300	9,984	7,261	9,984	8,816	56,250	56,300	10,734	7,711	10,734	9,566
50,300	50,350	9,246	6,819	9,246	8,079	53,300	53,350	9,996	7,269	9,996	8,829	56,300	56,350	10,746	7,719	10,746	9,579
50,350	50,400	9,259	6,826	9,259	8,091	53,350	53,400	10,009	7,276	10,009	8,841	56,350	56,400	10,759	7,726	10,759	9,591
50,400	50,450	9,271	6,834	9,271	8,104	53,400	53,450	10,021	7,284	10,021	8,854	56,400	56,450	10,771	7,734	10,771	9,604
50,450	50,500	9,284	6,841	9,284	8,116	53,450	53,500	10,034	7,291	10,034	8,866	56,450	56,500	10,784	7,741	10,784	9,616
50,500	50,550	9,296	6,849	9,296	8,129	53,500	53,550	10,046	7,299	10,046	8,879	56,500	56,550	10,796	7,749	10,796	9,629
50,550	50,600	9,309	6,856	9,309	8,141	53,550	53,600	10,059	7,306	10,059	8,891	56,550	56,600	10,809	7,756	10,809	9,641
50,600	50,650	9,321	6,864	9,321	8,154	53,600	53,650	10,071	7,314	10,071	8,904	56,600	56,650	10,821	7,764	10,821	9,654
50,650	50,700	9,334	6,871	9,334	8,166	53,650	53,700	10,084	7,321	10,084	8,916	56,650	56,700	10,834	7,771	10,834	9,666
50,700	50,750	9,346	6,879	9,346	8,179	53,700	53,750	10,096	7,329	10,096	8,929	56,700	56,750	10,846	7,779	10,846	9,679
50,750	50,800	9,359	6,886	9,359	8,191	53,750	53,800	10,109	7,336	10,109	8,941	56,750	56,800	10,859	7,786	10,859	9,691
50,800	50,850	9,371	6,894	9,371	8,204	53,800	53,850	10,121	7,344	10,121	8,954	56,800	56,850	10,871	7,794	10,871	9,704
50,850	50,900	9,384	6,901	9,384	8,216	53,850	53,900	10,134	7,351	10,134	8,966	56,850	56,900	10,884	7,801	10,884	9,716
50,900	50,950	9,396	6,909	9,396	8,229	53,900	53,950	10,146	7,359	10,146	8,979	56,900	56,950	10,896	7,809	10,896	9,729
50,950	51,000	9,409	6,916	9,409	8,241	53,950	54,000	10,159	7,366	10,159	8,991	56,950	57,000	10,909	7,816	10,909	9,741
51,000						54,000						57,000					
51,000	51,050	9,421	6,924	9,421	8,254	54,000	54,050	10,171	7,374	10,171	9,004	57,000	57,050	10,921	7,824	10,921	9,754
51,050	51,100	9,434	6,931	9,434	8,266	54,050	54,100	10,184	7,381	10,184	9,016	57,050	57,100	10,934	7,831	10,934	9,766
51,100	51,150	9,446	6,939	9,446	8,279	54,100	54,150	10,196	7,389	10,196	9,029	57,100	57,150	10,946	7,839	10,946	9,779
51,150	51,200	9,459	6,946	9,459	8,291	54,150	54,200	10,209	7,396	10,209	9,041	57,150	57,200	10,959	7,846	10,959	9,791
51,200	51,250	9,471	6,954	9,471	8,304	54,200	54,250	10,221	7,404	10,221	9,054	57,200	57,250	10,971	7,854	10,971	9,804
51,250	51,300	9,484	6,961	9,484	8,316	54,250	54,300	10,234	7,411	10,234	9,066	57,250	57,300	10,984	7,861	10,984	9,816
51,300	51,350	9,496	6,969	9,496	8,329	54,300	54,350	10,246	7,419	10,246	9,079	57,300	57,350	10,996	7,869	10,996	9,829
51,350	51,400	9,509	6,976	9,509	8,341	54,350	54,400	10,259	7,426	10,259	9,091	57,350	57,400	11,009	7,876	11,009	9,841
51,400	51,450	9,521	6,984	9,521	8,354	54,400	54,450	10,271	7,434	10,271	9,104	57,400	57,450	11,021	7,884	11,021	9,854
51,450	51,500	9,534	6,991	9,534	8,366	54,450	54,500	10,284	7,441	10,284	9,116	57,450	57,500	11,034	7,891	11,034	9,866
51,500	51,550	9,546	6,999	9,546	8,379	54,500	54,550	10,296	7,449	10,296	9,129	57,500	57,550	11,046	7,899	11,046	9,879
51,550	51,600	9,559	7,006	9,559	8,391	54,550	54,600	10,309	7,456	10,309	9,141	57,550	57,600	11,059	7,906	11,059	9,891
51,600	51,650	9,571	7,014	9,571	8,404	54,600	54,650	10,321	7,464	10,321	9,154	57,600	57,650	11,071	7,914	11,071	9,904
51,650	51,700	9,584	7,021	9,584	8,416	54,650	54,700	10,334	7,471	10,334	9,166	57,650	57,700	11,084	7,921	11,084	9,916
51,700	51,750	9,596	7,029	9,596	8,429	54,700	54,750	10,346	7,479	10,346	9,179	57,700	57,750	11,096	7,929	11,096	9,929
51,750	51,800	9,609	7,036	9,609	8,441	54,750	54,800	10,359	7,486	10,359	9,191	57,750	57,800	11,109	7,936	11,109	9,941
51,800	51,850	9,621	7,044	9,621	8,454	54,800	54,850	10,371	7,494	10,371	9,204	57,800	57,850	11,121	7,944	11,121	9,954
51,850	51,900	9,634	7,051	9,634	8,466	54,850	54,900	10,384	7,501	10,384	9,216	57,850	57,900	11,134	7,951	11,134	9,966
51,900	51,950	9,646	7,059	9,646	8,479	54,900	54,950	10,396	7,509	10,396	9,229	57,900	57,950	11,146	7,959	11,146	9,979
51,950	52,000	9,659	7,066	9,659	8,491	54,950	55,000	10,409	7,516	10,409	9,241	57,950	58,000	11,159	7,966	11,159	9,991
52,000						55,000						58,000					
52,000	52,050	9,671	7,074	9,671	8,504	55,000	55,050	10,421	7,524	10,421	9,254	58,000	58,050	11,171	7,974	11,171	10,004
52,050	52,100	9,684	7,081	9,684	8,516	55,050	55,100	10,434	7,531	10,434	9,266	58,050	58,100	11,184	7,981	11,184	10,016
52,100	52,150	9,696	7,089	9,696	8,529	55,100	55,150	10,446	7,539	10,446	9,279	58,100	58,150	11,196	7,989	11,196	10,029
52,150	52,200	9,709	7,096	9,709	8,541	55,150	55,200	10,459	7,546	10,459	9,291	58,150	58,200	11,209	7,996	11,209	10,041
52,200	52,250	9,721	7,104	9,721	8,554	55,200	55,250	10,471	7,554	10,471	9,304	58,200	58,250	11,221	8,004	11,221	10,054
52,250	52,300	9,734	7,111	9,734	8,566	55,250	55,300	10,484	7,561	10,484	9,316	58,250	58,300	11,234	8,011	11,234	10,066
52,300	52,350	9,746	7,119	9,746	8,579	55,300	55,350	10,496	7,569	10,496	9,329	58,300	58,350	11,246	8,019	11,246	10,079
52,350	52,400	9,759	7,126	9,759	8,591	55,350	55,400	10,509	7,576	10,509	9,341	58,350	58,400	11,259	8,026	11,259	10,091
52,400	52,450	9,771	7,134	9,771	8,604	55,400	55,450	10,521	7,584	10,521	9,354	58,400	58,450	11,271	8,034	11,271	10,104
52,450	52,500	9,784	7,141	9,784	8,616	55,450	55,500	10,534	7,591	10,534	9,366	58,450	58,500	11,284	8,041	11,284	10,116
52,500	52,550	9,796	7,149	9,796	8,629	55,500	55,550	10,546	7,599	10,546	9,379	58,500	58,550	11,296	8,049	11,296	10,129
52,550	52,600	9,809	7,156	9,809	8,641	55,550	55,600	10,559	7,606	10,559	9,391	58,550	58,600	11,309	8,056	11,309	10,141
52,600	52,650	9,821	7,164	9,821	8,654	55,600	55,650	10,571	7,614	10,571	9,404	58,600	58,650	11,321	8,064	11,321	10,154
52,650	52,700	9,834	7,171	9,834	8,666	55,650	55,700	10,584	7,621	10,584	9,416	58,650	58,700	11,334	8,071	11,334	10,166
52,700	52,750	9,846	7,179	9,846	8,679	55,700	55,750	10,596	7,629	10,596	9,429	58,700	58,750	11,346	8,079	11,346	10,179
52,750	52,800	9,859	7,186	9,859	8,691	55,750	55,800	10,609	7,636	10,609	9,441	58,750	58,800	11,359	8,086	11,359	10,191
52,800	52,850	9,871	7,194	9,871	8,704	55,800	55,850	10,621	7,644	10,621	9,454	58,800	58,850	11,371	8,094	11,371	10,204
52,850	52,900	9,884	7,201	9,884	8,716	55,850	55,900	10,634	7,651	10,634	9,466	58,850	58,900	11,384	8,101	11,384	10,216
52,900	52,950	9,896	7,209	9,896	8,729	55,900											

If line 43 (taxable income) is—		And you are—				If line 43 (taxable income) is—		And you are—				If line 43 (taxable income) is—		And you are—			
At least	But less than	Single	Married filing jointly *	Married filing separately	Head of a household	At least	But less than	Single	Married filing jointly *	Married filing separately	Head of a household	At least	But less than	Single	Married filing jointly *	Married filing separately	Head of a household
		Your tax is—						Your tax is—						Your tax is—			
59,000						62,000						65,000					
59,000	59,050	11,421	8,124	11,421	10,254	62,000	62,050	12,171	8,836	12,233	11,004	65,000	65,050	12,921	9,586	13,073	11,754
59,050	59,100	11,434	8,131	11,434	10,266	62,050	62,100	12,184	8,849	12,247	11,016	65,050	65,100	12,934	9,599	13,087	11,766
59,100	59,150	11,446	8,139	11,446	10,279	62,100	62,150	12,196	8,861	12,261	11,029	65,100	65,150	12,946	9,611	13,101	11,779
59,150	59,200	11,459	8,146	11,459	10,291	62,150	62,200	12,209	8,874	12,275	11,041	65,150	65,200	12,959	9,624	13,115	11,791
59,200	59,250	11,471	8,154	11,471	10,304	62,200	62,250	12,221	8,886	12,289	11,054	65,200	65,250	12,971	9,636	13,129	11,804
59,250	59,300	11,484	8,161	11,484	10,316	62,250	62,300	12,234	8,899	12,303	11,066	65,250	65,300	12,984	9,649	13,143	11,816
59,300	59,350	11,496	8,169	11,496	10,329	62,300	62,350	12,246	8,911	12,317	11,079	65,300	65,350	12,996	9,661	13,157	11,829
59,350	59,400	11,509	8,176	11,509	10,341	62,350	62,400	12,259	8,924	12,331	11,091	65,350	65,400	13,009	9,674	13,171	11,841
59,400	59,450	11,521	8,186	11,521	10,354	62,400	62,450	12,271	8,936	12,345	11,104	65,400	65,450	13,021	9,686	13,185	11,854
59,450	59,500	11,534	8,199	11,534	10,366	62,450	62,500	12,284	8,949	12,359	11,116	65,450	65,500	13,034	9,699	13,199	11,866
59,500	59,550	11,546	8,211	11,546	10,379	62,500	62,550	12,296	8,961	12,373	11,129	65,500	65,550	13,046	9,711	13,213	11,879
59,550	59,600	11,559	8,224	11,559	10,391	62,550	62,600	12,309	8,974	12,387	11,141	65,550	65,600	13,059	9,724	13,227	11,891
59,600	59,650	11,571	8,236	11,571	10,404	62,600	62,650	12,321	8,986	12,401	11,154	65,600	65,650	13,071	9,736	13,241	11,904
59,650	59,700	11,584	8,249	11,584	10,416	62,650	62,700	12,334	8,999	12,415	11,166	65,650	65,700	13,084	9,749	13,255	11,916
59,700	59,750	11,596	8,261	11,596	10,429	62,700	62,750	12,346	9,011	12,429	11,179	65,700	65,750	13,096	9,761	13,269	11,929
59,750	59,800	11,609	8,274	11,609	10,441	62,750	62,800	12,359	9,024	12,443	11,191	65,750	65,800	13,109	9,774	13,283	11,941
59,800	59,850	11,621	8,286	11,621	10,454	62,800	62,850	12,371	9,036	12,457	11,204	65,800	65,850	13,121	9,786	13,297	11,954
59,850	59,900	11,634	8,299	11,634	10,466	62,850	62,900	12,384	9,049	12,471	11,216	65,850	65,900	13,134	9,799	13,311	11,966
59,900	59,950	11,646	8,311	11,646	10,479	62,900	62,950	12,396	9,061	12,485	11,229	65,900	65,950	13,146	9,811	13,325	11,979
59,950	60,000	11,659	8,324	11,659	10,491	62,950	63,000	12,409	9,074	12,499	11,241	65,950	66,000	13,159	9,824	13,339	11,991
60,000						63,000						66,000					
60,000	60,050	11,671	8,336	11,673	10,504	63,000	63,050	12,421	9,086	12,513	11,254	66,000	66,050	13,171	9,836	13,353	12,004
60,050	60,100	11,684	8,349	11,687	10,516	63,050	63,100	12,434	9,099	12,527	11,266	66,050	66,100	13,184	9,849	13,367	12,016
60,100	60,150	11,696	8,361	11,701	10,529	63,100	63,150	12,446	9,111	12,541	11,279	66,100	66,150	13,196	9,861	13,381	12,029
60,150	60,200	11,709	8,374	11,715	10,541	63,150	63,200	12,459	9,124	12,555	11,291	66,150	66,200	13,209	9,874	13,395	12,041
60,200	60,250	11,721	8,386	11,729	10,554	63,200	63,250	12,471	9,136	12,569	11,304	66,200	66,250	13,221	9,886	13,409	12,054
60,250	60,300	11,734	8,399	11,743	10,566	63,250	63,300	12,484	9,149	12,583	11,316	66,250	66,300	13,234	9,899	13,423	12,066
60,300	60,350	11,746	8,411	11,757	10,579	63,300	63,350	12,496	9,161	12,597	11,329	66,300	66,350	13,246	9,911	13,437	12,079
60,350	60,400	11,759	8,424	11,771	10,591	63,350	63,400	12,509	9,174	12,611	11,341	66,350	66,400	13,259	9,924	13,451	12,091
60,400	60,450	11,771	8,436	11,785	10,604	63,400	63,450	12,521	9,186	12,625	11,354	66,400	66,450	13,271	9,936	13,465	12,104
60,450	60,500	11,784	8,449	11,799	10,616	63,450	63,500	12,534	9,199	12,639	11,366	66,450	66,500	13,284	9,949	13,479	12,116
60,500	60,550	11,796	8,461	11,813	10,629	63,500	63,550	12,546	9,211	12,653	11,379	66,500	66,550	13,296	9,961	13,493	12,129
60,550	60,600	11,809	8,474	11,827	10,641	63,550	63,600	12,559	9,224	12,667	11,391	66,550	66,600	13,309	9,974	13,507	12,141
60,600	60,650	11,821	8,486	11,841	10,654	63,600	63,650	12,571	9,236	12,681	11,404	66,600	66,650	13,321	9,986	13,521	12,154
60,650	60,700	11,834	8,499	11,855	10,666	63,650	63,700	12,584	9,249	12,695	11,416	66,650	66,700	13,334	9,999	13,535	12,166
60,700	60,750	11,846	8,511	11,869	10,679	63,700	63,750	12,596	9,261	12,709	11,429	66,700	66,750	13,346	10,011	13,549	12,179
60,750	60,800	11,859	8,524	11,883	10,691	63,750	63,800	12,609	9,274	12,723	11,441	66,750	66,800	13,359	10,024	13,563	12,191
60,800	60,850	11,871	8,536	11,897	10,704	63,800	63,850	12,621	9,286	12,737	11,454	66,800	66,850	13,371	10,036	13,577	12,204
60,850	60,900	11,884	8,549	11,911	10,716	63,850	63,900	12,634	9,299	12,751	11,466	66,850	66,900	13,384	10,049	13,591	12,216
60,900	60,950	11,896	8,561	11,925	10,729	63,900	63,950	12,646	9,311	12,765	11,479	66,900	66,950	13,396	10,061	13,605	12,229
60,950	61,000	11,909	8,574	11,939	10,741	63,950	64,000	12,659	9,324	12,779	11,491	66,950	67,000	13,409	10,074	13,619	12,241
61,000						64,000						67,000					
61,000	61,050	11,921	8,586	11,953	10,754	64,000	64,050	12,671	9,336	12,793	11,504	67,000	67,050	13,421	10,086	13,633	12,254
61,050	61,100	11,934	8,599	11,967	10,766	64,050	64,100	12,684	9,349	12,807	11,516	67,050	67,100	13,434	10,099	13,647	12,266
61,100	61,150	11,946	8,611	11,981	10,779	64,100	64,150	12,696	9,361	12,821	11,529	67,100	67,150	13,446	10,111	13,661	12,279
61,150	61,200	11,959	8,624	11,995	10,791	64,150	64,200	12,709	9,374	12,835	11,541	67,150	67,200	13,459	10,124	13,675	12,291
61,200	61,250	11,971	8,636	12,009	10,804	64,200	64,250	12,721	9,386	12,849	11,554	67,200	67,250	13,471	10,136	13,689	12,304
61,250	61,300	11,984	8,649	12,023	10,816	64,250	64,300	12,734	9,399	12,863	11,566	67,250	67,300	13,484	10,149	13,703	12,316
61,300	61,350	11,996	8,661	12,037	10,829	64,300	64,350	12,746	9,411	12,877	11,579	67,300	67,350	13,496	10,161	13,717	12,329
61,350	61,400	12,009	8,674	12,051	10,841	64,350	64,400	12,759	9,424	12,891	11,591	67,350	67,400	13,509	10,174	13,731	12,341
61,400	61,450	12,021	8,686	12,065	10,854	64,400	64,450	12,771	9,436	12,905	11,604	67,400	67,450	13,521	10,186	13,745	12,354
61,450	61,500	12,034	8,699	12,079	10,866	64,450	64,500	12,784	9,449	12,919	11,616	67,450	67,500	13,534	10,199	13,759	12,366
61,500	61,550	12,046	8,711	12,093	10,879	64,500	64,550	12,796	9,461	12,933	11,629	67,500	67,550	13,546	10,211	13,773	12,379
61,550	61,600	12,059	8,724	12,107	10,891	64,550	64,600	12,809	9,474	12,947	11,641	67,550	67,600	13,559	10,224	13,787	12,391
61,600	61,650	12,071	8,736	12,121	10,904	64,600	64,650	12,821	9,486	12,961	11,654	67,600	67,650	13,571	10,236	13,801	12,404
61,650	61,700	12,084	8,749	12,135	10,916	64,650	64,700	12,834	9,499	12,975	11,666	67,650	67,700	13,584	10,249	13,815	12,416
61,700	61,750	12,096	8,761	12,149	10,929	64,700	64,750	12,846	9,511	12,989	11,679	67,700	67,750	13,596	10,261	13,829	12,429
61,750	61,800	12,109	8,774	12,163	10,941	64,750	64,800	12,859	9,524	13,003	11,691	67,750	67,800	13,609	10,274	13,843	12,441
61,800	61,850	12,121	8,786	12,177	10,954	64,800	64,850	12,871	9,536	13,017	11,704	67,800	67,850	13,621	10,286		

2005 Tax Table—Continued

If line 43 (taxable income) is—		And you are—				If line 43 (taxable income) is—		And you are—				If line 43 (taxable income) is—		And you are—			
At least	But less than	Single	Married filing jointly *	Married filing separately	Head of a household	At least	But less than	Single	Married filing jointly *	Married filing separately	Head of a household	At least	But less than	Single	Married filing jointly *	Married filing separately	Head of a household
		Your tax is—						Your tax is—						Your tax is—			
68,000						71,000						74,000					
68,000	68,050	13,671	10,336	13,913	12,504	71,000	71,050	14,421	11,086	14,753	13,254	74,000	74,050	15,234	11,836	15,593	14,004
68,050	68,100	13,684	10,349	13,927	12,516	71,050	71,100	14,434	11,099	14,767	13,266	74,050	74,100	15,248	11,849	15,607	14,016
68,100	68,150	13,696	10,361	13,941	12,529	71,100	71,150	14,446	11,111	14,781	13,279	74,100	74,150	15,262	11,861	15,621	14,029
68,150	68,200	13,709	10,374	13,955	12,541	71,150	71,200	14,459	11,124	14,795	13,291	74,150	74,200	15,276	11,874	15,635	14,041
68,200	68,250	13,721	10,386	13,969	12,554	71,200	71,250	14,471	11,136	14,809	13,304	74,200	74,250	15,290	11,886	15,649	14,054
68,250	68,300	13,734	10,399	13,983	12,566	71,250	71,300	14,484	11,149	14,823	13,316	74,250	74,300	15,304	11,899	15,663	14,066
68,300	68,350	13,746	10,411	13,997	12,579	71,300	71,350	14,496	11,161	14,837	13,329	74,300	74,350	15,318	11,911	15,677	14,079
68,350	68,400	13,759	10,424	14,011	12,591	71,350	71,400	14,509	11,174	14,851	13,341	74,350	74,400	15,332	11,924	15,691	14,091
68,400	68,450	13,771	10,436	14,025	12,604	71,400	71,450	14,521	11,186	14,865	13,354	74,400	74,450	15,346	11,936	15,705	14,104
68,450	68,500	13,784	10,449	14,039	12,616	71,450	71,500	14,534	11,199	14,879	13,366	74,450	74,500	15,360	11,949	15,719	14,116
68,500	68,550	13,796	10,461	14,053	12,629	71,500	71,550	14,546	11,211	14,893	13,379	74,500	74,550	15,374	11,961	15,733	14,129
68,550	68,600	13,809	10,474	14,067	12,641	71,550	71,600	14,559	11,224	14,907	13,391	74,550	74,600	15,388	11,974	15,747	14,141
68,600	68,650	13,821	10,486	14,081	12,654	71,600	71,650	14,571	11,236	14,921	13,404	74,600	74,650	15,402	11,986	15,761	14,154
68,650	68,700	13,834	10,499	14,095	12,666	71,650	71,700	14,584	11,249	14,935	13,416	74,650	74,700	15,416	11,999	15,775	14,166
68,700	68,750	13,846	10,511	14,109	12,679	71,700	71,750	14,596	11,261	14,949	13,429	74,700	74,750	15,430	12,011	15,789	14,179
68,750	68,800	13,859	10,524	14,123	12,691	71,750	71,800	14,609	11,274	14,963	13,441	74,750	74,800	15,444	12,024	15,803	14,191
68,800	68,850	13,871	10,536	14,137	12,704	71,800	71,850	14,621	11,286	14,977	13,454	74,800	74,850	15,458	12,036	15,817	14,204
68,850	68,900	13,884	10,549	14,151	12,716	71,850	71,900	14,634	11,299	14,991	13,466	74,850	74,900	15,472	12,049	15,831	14,216
68,900	68,950	13,896	10,561	14,165	12,729	71,900	71,950	14,646	11,311	15,005	13,479	74,900	74,950	15,486	12,061	15,845	14,229
68,950	69,000	13,909	10,574	14,179	12,741	71,950	72,000	14,660	11,324	15,019	13,491	74,950	75,000	15,500	12,074	15,859	14,241
69,000						72,000						75,000					
69,000	69,050	13,921	10,586	14,193	12,754	72,000	72,050	14,674	11,336	15,033	13,504	75,000	75,050	15,514	12,086	15,873	14,254
69,050	69,100	13,934	10,599	14,207	12,766	72,050	72,100	14,688	11,349	15,047	13,516	75,050	75,100	15,528	12,099	15,887	14,266
69,100	69,150	13,946	10,611	14,221	12,779	72,100	72,150	14,702	11,361	15,061	13,529	75,100	75,150	15,542	12,111	15,901	14,279
69,150	69,200	13,959	10,624	14,235	12,791	72,150	72,200	14,716	11,374	15,075	13,541	75,150	75,200	15,556	12,124	15,915	14,291
69,200	69,250	13,971	10,636	14,249	12,804	72,200	72,250	14,730	11,386	15,089	13,554	75,200	75,250	15,570	12,136	15,929	14,304
69,250	69,300	13,984	10,649	14,263	12,816	72,250	72,300	14,744	11,399	15,103	13,566	75,250	75,300	15,584	12,149	15,943	14,316
69,300	69,350	13,996	10,661	14,277	12,829	72,300	72,350	14,758	11,411	15,117	13,579	75,300	75,350	15,598	12,161	15,957	14,329
69,350	69,400	14,009	10,674	14,291	12,841	72,350	72,400	14,772	11,424	15,131	13,591	75,350	75,400	15,612	12,174	15,971	14,341
69,400	69,450	14,021	10,686	14,305	12,854	72,400	72,450	14,786	11,436	15,145	13,604	75,400	75,450	15,626	12,186	15,985	14,354
69,450	69,500	14,034	10,699	14,319	12,866	72,450	72,500	14,800	11,449	15,159	13,616	75,450	75,500	15,640	12,199	15,999	14,366
69,500	69,550	14,046	10,711	14,333	12,879	72,500	72,550	14,814	11,461	15,173	13,629	75,500	75,550	15,654	12,211	16,013	14,379
69,550	69,600	14,059	10,724	14,347	12,891	72,550	72,600	14,828	11,474	15,187	13,641	75,550	75,600	15,668	12,224	16,027	14,391
69,600	69,650	14,071	10,736	14,361	12,904	72,600	72,650	14,842	11,486	15,201	13,654	75,600	75,650	15,682	12,236	16,041	14,404
69,650	69,700	14,084	10,749	14,375	12,916	72,650	72,700	14,856	11,499	15,215	13,666	75,650	75,700	15,696	12,249	16,055	14,416
69,700	69,750	14,096	10,761	14,389	12,929	72,700	72,750	14,870	11,511	15,229	13,679	75,700	75,750	15,710	12,261	16,069	14,429
69,750	69,800	14,109	10,774	14,403	12,941	72,750	72,800	14,884	11,524	15,243	13,691	75,750	75,800	15,724	12,274	16,083	14,441
69,800	69,850	14,121	10,786	14,417	12,954	72,800	72,850	14,898	11,536	15,257	13,704	75,800	75,850	15,738	12,286	16,097	14,454
69,850	69,900	14,134	10,799	14,431	12,966	72,850	72,900	14,912	11,549	15,271	13,716	75,850	75,900	15,752	12,299	16,111	14,466
69,900	69,950	14,146	10,811	14,445	12,979	72,900	72,950	14,926	11,561	15,285	13,729	75,900	75,950	15,766	12,311	16,125	14,479
69,950	70,000	14,159	10,824	14,459	12,991	72,950	73,000	14,940	11,574	15,299	13,741	75,950	76,000	15,780	12,324	16,139	14,491
70,000						73,000						76,000					
70,000	70,050	14,171	10,836	14,473	13,004	73,000	73,050	14,954	11,586	15,313	13,754	76,000	76,050	15,794	12,336	16,153	14,504
70,050	70,100	14,184	10,849	14,487	13,016	73,050	73,100	14,968	11,599	15,327	13,766	76,050	76,100	15,808	12,349	16,167	14,516
70,100	70,150	14,196	10,861	14,501	13,029	73,100	73,150	14,982	11,611	15,341	13,779	76,100	76,150	15,822	12,361	16,181	14,529
70,150	70,200	14,209	10,874	14,515	13,041	73,150	73,200	14,996	11,624	15,355	13,791	76,150	76,200	15,836	12,374	16,195	14,541
70,200	70,250	14,221	10,886	14,529	13,054	73,200	73,250	15,010	11,636	15,369	13,804	76,200	76,250	15,850	12,386	16,209	14,554
70,250	70,300	14,234	10,899	14,543	13,066	73,250	73,300	15,024	11,649	15,383	13,816	76,250	76,300	15,864	12,399	16,223	14,566
70,300	70,350	14,246	10,911	14,557	13,079	73,300	73,350	15,038	11,661	15,397	13,829	76,300	76,350	15,878	12,411	16,237	14,579
70,350	70,400	14,259	10,924	14,571	13,091	73,350	73,400	15,052	11,674	15,411	13,841	76,350	76,400	15,892	12,424	16,251	14,591
70,400	70,450	14,271	10,936	14,585	13,104	73,400	73,450	15,066	11,686	15,425	13,854	76,400	76,450	15,906	12,436	16,265	14,604
70,450	70,500	14,284	10,949	14,599	13,116	73,450	73,500	15,080	11,699	15,439	13,866	76,450	76,500	15,920	12,449	16,279	14,616
70,500	70,550	14,296	10,961	14,613	13,129	73,500	73,550	15,094	11,711	15,453	13,879	76,500	76,550	15,934	12,461	16,293	14,629
70,550	70,600	14,309	10,974	14,627	13,141	73,550	73,600	15,108	11,724	15,467	13,891	76,550	76,600	15,948	12,474	16,307	14,641
70,600	70,650	14,321	10,986	14,641	13,154	73,600	73,650	15,122	11,736	15,481	13,904	76,600	76,650	15,962	12,486	16,321	14,654
70,650	70,700	14,334	10,999	14,655	13,166	73,650	73,700	15,136	11,749	15,495	13,916	76,650	76,700	15,976	12,499	16,335	14,666
70,700	70,750	14,346	11,011	14,669	13,179	73,700	73,750	15,150	11,761	15,509	13,929	76,700	76,750	15,990	12,511	16,349	14,679
70,750	70,800	14,359	11,024	14,683	13,191	73,750	73,800	15,164	11,774	15,523	13,941	76,750	76,800	16,004	12,524	16,363	14,691
70,800	70,850	14,371</															

If line 43 (taxable income) is—		And you are—				If line 43 (taxable income) is—		And you are—				If line 43 (taxable income) is—		And you are—			
At least	But less than	Single	Married filing jointly *	Married filing separately	Head of a household	At least	But less than	Single	Married filing jointly *	Married filing separately	Head of a household	At least	But less than	Single	Married filing jointly *	Married filing separately	Head of a household
		Your tax is—						Your tax is—						Your tax is—			
77,000						80,000						83,000					
77,000	77,050	16,074	12,586	16,433	14,754	80,000	80,050	16,914	13,336	17,273	15,504	83,000	83,050	17,754	14,086	18,113	16,254
77,050	77,100	16,088	12,599	16,447	14,766	80,050	80,100	16,928	13,349	17,287	15,516	83,050	83,100	17,768	14,099	18,127	16,266
77,100	77,150	16,102	12,611	16,461	14,779	80,100	80,150	16,942	13,361	17,301	15,529	83,100	83,150	17,782	14,111	18,141	16,279
77,150	77,200	16,116	12,624	16,475	14,791	80,150	80,200	16,956	13,374	17,315	15,541	83,150	83,200	17,796	14,124	18,155	16,291
77,200	77,250	16,130	12,636	16,489	14,804	80,200	80,250	16,970	13,386	17,329	15,554	83,200	83,250	17,810	14,136	18,169	16,304
77,250	77,300	16,144	12,649	16,503	14,816	80,250	80,300	16,984	13,399	17,343	15,566	83,250	83,300	17,824	14,149	18,183	16,316
77,300	77,350	16,158	12,661	16,517	14,829	80,300	80,350	16,998	13,411	17,357	15,579	83,300	83,350	17,838	14,161	18,197	16,329
77,350	77,400	16,172	12,674	16,531	14,841	80,350	80,400	17,012	13,424	17,371	15,591	83,350	83,400	17,852	14,174	18,211	16,341
77,400	77,450	16,186	12,686	16,545	14,854	80,400	80,450	17,026	13,436	17,385	15,604	83,400	83,450	17,866	14,186	18,225	16,354
77,450	77,500	16,200	12,699	16,559	14,866	80,450	80,500	17,040	13,449	17,399	15,616	83,450	83,500	17,880	14,199	18,239	16,366
77,500	77,550	16,214	12,711	16,573	14,879	80,500	80,550	17,054	13,461	17,413	15,629	83,500	83,550	17,894	14,211	18,253	16,379
77,550	77,600	16,228	12,724	16,587	14,891	80,550	80,600	17,068	13,474	17,427	15,641	83,550	83,600	17,908	14,224	18,267	16,391
77,600	77,650	16,242	12,736	16,601	14,904	80,600	80,650	17,082	13,486	17,441	15,654	83,600	83,650	17,922	14,236	18,281	16,404
77,650	77,700	16,256	12,749	16,615	14,916	80,650	80,700	17,096	13,499	17,455	15,666	83,650	83,700	17,936	14,249	18,295	16,416
77,700	77,750	16,270	12,761	16,629	14,929	80,700	80,750	17,110	13,511	17,469	15,679	83,700	83,750	17,950	14,261	18,309	16,429
77,750	77,800	16,284	12,774	16,643	14,941	80,750	80,800	17,124	13,524	17,483	15,691	83,750	83,800	17,964	14,274	18,323	16,441
77,800	77,850	16,298	12,786	16,657	14,954	80,800	80,850	17,138	13,536	17,497	15,704	83,800	83,850	17,978	14,286	18,337	16,454
77,850	77,900	16,312	12,799	16,671	14,966	80,850	80,900	17,152	13,549	17,511	15,716	83,850	83,900	17,992	14,299	18,351	16,466
77,900	77,950	16,326	12,811	16,685	14,979	80,900	80,950	17,166	13,561	17,525	15,729	83,900	83,950	18,006	14,311	18,365	16,479
77,950	78,000	16,340	12,824	16,699	14,991	80,950	81,000	17,180	13,574	17,539	15,741	83,950	84,000	18,020	14,324	18,379	16,491
78,000						81,000						84,000					
78,000	78,050	16,354	12,836	16,713	15,004	81,000	81,050	17,194	13,586	17,553	15,754	84,000	84,050	18,034	14,336	18,393	16,504
78,050	78,100	16,368	12,849	16,727	15,016	81,050	81,100	17,208	13,599	17,567	15,766	84,050	84,100	18,048	14,349	18,407	16,516
78,100	78,150	16,382	12,861	16,741	15,029	81,100	81,150	17,222	13,611	17,581	15,779	84,100	84,150	18,062	14,361	18,421	16,529
78,150	78,200	16,396	12,874	16,755	15,041	81,150	81,200	17,236	13,624	17,595	15,791	84,150	84,200	18,076	14,374	18,435	16,541
78,200	78,250	16,410	12,886	16,769	15,054	81,200	81,250	17,250	13,636	17,609	15,804	84,200	84,250	18,090	14,386	18,449	16,554
78,250	78,300	16,424	12,899	16,783	15,066	81,250	81,300	17,264	13,649	17,623	15,816	84,250	84,300	18,104	14,399	18,463	16,566
78,300	78,350	16,438	12,911	16,797	15,079	81,300	81,350	17,278	13,661	17,637	15,829	84,300	84,350	18,118	14,411	18,477	16,579
78,350	78,400	16,452	12,924	16,811	15,091	81,350	81,400	17,292	13,674	17,651	15,841	84,350	84,400	18,132	14,424	18,491	16,591
78,400	78,450	16,466	12,936	16,825	15,104	81,400	81,450	17,306	13,686	17,665	15,854	84,400	84,450	18,146	14,436	18,505	16,604
78,450	78,500	16,480	12,949	16,839	15,116	81,450	81,500	17,320	13,699	17,679	15,866	84,450	84,500	18,160	14,449	18,519	16,616
78,500	78,550	16,494	12,961	16,853	15,129	81,500	81,550	17,334	13,711	17,693	15,879	84,500	84,550	18,174	14,461	18,533	16,629
78,550	78,600	16,508	12,974	16,867	15,141	81,550	81,600	17,348	13,724	17,707	15,891	84,550	84,600	18,188	14,474	18,547	16,641
78,600	78,650	16,522	12,986	16,881	15,154	81,600	81,650	17,362	13,736	17,721	15,904	84,600	84,650	18,202	14,486	18,561	16,654
78,650	78,700	16,536	12,999	16,895	15,166	81,650	81,700	17,376	13,749	17,735	15,916	84,650	84,700	18,216	14,499	18,575	16,666
78,700	78,750	16,550	13,011	16,909	15,179	81,700	81,750	17,390	13,761	17,749	15,929	84,700	84,750	18,230	14,511	18,589	16,679
78,750	78,800	16,564	13,024	16,923	15,191	81,750	81,800	17,404	13,774	17,763	15,941	84,750	84,800	18,244	14,524	18,603	16,691
78,800	78,850	16,578	13,036	16,937	15,204	81,800	81,850	17,418	13,786	17,777	15,954	84,800	84,850	18,258	14,536	18,617	16,704
78,850	78,900	16,592	13,049	16,951	15,216	81,850	81,900	17,432	13,799	17,791	15,966	84,850	84,900	18,272	14,549	18,631	16,716
78,900	78,950	16,606	13,061	16,965	15,229	81,900	81,950	17,446	13,811	17,805	15,979	84,900	84,950	18,286	14,561	18,645	16,729
78,950	79,000	16,620	13,074	16,979	15,241	81,950	82,000	17,460	13,824	17,819	15,991	84,950	85,000	18,300	14,574	18,659	16,741
79,000						82,000						85,000					
79,000	79,050	16,634	13,086	16,993	15,254	82,000	82,050	17,474	13,836	17,833	16,004	85,000	85,050	18,314	14,586	18,673	16,754
79,050	79,100	16,648	13,099	17,007	15,266	82,050	82,100	17,488	13,849	17,847	16,016	85,050	85,100	18,328	14,599	18,687	16,766
79,100	79,150	16,662	13,111	17,021	15,279	82,100	82,150	17,502	13,861	17,861	16,029	85,100	85,150	18,342	14,611	18,701	16,779
79,150	79,200	16,676	13,124	17,035	15,291	82,150	82,200	17,516	13,874	17,875	16,041	85,150	85,200	18,356	14,624	18,715	16,791
79,200	79,250	16,690	13,136	17,049	15,304	82,200	82,250	17,530	13,886	17,889	16,054	85,200	85,250	18,370	14,636	18,729	16,804
79,250	79,300	16,704	13,149	17,063	15,316	82,250	82,300	17,544	13,899	17,903	16,066	85,250	85,300	18,384	14,649	18,743	16,816
79,300	79,350	16,718	13,161	17,077	15,329	82,300	82,350	17,558	13,911	17,917	16,079	85,300	85,350	18,398	14,661	18,757	16,829
79,350	79,400	16,732	13,174	17,091	15,341	82,350	82,400	17,572	13,924	17,931	16,091	85,350	85,400	18,412	14,674	18,771	16,841
79,400	79,450	16,746	13,186	17,105	15,354	82,400	82,450	17,586	13,936	17,945	16,104	85,400	85,450	18,426	14,686	18,785	16,854
79,450	79,500	16,760	13,199	17,119	15,366	82,450	82,500	17,600	13,949	17,959	16,116	85,450	85,500	18,440	14,699	18,799	16,866
79,500	79,550	16,774	13,211	17,133	15,379	82,500	82,550	17,614	13,961	17,973	16,129	85,500	85,550	18,454	14,711	18,813	16,879
79,550	79,600	16,788	13,224	17,147	15,391	82,550	82,600	17,628	13,974	17,987	16,141	85,550	85,600	18,468	14,724	18,827	16,891
79,600	79,650	16,802	13,236	17,161	15,404	82,600											

2005 Tax Table—Continued

If line 43 (taxable income) is—		And you are—				If line 43 (taxable income) is—		And you are—				If line 43 (taxable income) is—		And you are—			
At least	But less than	Single	Married filing jointly *	Married filing separately	Head of a household	At least	But less than	Single	Married filing jointly *	Married filing separately	Head of a household	At least	But less than	Single	Married filing jointly *	Married filing separately	Head of a household
		Your tax is—						Your tax is—						Your tax is—			
86,000						89,000						92,000					
86,000	86,050	18,594	14,836	18,953	17,004	89,000	89,050	19,434	15,586	19,793	17,754	92,000	92,050	20,274	16,336	20,664	18,504
86,050	86,100	18,608	14,849	18,967	17,016	89,050	89,100	19,448	15,599	19,807	17,766	92,050	92,100	20,288	16,349	20,681	18,516
86,100	86,150	18,622	14,861	18,981	17,029	89,100	89,150	19,462	15,611	19,821	17,779	92,100	92,150	20,302	16,361	20,697	18,529
86,150	86,200	18,636	14,874	18,995	17,041	89,150	89,200	19,476	15,624	19,835	17,791	92,150	92,200	20,316	16,374	20,714	18,541
86,200	86,250	18,650	14,886	19,009	17,054	89,200	89,250	19,490	15,636	19,849	17,804	92,200	92,250	20,330	16,386	20,730	18,554
86,250	86,300	18,664	14,899	19,023	17,066	89,250	89,300	19,504	15,649	19,863	17,816	92,250	92,300	20,344	16,399	20,747	18,566
86,300	86,350	18,678	14,911	19,037	17,079	89,300	89,350	19,518	15,661	19,877	17,829	92,300	92,350	20,358	16,411	20,763	18,579
86,350	86,400	18,692	14,924	19,051	17,091	89,350	89,400	19,532	15,674	19,891	17,841	92,350	92,400	20,372	16,424	20,780	18,591
86,400	86,450	18,706	14,936	19,065	17,104	89,400	89,450	19,546	15,686	19,905	17,854	92,400	92,450	20,386	16,436	20,796	18,604
86,450	86,500	18,720	14,949	19,079	17,116	89,450	89,500	19,560	15,699	19,919	17,866	92,450	92,500	20,400	16,449	20,813	18,616
86,500	86,550	18,734	14,961	19,093	17,129	89,500	89,550	19,574	15,711	19,933	17,879	92,500	92,550	20,414	16,461	20,829	18,629
86,550	86,600	18,748	14,974	19,107	17,141	89,550	89,600	19,588	15,724	19,947	17,891	92,550	92,600	20,428	16,474	20,846	18,641
86,600	86,650	18,762	14,986	19,121	17,154	89,600	89,650	19,602	15,736	19,961	17,904	92,600	92,650	20,442	16,486	20,862	18,654
86,650	86,700	18,776	14,999	19,135	17,166	89,650	89,700	19,616	15,749	19,975	17,916	92,650	92,700	20,456	16,499	20,879	18,666
86,700	86,750	18,790	15,011	19,149	17,179	89,700	89,750	19,630	15,761	19,989	17,929	92,700	92,750	20,470	16,511	20,895	18,679
86,750	86,800	18,804	15,024	19,163	17,191	89,750	89,800	19,644	15,774	20,003	17,941	92,750	92,800	20,484	16,524	20,912	18,691
86,800	86,850	18,818	15,036	19,177	17,204	89,800	89,850	19,658	15,786	20,017	17,954	92,800	92,850	20,498	16,536	20,928	18,704
86,850	86,900	18,832	15,049	19,191	17,216	89,850	89,900	19,672	15,799	20,031	17,966	92,850	92,900	20,512	16,549	20,945	18,716
86,900	86,950	18,846	15,061	19,205	17,229	89,900	89,950	19,686	15,811	20,045	17,979	92,900	92,950	20,526	16,561	20,961	18,729
86,950	87,000	18,860	15,074	19,219	17,241	89,950	90,000	19,700	15,824	20,059	17,991	92,950	93,000	20,540	16,574	20,978	18,741
87,000						90,000						93,000					
87,000	87,050	18,874	15,086	19,233	17,254	90,000	90,050	19,714	15,836	20,073	18,004	93,000	93,050	20,554	16,586	20,994	18,754
87,050	87,100	18,888	15,099	19,247	17,266	90,050	90,100	19,728	15,849	20,087	18,016	93,050	93,100	20,568	16,599	21,011	18,766
87,100	87,150	18,902	15,111	19,261	17,279	90,100	90,150	19,742	15,861	20,101	18,029	93,100	93,150	20,582	16,611	21,027	18,779
87,150	87,200	18,916	15,124	19,275	17,291	90,150	90,200	19,756	15,874	20,115	18,041	93,150	93,200	20,596	16,624	21,044	18,791
87,200	87,250	18,930	15,136	19,289	17,304	90,200	90,250	19,770	15,886	20,129	18,054	93,200	93,250	20,610	16,636	21,060	18,804
87,250	87,300	18,944	15,149	19,303	17,316	90,250	90,300	19,784	15,899	20,143	18,066	93,250	93,300	20,624	16,649	21,077	18,816
87,300	87,350	18,958	15,161	19,317	17,329	90,300	90,350	19,798	15,911	20,157	18,079	93,300	93,350	20,638	16,661	21,093	18,829
87,350	87,400	18,972	15,174	19,331	17,341	90,350	90,400	19,812	15,924	20,171	18,091	93,350	93,400	20,652	16,674	21,110	18,841
87,400	87,450	18,986	15,186	19,345	17,354	90,400	90,450	19,826	15,936	20,185	18,104	93,400	93,450	20,666	16,686	21,126	18,854
87,450	87,500	19,000	15,199	19,359	17,366	90,450	90,500	19,840	15,949	20,199	18,116	93,450	93,500	20,680	16,699	21,143	18,866
87,500	87,550	19,014	15,211	19,373	17,379	90,500	90,550	19,854	15,961	20,213	18,129	93,500	93,550	20,694	16,711	21,159	18,879
87,550	87,600	19,028	15,224	19,387	17,391	90,550	90,600	19,868	15,974	20,227	18,141	93,550	93,600	20,708	16,724	21,176	18,891
87,600	87,650	19,042	15,236	19,401	17,404	90,600	90,650	19,882	15,986	20,241	18,154	93,600	93,650	20,722	16,736	21,192	18,904
87,650	87,700	19,056	15,249	19,415	17,416	90,650	90,700	19,896	15,999	20,255	18,166	93,650	93,700	20,736	16,749	21,209	18,916
87,700	87,750	19,070	15,261	19,429	17,429	90,700	90,750	19,910	16,011	20,269	18,179	93,700	93,750	20,750	16,761	21,225	18,929
87,750	87,800	19,084	15,274	19,443	17,441	90,750	90,800	19,924	16,024	20,283	18,191	93,750	93,800	20,764	16,774	21,242	18,941
87,800	87,850	19,098	15,286	19,457	17,454	90,800	90,850	19,938	16,036	20,297	18,204	93,800	93,850	20,778	16,786	21,258	18,954
87,850	87,900	19,112	15,299	19,471	17,466	90,850	90,900	19,952	16,049	20,311	18,216	93,850	93,900	20,792	16,799	21,275	18,966
87,900	87,950	19,126	15,311	19,485	17,479	90,900	90,950	19,966	16,061	20,325	18,229	93,900	93,950	20,806	16,811	21,291	18,979
87,950	88,000	19,140	15,324	19,499	17,491	90,950	91,000	19,980	16,074	20,339	18,241	93,950	94,000	20,820	16,824	21,308	18,991
88,000						91,000						94,000					
88,000	88,050	19,154	15,336	19,513	17,504	91,000	91,050	19,994	16,086	20,353	18,254	94,000	94,050	20,834	16,836	21,324	19,004
88,050	88,100	19,168	15,349	19,527	17,516	91,050	91,100	20,008	16,099	20,367	18,266	94,050	94,100	20,848	16,849	21,341	19,016
88,100	88,150	19,182	15,361	19,541	17,529	91,100	91,150	20,022	16,111	20,381	18,279	94,100	94,150	20,862	16,861	21,357	19,029
88,150	88,200	19,196	15,374	19,555	17,541	91,150	91,200	20,036	16,124	20,395	18,291	94,150	94,200	20,876	16,874	21,374	19,041
88,200	88,250	19,210	15,386	19,569	17,554	91,200	91,250	20,050	16,136	20,409	18,304	94,200	94,250	20,890	16,886	21,390	19,054
88,250	88,300	19,224	15,399	19,583	17,566	91,250	91,300	20,064	16,149	20,423	18,316	94,250	94,300	20,904	16,899	21,407	19,066
88,300	88,350	19,238	15,411	19,597	17,579	91,300	91,350	20,078	16,161	20,437	18,329	94,300	94,350	20,918	16,911	21,423	19,079
88,350	88,400	19,252	15,424	19,611	17,591	91,350	91,400	20,092	16,174	20,451	18,341	94,350	94,400	20,932	16,924	21,440	19,091
88,400	88,450	19,266	15,436	19,625	17,604	91,400	91,450	20,106	16,186	20,465	18,354	94,400	94,450	20,946	16,936	21,456	19,104
88,450	88,500	19,280	15,449	19,639	17,616	91,450	91,500	20,120	16,199	20,479	18,366	94,450	94,500	20,960	16,949	21,473	19,116
88,500	88,550	19,294	15,461	19,653	17,629	91,500	91,550	20,134	16,211	20,493	18,379	94,500	94,550	20,974	16,961	21,489	19,129
88,550	88,600	19,308	15,474	19,667	17,641	91,550	91,600	20,148	16,224	20,507	18,391	94,550	94,600	20,988	16,974	21,506	19,141
88,600	88,650	19,322	15,486	19,681	17,654	91,600	91,650	20,162	16,236	20,521	18,404	94,600	94,650	21,002	16,986	21,522	19,154
88,650	88,700	19,336	15,499	19,695	17,666	91,650	91,700	20,176	16,249	20,535	18,416	94,650	94,700	21,016	16,999	21,539	19,166
88,700	88,750	19,350	15,511	19,709	17,679	91,700	91,750	20,190	16,261	20,549	18,429	94,700	94,750	21,030	17,011	21,555	19,179
88,750	88,800	19,364	15,524	19,723	17,691	91,750	91,800	20,204	16,274	20,563	18,441	94,750	94,800	21,044	17,024	21,572	19,191
88,800	88,850	19,378</															

2005 Tax Table—Continued

If line 43 (taxable income) is—		And you are—				If line 43 (taxable income) is—		And you are—			
		Single	Married filing jointly *	Married filing separately	Head of a household			Single	Married filing jointly *	Married filing separately	Head of a household
At least	But less than	Your tax is—				Your tax is—					
95,000						98,000					
95,000	95,050	21,114	17,086	21,654	19,254	98,000	98,050	21,954	17,836	22,644	20,004
95,050	95,100	21,128	17,099	21,671	19,266	98,050	98,100	21,968	17,849	22,661	20,016
95,100	95,150	21,142	17,111	21,687	19,279	98,100	98,150	21,982	17,861	22,677	20,029
95,150	95,200	21,156	17,124	21,704	19,291	98,150	98,200	21,996	17,874	22,694	20,041
95,200	95,250	21,170	17,136	21,720	19,304	98,200	98,250	22,010	17,886	22,710	20,054
95,250	95,300	21,184	17,149	21,737	19,316	98,250	98,300	22,024	17,899	22,727	20,066
95,300	95,350	21,198	17,161	21,753	19,329	98,300	98,350	22,038	17,911	22,743	20,079
95,350	95,400	21,212	17,174	21,770	19,341	98,350	98,400	22,052	17,924	22,760	20,091
95,400	95,450	21,226	17,186	21,786	19,354	98,400	98,450	22,066	17,936	22,776	20,104
95,450	95,500	21,240	17,199	21,803	19,366	98,450	98,500	22,080	17,949	22,793	20,116
95,500	95,550	21,254	17,211	21,819	19,379	98,500	98,550	22,094	17,961	22,809	20,129
95,550	95,600	21,268	17,224	21,836	19,391	98,550	98,600	22,108	17,974	22,826	20,141
95,600	95,650	21,282	17,236	21,852	19,404	98,600	98,650	22,122	17,986	22,842	20,154
95,650	95,700	21,296	17,249	21,869	19,416	98,650	98,700	22,136	17,999	22,859	20,166
95,700	95,750	21,310	17,261	21,885	19,429	98,700	98,750	22,150	18,011	22,875	20,179
95,750	95,800	21,324	17,274	21,902	19,441	98,750	98,800	22,164	18,024	22,892	20,191
95,800	95,850	21,338	17,286	21,918	19,454	98,800	98,850	22,178	18,036	22,908	20,204
95,850	95,900	21,352	17,299	21,935	19,466	98,850	98,900	22,192	18,049	22,925	20,216
95,900	95,950	21,366	17,311	21,951	19,479	98,900	98,950	22,206	18,061	22,941	20,229
95,950	96,000	21,380	17,324	21,968	19,491	98,950	99,000	22,220	18,074	22,958	20,241
96,000						99,000					
96,000	96,050	21,394	17,336	21,984	19,504	99,000	99,050	22,234	18,086	22,974	20,254
96,050	96,100	21,408	17,349	22,001	19,516	99,050	99,100	22,248	18,099	22,991	20,266
96,100	96,150	21,422	17,361	22,017	19,529	99,100	99,150	22,262	18,111	23,007	20,279
96,150	96,200	21,436	17,374	22,034	19,541	99,150	99,200	22,276	18,124	23,024	20,291
96,200	96,250	21,450	17,386	22,050	19,554	99,200	99,250	22,290	18,136	23,040	20,304
96,250	96,300	21,464	17,399	22,067	19,566	99,250	99,300	22,304	18,149	23,057	20,316
96,300	96,350	21,478	17,411	22,083	19,579	99,300	99,350	22,318	18,161	23,073	20,329
96,350	96,400	21,492	17,424	22,100	19,591	99,350	99,400	22,332	18,174	23,090	20,341
96,400	96,450	21,506	17,436	22,116	19,604	99,400	99,450	22,346	18,186	23,106	20,354
96,450	96,500	21,520	17,449	22,133	19,616	99,450	99,500	22,360	18,199	23,123	20,366
96,500	96,550	21,534	17,461	22,149	19,629	99,500	99,550	22,374	18,211	23,139	20,379
96,550	96,600	21,548	17,474	22,166	19,641	99,550	99,600	22,388	18,224	23,156	20,391
96,600	96,650	21,562	17,486	22,182	19,654	99,600	99,650	22,402	18,236	23,172	20,404
96,650	96,700	21,576	17,499	22,199	19,666	99,650	99,700	22,416	18,249	23,189	20,416
96,700	96,750	21,590	17,511	22,215	19,679	99,700	99,750	22,430	18,261	23,205	20,429
96,750	96,800	21,604	17,524	22,232	19,691	99,750	99,800	22,444	18,274	23,222	20,441
96,800	96,850	21,618	17,536	22,248	19,704	99,800	99,850	22,458	18,286	23,238	20,454
96,850	96,900	21,632	17,549	22,265	19,716	99,850	99,900	22,472	18,299	23,255	20,466
96,900	96,950	21,646	17,561	22,281	19,729	99,900	99,950	22,486	18,311	23,271	20,479
96,950	97,000	21,660	17,574	22,298	19,741	99,950	100,000	22,500	18,324	23,288	20,491
97,000						<div style="border: 1px solid black; border-radius: 50%; padding: 20px; width: fit-content; margin: 0 auto;"> <p>\$100,000 or over — use the Tax Computation Worksheet that immediately follows the Tax Rate Schedules</p> </div>					
97,000	97,050	21,674	17,586	22,314	19,754						
97,050	97,100	21,688	17,599	22,331	19,766						
97,100	97,150	21,702	17,611	22,347	19,779						
97,150	97,200	21,716	17,624	22,364	19,791						
97,200	97,250	21,730	17,636	22,380	19,804						
97,250	97,300	21,744	17,649	22,397	19,816						
97,300	97,350	21,758	17,661	22,413	19,829						
97,350	97,400	21,772	17,674	22,430	19,841						
97,400	97,450	21,786	17,686	22,446	19,854						
97,450	97,500	21,800	17,699	22,463	19,866						
97,500	97,550	21,814	17,711	22,479	19,879						
97,550	97,600	21,828	17,724	22,496	19,891						
97,600	97,650	21,842	17,736	22,512	19,904						
97,650	97,700	21,856	17,749	22,529	19,916						
97,700	97,750	21,870	17,761	22,545	19,929						
97,750	97,800	21,884	17,774	22,562	19,941						
97,800	97,850	21,898	17,786	22,578	19,954						
97,850	97,900	21,912	17,799	22,595	19,966						
97,900	97,950	21,926	17,811	22,611	19,979						
97,950	98,000	21,940	17,824	22,628	19,991						

* This column must also be used by a qualifying widow(er).

2005 Tax Rate Schedules



The Tax Rate Schedules are shown so you can see the tax rate that applies to all levels of taxable income. Do not use them to figure your tax. Instead, see chapter 30.

Schedule X—If your filing status is **Single**

If your taxable income is:		The tax is:	
Over—	But not over—		of the amount over—
\$0	\$7,300	10%	\$0
7,300	29,700	\$730.00 + 15%	7,300
29,700	71,950	4,090.00 + 25%	29,700
71,950	150,150	14,652.50 + 28%	71,950
150,150	326,450	36,548.50 + 33%	150,150
326,450	-----	94,727.50 + 35%	326,450

Schedule Y-1—If your filing status is **Married filing jointly** or **Qualifying widow(er)**

If your taxable income is:		The tax is:	
Over—	But not over—		of the amount over—
\$0	\$14,600	10%	\$0
14,600	59,400	\$1,460.00 + 15%	14,600
59,400	119,950	8,180.00 + 25%	59,400
119,950	182,800	23,317.50 + 28%	119,950
182,800	326,450	40,915.50 + 33%	182,800
326,450	-----	88,320.00 + 35%	326,450

Schedule Y-2—If your filing status is **Married filing separately**

If your taxable income is:		The tax is:	
Over—	But not over—		of the amount over—
\$0	\$7,300	10%	\$0
7,300	29,700	\$730.00 + 15%	7,300
29,700	59,975	4,090.00 + 25%	29,700
59,975	91,400	11,658.75 + 28%	59,975
91,400	163,225	20,457.75 + 33%	91,400
163,225	-----	44,160.00 + 35%	163,225

Schedule Z—If your filing status is **Head of household**

If your taxable income is:		The tax is:	
Over—	But not over—		of the amount over—
\$0	\$10,450	10%	\$0
10,450	39,800	\$1,045.00 + 15%	10,450
39,800	102,800	5,447.50 + 25%	39,800
102,800	166,450	21,197.50 + 28%	102,800
166,450	326,450	39,019.50 + 33%	166,450
326,450	-----	91,819.50 + 35%	326,450

2005 Tax Computation Worksheet—Line 44



See the instructions for line 44 in the instructions for Form 1040 to see if you can use the worksheet below to figure your tax.

Note. If you are required to use this worksheet to figure the tax on an amount from another form or worksheet, such as the Qualified Dividends and Capital Gain Tax Worksheet, the Schedule D Tax Worksheet, Schedule J, or Form 8615, enter the amount from that form or worksheet in column (a) of the row that applies to the amount you are looking up. Enter the result on the appropriate line of the form or worksheet that you are completing.

Section A—Use if your filing status is **Single**. Complete the row below that applies to you.

Taxable Income. If line 43 is—	(a) Enter the amount from line 43	(b) Multiplication amount	(c) Multiply (a) by (b)	(d) Subtraction amount	Tax. Subtract (d) from (c). Enter the result here and on Form 1040, line 44
At least \$100,000 but not over \$150,150	\$	× 28% (.28)	\$	\$ 5,493.50	\$
Over \$150,150 but not over \$326,450	\$	× 33% (.33)	\$	\$ 13,001.00	\$
Over \$326,450	\$	× 35% (.35)	\$	\$ 19,530.00	\$

Section B—Use if your filing status is **Married filing jointly** or **qualifying widow(er)**. Complete the row below that applies to you.

Taxable Income. If line 43 is—	(a) Enter the amount from line 43	(b) Multiplication amount	(c) Multiply (a) by (b)	(d) Subtraction amount	Tax. Subtract (d) from (c). Enter the result here and on Form 1040, line 44
At least \$100,000 but not over \$119,950	\$	× 25% (.25)	\$	\$ 6,670.00	\$
Over \$119,950 but not over \$182,800	\$	× 28% (.28)	\$	\$ 10,268.50	\$
Over \$182,800 but not over \$326,450	\$	× 33% (.33)	\$	\$ 19,408.50	\$
Over \$326,450	\$	× 35% (.35)	\$	\$ 25,937.50	\$

Section C—Use if your filing status is **Married filing separately**. Complete the row below that applies to you.

Taxable Income. If line 43 is—	(a) Enter the amount from line 43	(b) Multiplication amount	(c) Multiply (a) by (b)	(d) Subtraction amount	Tax. Subtract (d) from (c). Enter the result here and on Form 1040, line 44
At least \$100,000 but not over \$163,225	\$	× 33% (.33)	\$	\$ 9,704.25	\$
Over \$163,225	\$	× 35% (.35)	\$	\$ 12,968.75	\$

Section D—Use if your filing status is **Head of household**. Complete the row below that applies to you.

Taxable Income. If line 43 is—	(a) Enter the amount from line 43	(b) Multiplication amount	(c) Multiply (a) by (b)	(d) Subtraction amount	Tax. Subtract (d) from (c). Enter the result here and on Form 1040, line 44
At least \$100,000 but not over \$102,800	\$	× 25% (.25)	\$	\$ 4,502.50	\$
Over \$102,800 but not over \$166,450	\$	× 28% (.28)	\$	\$ 7,586.50	\$
Over \$166,450 but not over \$326,450	\$	× 33% (.33)	\$	\$ 15,909.00	\$
Over \$326,450	\$	× 35% (.35)	\$	\$ 22,438.00	\$

Your Rights as a Taxpayer

This section explains some of your most important rights as a taxpayer including the examination, appeal, collection, and refund processes.

Declaration of Taxpayer Rights

Protection of your rights. IRS employees will explain and protect your rights as a taxpayer throughout your contact with us.

Privacy and confidentiality. The IRS will not disclose to anyone the information you give us, except as authorized by law. You have the right to know why we are asking you for information, how we will use it, and what will happen if you do not provide requested information.

Professional and courteous service. If you believe that an IRS employee has not treated you in a professional, fair, and courteous manner, you should tell that employee's supervisor. If the supervisor's response is not satisfactory, you should write to the IRS director for your area or the center where you filed your return.

Representation. You may either represent yourself or, with proper written authorization, have someone else represent you in your place. Your representative must be a person allowed to practice before the IRS, such as an attorney, certified public accountant, or enrolled agent. If you are in an interview and ask to consult such a person, then we must stop and reschedule the interview in most cases.

You can have someone accompany you at an interview. You may make sound recordings of any meetings with our examination, appeal, or collection personnel, provided you tell us in writing 10 days before the meeting.

Payment of only the correct amount of tax. You are responsible for paying only the correct amount of tax due under the law—no more, no less. If you cannot pay all of your tax when it is due, you may be able to make monthly installment payments.

Help with unresolved tax problems. The Taxpayer Advocate Service can help you if you have tried unsuccessfully to resolve a problem with the IRS. Your local Taxpayer Advocate can offer you special help if you have a significant hardship as a result of a tax problem. For more information, see *Contacting your Taxpayer Advocate* under *How To Get Tax Help*.

Appeals and judicial review. If you disagree with us about the amount of your tax liability or certain collection actions, you have the right to ask the Appeals Office

to review your case. You may also ask a court to review your case.

Relief from certain penalties and interest. The IRS will waive penalties when allowed by law if you can show you acted reasonably and in good faith or relied on the incorrect advice of an IRS employee. We will waive interest that is the result of certain errors or delays caused by an IRS employee.

Examinations (Audits)

We accept most taxpayers' returns as filed. If we inquire about your return or select it for examination, it does not suggest that you are dishonest. The inquiry or examination may or may not result in more tax. We may close your case without change; or, you may receive a refund.

The process of selecting a return for examination usually begins in one of two ways. First, we use computer programs to identify returns that may have incorrect amounts. These programs may be based on information returns, such as Forms 1099 and W-2, on studies of past examinations, or on certain issues identified by compliance projects. Second, we use information from outside sources that indicates that a return may have incorrect amounts. These sources may include newspapers, public records, and individuals. If we determine that the information is accurate and reliable, we may use it to select a return for examination.

Publication 556, *Examination of Returns, Appeal Rights, and Claims for Refund*, explains the rules and procedures that we follow in examinations. The following sections give an overview of how we conduct examinations.

By mail. We handle many examinations and inquiries by mail. We will send you a letter with either a request for more information or a reason why we believe a change to your return may be needed. You can respond by mail or you can request a personal interview with an examiner. If you mail us the requested information or provide an explanation, we may or may not agree with you, and we will explain the reasons for any changes. Please do not hesitate to write to us about anything you do not understand.

By interview. If we notify you that we will conduct your examination through a personal interview, or you request such an interview, you have the right to ask that the examination take place at a reasonable time and place that is convenient for both you and the IRS. If our examiner proposes any changes to your return, he or she will explain the reasons for the

changes. If you do not agree with these changes, you can meet with the examiner's supervisor.

Repeat examinations. If we examined your return for the same items in either of the 2 previous years and proposed no change to your tax liability, please contact us as soon as possible so we can see if we should discontinue the examination.

Appeals

If you do not agree with the examiner's proposed changes, you can appeal them to the Appeals Office of IRS. Most differences can be settled without expensive and time-consuming court trials. Your appeal rights are explained in detail in both Publication 5, *Your Appeal Rights and How To Prepare a Protest If You Don't Agree*, and Publication 556, *Examination of Returns, Appeal Rights, and Claims for Refund*.

If you do not wish to use the Appeals Office or disagree with its findings, you may be able to take your case to the U.S. Tax Court, U.S. Court of Federal Claims, or the U.S. District Court where you live. If you take your case to court, the IRS will have the burden of proving certain facts if you kept adequate records to show your tax liability, cooperated with the IRS, and meet certain other conditions. If the court agrees with you on most issues in your case and finds that our position was largely unjustified, you may be able to recover some of your administrative and litigation costs. You will not be eligible to recover these costs unless you tried to resolve your case administratively, including going through the appeals system, and you gave us the information necessary to resolve the case.

Collections

Publication 594, *The IRS Collection Process*, explains your rights and responsibilities regarding payment of federal taxes. It describes:

- What to do when you owe taxes. It describes what to do if you get a tax bill and what to do if you think your bill is wrong. It also covers making installment payments, delaying collection action, and submitting an offer in compromise.
- IRS collection actions. It covers liens, releasing a lien, levies, releasing a levy, seizures and sales, and release of property.

Your collection appeal rights are explained in detail in Publication 1660, *Collection Appeal Rights*.

Innocent spouse relief. Generally, both you and your spouse are each responsible for paying the full amount of any tax, interest, and penalties due on your joint return. However, if you qualify for innocent spouse relief, you may be relieved of all or part of the joint liability. To request relief, you must file Form 8857, *Request for Innocent Spouse Relief* no later than 2 years after the date on which the IRS first attempted to collect the tax from you. For example, the two-year period for filing your claim may start if the IRS applies your tax refund from one year to the taxes that you and your spouse owe for another year. For more information on innocent spouse relief, see Publication 971, *Innocent Spouse Relief*, and Form 8857.

Potential Third Party Contacts

Generally, the IRS will deal directly with you or your duly authorized representative. However, we sometimes talk with other persons if we need information that you have been unable to provide, or to verify information we have received. If we do contact other persons, such as a neighbor, bank, employer, or employees, we will generally need to tell them limited information, such as your name. The law prohibits us from disclosing any more information than is necessary to obtain or verify the information we are seeking. Our need to contact other persons may continue as long as there is activity in your case. If we do contact other persons, you have a right to request a list of those contacted.

Refunds

You may file a claim for refund if you think you paid too much tax. You must generally file the claim within 3 years from the date you filed your original return or 2 years from the date you paid the tax, whichever is later. The law generally provides for interest on your refund if it is not paid within 45 days of the date you filed your return or claim for refund. Publication 556, *Examination of Returns, Appeal Rights, and Claims for Refund*, has more information on refunds.

If you were due a refund but you did not file a return, you generally must file within 3 years from the date the return was due (including extensions) to get that refund.

How To Get Tax Help

You can get help with unresolved tax issues, order free publications and forms, ask tax questions, and get information from the IRS in several ways. By selecting the method that is best for you, you will have quick and easy access to tax help.

Contacting your Taxpayer Advocate. If you have attempted to deal with an IRS problem unsuccessfully, you should contact your Taxpayer Advocate.

The Taxpayer Advocate independently represents your interests and concerns within the IRS by protecting your rights and resolving problems that have not been fixed through normal channels. While Taxpayer Advocates cannot change the tax law or make a technical tax decision, they can clear up problems that resulted from previous contacts and ensure that your case is given a complete and impartial review.

To contact your Taxpayer Advocate:

- Call the Taxpayer Advocate toll free at 1-877-777-4778.
- Call, write, or fax the Taxpayer Advocate office in your area.
- Call 1-800-829-4059 if you are a TTY/TDD user.
- Visit www.irs.gov/advocate.

For more information, see Publication 1546, How To Get Help With Unresolved Tax Problems (now available in Chinese, Korean, Russian, and Vietnamese, in addition to English and Spanish).

Free tax services. To find out what services are available, get Publication 910, IRS Guide to Free Tax Services. It contains a list of free tax publications and an index of tax topics. It also describes other free tax information services, including tax education and assistance programs and a list of TeleTax topics.



Internet. You can access the IRS website 24 hours a day, 7 days a week, at www.irs.gov to:

- **E-file** your return. Find out about commercial tax preparation and e-file services available free to eligible taxpayers.
- Check the status of your 2005 refund. Click on *Where's My Refund*. Be sure to wait at least 6 weeks from the date you filed your return (3 weeks if you filed electronically). Have your 2005 tax return available because you will need to know your social security number, your filing status, and the exact whole dollar amount of your refund.

- Download forms, instructions, and publications.
- Order IRS products online.
- Research your tax questions online.
- Search publications online by topic or keyword.
- View Internal Revenue Bulletins (IRBs) published in the last few years.
- Figure your withholding allowances using our Form W-4 calculator.
- Sign up to receive local and national tax news by email.
- Get information on starting and operating a small business.



Phone. Many services are available by phone.

- **Ordering forms, instructions, and publications.** Call 1-800-829-3676 to order current-year forms, instructions, and publications and prior-year forms and instructions. You should receive your order within 10 days.
- **Asking tax questions.** Call the IRS with your tax questions at 1-800-829-1040.
- **Solving problems.** You can get face-to-face help solving tax problems every business day in IRS Taxpayer Assistance Centers. An employee can explain IRS letters, request adjustments to your account, or help you set up a payment plan. Call your local Taxpayer Assistance Center for an appointment. To find the number, go to www.irs.gov/localcontacts or look in the phone book under *United States Government, Internal Revenue Service*.
- **TTY/TDD equipment.** If you have access to TTY/TDD equipment, call 1-800-829-4059 to ask tax questions or to order forms and publications.
- **TeleTax topics.** Call 1-800-829-4477 and press 2 to listen to pre-recorded messages covering various tax topics.
- **Refund information.** If you would like to check the status of your 2005 refund, call 1-800-829-4477 and press 1 for automated refund information or call 1-800-829-1954. Be sure to wait at least 6 weeks from the date you filed your return (3 weeks if you filed electronically). Have your 2005 tax return available because you will need to know your social security number, your filing status, and the exact whole dollar amount of your refund.

Evaluating the quality of our telephone services. To ensure that IRS representatives give accurate, courteous, and professional answers, we use several methods to evaluate the quality of our telephone services. One method is for a second IRS representative to sometimes listen in on or record telephone calls. Another is to ask some callers to complete a short survey at the end of the call.



Walk-in. Many products and services are available on a walk-in basis.

- **Products.** You can walk in to many post offices, libraries, and IRS offices to pick up certain forms, instructions, and publications. Some IRS offices, libraries, grocery stores, copy centers, city and county government offices, credit unions, and office supply stores have a collection of products available to print from a CD-ROM or photocopy from reproducible proofs. Also, some IRS offices and libraries have the Internal Revenue Code, regulations, Internal Revenue Bulletins, and Cumulative Bulletins available for research purposes.
- **Services.** You can walk in to your local Taxpayer Assistance Center every business day for personal, face-to-face tax help. An employee can explain IRS letters, request adjustments to your tax account, or help you set up a payment plan. If you need to resolve a tax problem, have questions about how the tax law applies to your individual tax return, or you're more comfortable talking with someone in person, visit your local Taxpayer Assistance Center where you can spread out your records and talk with an IRS representative face-to-face. No appointment is necessary, but if you prefer, you can call your local Center and leave a message requesting an appointment to resolve a tax account issue. A representative will call you back within 2 business days to schedule an in-person appointment at your convenience. To find the number, go to www.irs.gov/localcontacts or look in the phone book under *United States Government, Internal Revenue Service*.



Mail. You can send your order for forms, instructions, and publications to the address below and receive a response within 10 business days after your request is received.

National Distribution Center
P.O. Box 8903
Bloomington, IL 61702-8903



CD-ROM for tax products. You can order Publication 1796, IRS Tax Products CD-ROM, and obtain:

- A CD that is released twice so you have the latest products. The first release ships in late December and the final release ships in late February.
- Current-year forms, instructions, and publications.
- Prior-year forms, instructions, and publications.
- Tax Map: an electronic research tool and finding aid.
- Tax law frequently asked questions (FAQs).
- Tax Topics from the IRS telephone response system.
- Fill-in, print, and save features for most tax forms.
- Internal Revenue Bulletins.
- Toll-free and email technical support.

Buy the CD-ROM from National Technical Information Service (NTIS) at www.irs.gov/cdorders for \$25 (no handling fee) or call 1-877-233-6767 toll free to buy the CD-ROM for \$25 (plus a \$5 handling fee).



CD-ROM for small businesses. Publication 3207, The Small Business Resource Guide CD-ROM for 2005, has a new look and enhanced navigation features. This year's CD includes:

- Helpful information, such as how to prepare a business plan, find financing for your business, and much more.
- All the business tax forms, instructions, and publications needed to successfully manage a business.
- Tax law changes for 2005.
- IRS Tax Map to help you find forms, instructions, and publications by searching on a keyword or topic.
- Web links to various government agencies, business associations, and IRS organizations.
- "Rate the Product" survey—your opportunity to suggest changes for future editions.

An updated version of this CD is available each year in early April. You can get a free copy by calling 1-800-829-3676 or by visiting www.irs.gov/smallbiz.



10% tax for early withdrawal from IRA or retirement plan (See Early withdrawal from deferred interest account, <i>subheading: Tax on</i>)	Accumulation distribution of trusts: Tax on 199	Expenses not deductible: Foster care prior to, no charitable deduction 154 No charitable deduction for 155 Foreign child 247 Medical and dental expenses of adopted child 135	Alcoholic beverages: IRA prohibited transactions in 119
10-year tax option 73	Accuracy-related penalties 18	Taxpayer identification number 12, 33 Taxpayer identification numbers (TINs) 210	Aliens 210 Dual-status (See Dual-status taxpayers) Filing required 6 Nonresident (See Nonresident aliens) Resident (See Resident aliens)
401(k) plans: Tax treatment of contributions 46	ACRS (Accelerated Cost Recovery System): Rental property: Alternative minimum tax 68	Age: Children's investments (See Children, <i>subheading: Investment income of child under age 14</i>) Form 1040EZ, taxpayer under 65 may use 6 Gross income and filing requirements (Table 1-1) 5 IRAs: Contribution cutoff at age 70½ 113 Distribution prior to age 59½ 120 Distribution required at age 70½ 118, 120 Pension distributions required at age 70½ 75 Retirement plan recipients over age 75 71 Roth IRAs 121, 123 Standard deduction for age 65 or older 131	Alimony 32, 124-126 Death of recipient spouse 125 Decrease in amount and recapture rule 126 Deduction 126 Difference from one year to another of more than \$15,000 126 Definition of 124 Form 1040 to be used: Deduction for amount paid 126 Income received, reporting of 126 Recapture 126 Instruments executed after 1984 124 Alimony requirements (Table 18-1) 125 Instruments executed before 1985 124 Joint return of spouses not allowed 124 Jointly owned home 124 Separate residences in 125 Taxes and insurance premiums 124 Life insurance premiums 124 Mortgage payments 124 Interest deduction 144 Payments designated as not alimony 125 Payments must be in cash 124 Payments not included as 124 Payments to third party 124, 125 Penalty for failure to provide social security number of recipient 126 Recapture rule 126 Recipient reporting of 126 Reporting of income 80, 85, 126 Spouse defined for purposes of 124 Spouses cannot be members of same household 125 Substitute payments 125 Taxes and insurance paid on home owned as tenants in common 124 Termination of and recapture rule 126
403(b) plans: Rollovers 73, 117	Activities not for profit 85	Adjusted basis 90-91 Alternative motor vehicle credit 91 Clean-fuel vehicle and refueling property 91 Decreases to basis 90 Depreciation 90 Easements 91 Electric vehicle credit 91 Energy conservation subsidies exclusion 91 Examples (Table 13-1) 90 Gifts 92 Home sale (See Sale of home) Improvements 90 Increases to basis 90 Local assessments 90 Sales of property 94 Section 179 deduction 90	Alternative filing methods: Electronic (See <i>E-file</i>)
457 plans (See Section 457 deferred compensation plans)	Address: Change of 16 Correcting label 15 Foreign 15 Label 15 No label received 15 P.O. box 15 Service Centers 15	Adjusted gross income (AGI): (See also Deductions) 127 Business expenses, limit on deduction 181 Charitable contribution deduction limit 157 Itemized deduction limit 144, 184 Medical and dental expenses and limit of deduction 134, 138 Modified (See Modified adjusted gross income (MAGI)) Retirement savings contribution credit 20	Alternative minimum tax (AMT) 199 Accelerated depreciation and 68 Child's tax, figuring of 206
529 plans (See Qualified tuition programs)	Adjusted gross income (AGI): (See also Deductions) 127	Age test 26	
59½ rule 120	Adjusted gross income (AGI): (See also Deductions) 127	Agents (See also Fiduciaries) 96 Income paid to 11 Signing return 13	
60 day rule 117	Adjusted gross income (AGI): (See also Deductions) 127	AGI (See Adjusted gross income (AGI))	
70½ rule 113	Adjusted gross income (AGI): (See also Deductions) 127	Agricultural workers (See Farmworkers)	
	Adjusted gross income (AGI): (See also Deductions) 127	Agriculture (See Farming)	
A	Adjusted gross income (AGI): (See also Deductions) 127	Aircraft: Charitable gift of, deduction for fair market value 156	
Abandonment of home 101	Adjusted gross income (AGI): (See also Deductions) 127	Airline club dues: Not entertainment expenses 171	
Abortion: Deductibility as medical expense 136	Adjusted gross income (AGI): (See also Deductions) 127	Airplanes, donations of 1, 155	
Abroad, citizens traveling or working (See Citizens outside U.S.; Foreign employment)	Adjusted gross income (AGI): (See also Deductions) 127	Airport transportation: Business-related travel expense 168	
Absence, temporary 26, 28	Adjusted gross income (AGI): (See also Deductions) 127	Alaska: Standard meal allowance 169	
Absent, temporary 26, 28	Adjusted gross income (AGI): (See also Deductions) 127	Alaska Permanent Fund dividends 85 Child's dividends 149 Income from 6, 7, 63 Investment income not to include 149	
Academic period (See name of benefit)	Adjusted gross income (AGI): (See also Deductions) 127	Alcohol rehabilitation centers: Deductibility of medical expense 136	
Accelerated Cost Recovery System (ACRS): Rental property: Alternative minimum tax 68	Adjusted gross income (AGI): (See also Deductions) 127		
Accelerated death benefits 81, 82	Adjusted gross income (AGI): (See also Deductions) 127		
Accident insurance 43 Cafeteria plans 48 Long-term care 43, 48	Adjusted gross income (AGI): (See also Deductions) 127		
Accidental death benefits 44	Adjusted gross income (AGI): (See also Deductions) 127		
Accidents, car 160 Value determination 162 Willful negligence or intentional act as cause 160	Adjusted gross income (AGI): (See also Deductions) 127		
Accountable plans for employee reimbursements 177, 178	Adjusted gross income (AGI): (See also Deductions) 127		
Accountants: Basis to include fees of 89 CPA review courses 186 Preparers of tax returns 13	Adjusted gross income (AGI): (See also Deductions) 127		
Accounting methods 11 Accrual method (See Accrual method taxpayers) Cash method (See Cash method taxpayers) Change of: Depreciation, to deduct unclaimed amount 68	Adjusted gross income (AGI): (See also Deductions) 127		
Accounting periods 11 Calendar year 9, 11, 43 Change in, standard deduction not allowed 131 Fiscal year 11, 39, 41 Fringe benefits 43	Adjusted gross income (AGI): (See also Deductions) 127		
Accrual method taxpayers 11 Taxes paid during tax year, deduction of 140	Adjusted gross income (AGI): (See also Deductions) 127		
	Adjusted gross income (AGI): (See also Deductions) 127		

Alternative minimum tax (AMT) (Cont.)	Trade of insurance policies and annuities 95	Attachment of wages 11	Bargain sales:
Credit for prior year tax 248	Unrecovered investment 193	Attachments to return 12	As charitable contributions 156
Exempt-interest dividends 63	Withholding 12, 37, 70	Attorneys:	Basis of purchase 91
Filing requirements (Table 1-3) 8	Annulled marriages:	Bar review courses 186	Barter income:
Incentive stock option 7	Filing status 19	Attorneys' fees 192, 194	Definition of bartering 80
Payments 7	Anthrax incidents (See Terrorist attacks)	Basis to include 89	Form 1099-B 40, 80
Amateur sports organizations:	Antiques (See Collectibles)	Social security and railroad retirement benefits, deductions for 79	Basis:
Charitable contributions to 151	Appliances:	Title to property, for preparation, filing, etc. 89	Adjusted basis 90
Ambulance service personnel:	Deterioration and damage, not casualty loss 160	Audits:	Allocation between business and personal use 89
Life insurance proceeds when death in line of duty 82	Appraisal fees 191	Travel expense records 177	Bad debts 99
Amended returns (See also Form 1040X) 16	Donated property 155	Auto insurance:	Bargain purchases 91
Itemized deduction, change to standard deduction 132	Not deductible as interest 148	Medical expenses covered by, not deductible 136	Bonds 93
Standard deduction, change to itemized deductions 132	Real estate transactions, when required by lender 90	Automatic extension of time to file 9, 10	Cost basis 89
American citizens abroad (See Citizens outside U.S.)	Appraisals:	Form 4868 9	IRAs for nondeductible contributions 116, 119
Employment (See Foreign employment)	Casualty or theft losses 161, 162	Automatic investment services:	Definition of 89
American Indians (See Indians)	Archer MSAs 87	Holding period, determination of 98	Gifts 92
American Samoa:	Contributions 44	Automobiles (See Cars)	Home sales (See Sale of home)
Income from 6	Filing requirements (Table 1-3) 8	Awards (See Prizes and awards)	Improvements to real estate 90
Amortization:	Medical expenses paid for decedent from 136	Away-from-home travel (See Travel and transportation expenses)	Inheritance 92
Bond premiums, treatment of 150	Not deductible as medical expense 136	B	Involuntary conversion 91
AMT (See Alternative minimum tax (AMT))	Armed forces (See also Veterans' organizations; Reservists; Veterans' benefits) 47, 151, 152, 173	Baby-sitting (See also Domestic help) 42	Like-kind exchanges 95
Annuities: (See also Rollovers) 73	Combat zone:	Back pay, award for 42	Other than cost 91-93, 95
Cost computation 71	Extension to file return 10	Emotional distress damages under Title VII of Civil Rights Act of 1964 86	Points not to be included 90
Credit for elderly or disabled persons 70	Signing return for spouse 20	Backup withholding 37, 40, 52	Property received for services 91
Decedent's unrecovered investment in 12	Dependency allotments 29	Dividend income 60	Real estate 89
Early distributions from 74	Disability pay 47	Penalties 37	Restricted property 91
Deferred annuity contracts 74	Disability pensions 48	Bad check penalty 14	Stock or stock rights 62
Estimated tax 70	GI Bill benefits 30	Bad debts:	Tax-exempt obligations: Bonds 93
Exclusion limit 71	Military 191	Bank deposit, loss due to bank's insolvency or bankruptcy 161	Transfers between spouses 92, 96
Form 1099-R 40	Military quarters allotments 29	Reporting on Schedule D (Form 1040) 161	Beetles:
General Rule:	Naval officers on permanent duty aboard ship 166	Claim for refund 17, 99	Damage or destruction to trees and plants, when casualty loss 160
Annuity starting before November 19, 1996 71	Permanent duty overseas 166	Nonbusiness 99	Beneficiaries (See Estate beneficiaries; Trust beneficiaries)
Nonqualified plans and qualified plans for recipients over 75 years 71	Real estate taxes when receiving housing allowance 142, 144	Recovery 82	Bequests (See Estate beneficiaries; Gifts; Inheritance)
Purchased annuities 71	Rehabilitative program payments 47	Reporting of 99	Bingo 152, 155
Survivor's annuity 75	Reserves 181, 189, 193	Short-term capital loss 99	Birth control pills 136
Guaranteed payments 71	Retirees' pay:	Baggage:	Birth of child 26
IRAs as 113	Taxable income 47	Business-related travel expense 168	Head of household, qualifying person to file as 22, 23
Joint return 71	Withholding 34	Balance due 199	Social Security Number to be obtained 33
Worksheet 72	Uniforms 191	Bankruptcy:	Birth of dependent 28
Loans from plan 70	Wages 47	Canceled debt not deemed to be income 81	Blackmail:
Lump-sum distributions 73	Art works:	Financial institution's bankruptcy causing deductible loss 161	Losses due to 160
Multiple plan benefits 70, 71	As capital assets 97	Reporting of 165	Blind persons:
Partly taxable payments 71	Capital gains or losses from sale or trade of 106	Banks:	Exemption from withholding 36
Purchased annuities 71	Artists, performing (See Performing artists)	Automatic investment service, determination of holding period 98	Guide dogs, deductible as medical expense 136
Reporting of 71	Assessments, local (See Local assessments)	IRAs with 113	Impairment-related work expenses, deduction for 138
Retirement annuities (See also Retirement plans) 70	Assistance, tax (See Tax help)	Losses on deposits, when casualty losses 98, 161	Standard deduction for 131
Rollovers 73	Assumption of mortgage 89	Reporting of 165	Birth of bank:
Sale of 98	Fees not included in basis 90	Money market accounts 62	No charitable deduction for blood donations to 152, 155
Gain as ordinary income 71	At-risk rules:	Bar associations:	Blue books to determine fair market value 156
Simplified method to calculate tax-free part of annuity payment 71	Rental property 69	Charitable contributions to 155	Boarding houses 66
Survivor's annuity 75	Athletic events:	Bar employees:	Boats:
Worksheet for computation 71	Charitable contributions, amount deductible 152	Tips (See Tip income)	Charitable gift of, deduction for fair market value 156
Survivor annuities 75	ATIN (Adoption taxpayer identification number) 12	Bar review courses 186	Boats, donations of 1, 155
			Bona fide business purpose:
			Travel expenses 168
			Work-related education 184

Bonds:	Sales or exchanges	94	Tax rates	106	Rebates	85
Adjusted basis for	Like-kind exchanges	95	Maximum capital gain rates (Table 16-1)	106	Sales of property for	95
Amortization of premium	Business tax credits:		Total net loss	106	Cash method taxpayers	11
As capital assets	Claim for refund	17	Undistributed gains	106	Bad debts	99
Convertible bonds	Business use of home	190	Credit for tax on	62, 249	Points, deduction of	146
Discounted:			Car expenses:		Real estate transactions, tax allocation	141
Capital gain or loss	C		Depreciation (See Depreciation of car)	174	Taxes paid during tax year, deduction of	140
Issued at discount	Cafeteria plans	48	Car pools	174	Worthless securities and negotiable promissory notes	94
Market discount bonds	Calendar year taxpayers:		Carrybacks:		Cash rebates	85
Original issue discount	Accounting periods	9, 11, 43	Business tax credit carrybacks	17	Casualties	104
Redemption of	Filing due date	9	Carryovers:		Casualty insurance:	
Retirement of	California Nonoccupational Disability Benefit Fund	141	Capital loss	106	Premiums not in property basis	90
Sale of	Campaign contributions	85, 152, 155	Worksheet	106	Reimbursements from	85
Savings	Presidential Election Campaign Fund	12	Charitable contributions, when deduction exceeds adjusted-gross-income limits	157	Casualty losses	160-165, 191, 192
Sold at premium, computation of adjusted basis	Campaign expenses	193	Investment interest	148	Adjusted basis in property	90, 91, 161, 165
State or local government, tax-exempt	Canada:		Cars (See also Travel and transportation; Standard mileage rates)	45, 88, 166, 174	Amount of loss	161
Tax-exempt	Contributions to charitable organizations in	152, 155	Accidents resulting in casualty loss	160	Appraisals	161, 162
Bonuses	Cancellation of debt:		Value determination	162	Bank deposit, loss due to bank's insolvency or bankruptcy	161
36, 42, 88	Exceptions to treatment as income	81	Willful negligence or intentional act as cause	160	Costs:	
Bookkeeping (See Record-keeping requirements)	Candidates for public office:		Actual expenses	174	Cleaning up or making repairs	162
Books to determine fair market value	Contributions to, no charitable deduction for	152, 155	Advertising displays on	174	Photographs and appraisals	162
162	Capital assets:		Allowances from employers	178	Deductible losses	160
Borrowed funds (See also Loans)	Coal and iron ore	84	As capital assets	97	\$100 rule	164
70, 149	Definition of	97	Blue book to determine fair market value	156	When to take (Table 25-2)	165
Used for charitable contributions, deduction for	Capital expenses	30	Books to determine fair market value	162	Deduction limits	164
157	Capital gains:		Business and personal use, allocation between	175, 176	For personal property (Table 25-1)	165
Bottled water	Total net gain	106	Business-related travel expenses	168	Definition of casualty	160
136	Capital gains or losses	97, 99, 105, 107	Car pools	174	Disasters (See Disaster relief)	
Boy Scouts:	Bad debts as short-term capital loss	99	Charitable gift of, deduction for fair market value	156	Employer's emergency disaster fund	162
Charitable contributions to	Carryover of	106	Charitable organization service, use for	154, 158	Fair market value of property	161
152	Worksheet	106	Depreciation	175	Form 4684 to be filed	160
Breach of contract:	Character of gain	97	Donations of	1, 155	Insurance proceeds, treatment of	162
Damages as income	Character of loss	97	Electric vehicles (See Electric cars)		Net operating losses	165
86	Child's distributions and dividends, reporting of	149, 202	Employer-provided	44	Nondeductible losses	160
employment	Collectibles	106	Fixed and variable rate (FAVR)	179	Proof of loss	161
189	Deductions	106	Form 2106 or 2106-EZ, how to fill out	180	Property used partly for business and partly for personal purposes	164
Bribes	Limit on	106	Hauling tools or instruments	174	Reimbursement	162
85	Married filing separately	20	Interest on loans, not deductible	149	Reporting of gain or loss	165
Bribes and illegal payments	Distributions	62	Leased vehicles	175	Single casualty on multiple properties	163
193	Form 1040 or 1040A to be used	7, 63, 106	Medical transportation	136, 137	Cellular telephone	189
Brokers	Hobbies, sales from collections	87	Cemeteries:		Charitable contributions to	151
11	Holding period, determination of	98	Charitable contributions to	151	Certificate, mortgage credit	247
Form 1099-B	How to report	105	Certificates of deposit (CDs) (See also Individual retirement arrangements (IRAs))	58, 112	Chambers of commerce:	
40, 94	Installment sales and	105	Parking (See Parking fees)		Charitable contributions to	152, 155
IRAs with	Lump-sum distributions from pensions and annuities	73	Personal property taxes on, deduction of	143	Entertainment expenses for attending meetings	171
113	Mutual funds paying	62	Reporting of	177	Change of address	16
Commissions	Net capital gain	97, 106	Table 26-3 showing forms to be used	180	Change of name	11, 41
113, 114	Included as investment income	149	Sale, trade-in, or other disposition	175	Chaplains:	
Receiving dividends, reporting on Form 1099-MISC	Net long-term capital loss	106	Section 179 deductions	175	Life insurance proceeds when death in line of duty	82
60	Sale of personal items	88	Work-related education, transportation for	187		
Burglary:	Sale or trade of property held more than 1 year	98, 105				
Losses due to	Schedule D	105				
160	Section 1250 gains from sale of real property	97, 107				
Burial expenses (See Funerals)	State or local government bonds, tax-exempt	97				
193						
Business associates (See also Entertainment expenses)						
168, 170						
Business travel to meet						
172						
Travel expenses of, paying for						
168						
Business expenses: (See also Entertainment expenses)						
168, 170						
Job search expenses						
87						
Meal expenses (See Meal and lodging expenses)						
Reimbursements						
36, 42						
Returning excess for business expenses						
36, 179						
Travel (See Travel and transportation expenses)						
Work-related education						
186						
Business organizations:						
Charitable contributions to						
155						
Business property:						
As gift, adjusted basis for						
92						
Basis for depreciation						
93						
Property use changed to, adjusted basis for						
93						

Charitable contributions	151-159	Charitable deduction for living expenses	157	Death of child:	Employment (See Foreign employment)
\$250 or more, recordkeeping requirements	158	Charity benefit events:		Head of household, qualifying person to file as	Extension of time to file
\$500 or more noncash contribution:		Deduction amount for charitable contributions	152	22, 23	Filing requirements
Form 8283 to be used	159	Check-writing fees	193	Deductions	Withholding from IRA distributions
Bargain sales as	156	Checklists:		205	119
Benefit received as result of contribution	152, 155	Medical and dental expense deductions (Table 21-1)	136	Dividends of (See <i>this heading</i> : Investment income of child under age 14)	Civil associations:
Capital gain property as donation	156	Checks:		Earnings of	Charitable contributions to
Limit on deduction	157	As charitable contributions	157	Election to use parent's return, effect of making	Contributions to, no charitable deduction for
Carryover of excess deduction	157	Canceled checks as evidence of travel expenses	175	Inclusion of child's income on parent's return (Figure 31-A)	152
Cash, recordkeeping requirements	158	Constructive receipt of	11	Filing requirements	Civil defense organizations:
Deductions:		Payment of tax	14	As dependents (Table 1-2)	Charitable contributions to
30% limit of adjusted gross income	157	Penalty if not honored	14	6	152
50% limit of adjusted gross income	157	Child and dependent care credit	7	Investment income of child under age 14	Civil service retirement benefits
Examples of (Table 24-1)	152	Due diligence	212	60, 201-206	70
Limits on	152, 157	Earned income	210	Dependent filing requirements (Table 1-2)	Civil suits (See also Damages from lawsuits)
Year to claim deduction	157	Full-time student	210	Form 8615, use of (Figure 31-B)	86
Definition of	151	Married filing separately	20	General rules	Civil tax penalties (See Penalties)
Dwelling unit used as home	67	Payments to relatives	211	Interest and dividends	91
Fair market value of property contributions	152, 156	Child born alive	26	7, 60	Clean-fuel vehicles
Recordkeeping requirements	159	Child care:		Investment income defined	91
Gifts to reduce public debt	15	Baby-sitting	42	205	Clergy
Itemized deductions, limit on	151	Care providers	42	Parental information, providing of	6
Large quantities of items	156	Credit (See Child and dependent care credit)		Parents' election to report on Form 1040	Contributions that can be spent as individual wishes, not deductible charitable contribution
Less than \$250, recordkeeping requirements	158	Expenses	31	Trust income	154
Noncash contributions, recordkeeping requirements	158	Nursing care for healthy baby, not deductible as medical expense	136	205	Housing
Nonqualified organizations	155	Child custody	26	26	Real estate taxes when receiving housing allowance
Not deductible	154	Child support	86	26	142, 144
Ordinary income property as donation	156	Alimony, difference from	124, 125	Net investment income, figuring of	Life insurance proceeds when chaplain died in line of duty
Payment partly for goods or services	151	Child support under pre-1985 agreement	32	205	82
Property contributions	155	Child tax credit	6, 7, 25	Nontaxable income	Pensions
Decreased in value	156	Additional credit	222	205	Special income rules
Increased in value	156	Amount of credit	221	Property received as gift, income from	46
Publication 78, list of qualified organizations	151	Claiming, procedure for	221	205	Clerical help, deductibility of
Qualified organizations	151	Form 8812, completed	222	13	191
Types of	151	Limits	20, 221	Standard deduction for	Clients (See also Entertainment expenses)
Written statement from	153	Modified adjusted gross income	221	131, 132	168, 170
Recordkeeping requirements	157	Married filing separately	20	Stillborn	Business travel to meet
Schedule A (Form 1040) to be used for deductions	159	Qualifying child	221	26	Travel expenses of, paying for
Time of making contribution, how to determine	157	Withholding, checking amount	222	Support of (See Child support)	168
To individuals, not deductible	152, 154	Child, qualifying	25	Tax credit (See Child tax credit)	Closing costs:
Token items given by recipients	153	Childcare:		Tentative tax figured at parent's tax rate	Real property transactions
Volunteers, deductibility of contributions (Table 24-2)	154	Credit	208	206	89
Written acknowledgement from recipient organization	158	Provider:		Transporting school children	101
Written acknowledgment from recipient organization	151, 158	Taxpayer identification number	211	88	Clothing:
		Children (See also Adoption)	44, 155	Chronic illness:	Military
		Additional credit on child tax credit	222	Accelerated payment of life insurance proceeds (See Accelerated death benefits)	191
		Adoption (See Adopted child)		Long-term care (See Long-term care insurance contracts)	Moth damage, not casualty loss
		Baby-sitters	42	Church employees:	160
		Birth of child:		Filing requirements (Table 1-3)	Uniforms:
		Head of household, qualifying person to file as	22, 23	8	Charitable organization requiring, deduction for cost and upkeep of
		Social Security Number to be obtained	33	Churches, temples, etc.:	Used clothing, charitable deduction for fair market value
		Care providers (See also Child care)	42	Charitable contributions to	156
		Child's tax, figuring of	206	50% limit on deduction	Clothing, work
		Alternative minimum tax	206	157	190
		Credit for (See Child and dependent care credit; Child tax credit)		Convention delegates, deduction of unreimbursed expenses	Club dues and membership fees:
		Custody of	26	154	Entertainment expenses
				Citizen or resident test	171
				25	Co-owners:
				Citizens outside U.S.:	Dwelling unit used as home by co-owner, rental income and expense allocation
				Business travel outside U.S.	66
				170	Coal and iron ore
				Self-employed persons	84
				Standard meal allowance	Coins (See Collectibles)
				169	Collectibles:
				Earned income exclusion	As capital assets
				2	Gains or losses from sale or trade of
					IRA investment in
					119
					Collective bargaining agreements
					36
					College professor:
					Research expenses
					190

Colleges and universities:	Conservation:	Entertainment expense deduction not allowed	Refundable	246, 248
Charitable contributions to	Charitable contribution to promote, recordkeeping requirement	171	Retirement savings contribution (See Retirement savings contribution credit)	
50% limit on deduction	159	Coupon bonds		58
Athletic events, amount deductible	Constructive receipt of income	Court awards and damages (See Damages from lawsuits)		
152	11, 58	Cousin		29
Education costs (See Qualified tuition programs; Tuition)	Contributions (See also Campaign contributions; Charitable contributions)	Coverdell ESAs: Additional tax on		199
Education costs: Employer-provided educational assistance (See Educational assistance)	15, 67, 85, 151-159, 152, 155	Filing requirements (Table 1-3)		8
	Political	CPAs (See Accountants)		
	194	Credit card payment of taxes: Estimated tax		39, 40
	Retirement (See specific type of plan)	Credit cards: Annual fees, not deductible		149
Combat zone: Extension to file return	Controlled corporations: Nontaxable stock purchase of	Benefits, taxability of insurance		86
10	95	Charitable contributions charged to		157
Signing return for spouse	Related party transactions	Finance charges, not deductible		149
20	96	Payment of taxes		2, 10, 14
Comments on publication	Conventions: Delegates: Deduction of unreimbursed expenses	Convenience fee of service providers		14
3	154	Installment agreements		15
Commission drivers: Deduction of expenses	Travel expenses	Credit for child and dependent care expenses		200
177	170	Credit for the elderly or the disabled		200
Commissions	Travel expenses	Nontaxable payments		218
36	170	Credit reports: Costs not included in property basis		90
Advance	Work-related education, deduction of travel expenses for overseas conventions	Fees for, not deductible		149
42	187	Credits (See also Adoption)		7, 198, 200
IRAs with brokers	Conversion (See specific retirement or IRA plan)	Alternative minimum tax, credit for prior year tax		248
113, 114		Capital gains, undistributed, credit for tax on		62, 249
Property basis to include when buyer pays	Convertible stocks and bonds	Changing claim		16
89	95	Child and dependent care (See Child and dependent care credit)		
Sharing of (kickbacks)	Cooperative housing: Dwelling unit used as home	Child tax (See Child tax credit)		
87	64	Earned income (See Earned Income Credit)		
Unearned, deduction for repayment of	Mortgage interest statements	Education (See Education credits)		
42	148	Electric vehicles (See Electric cars)		
Commodities: Derivative financial instruments	Real estate taxes, deduction of	Empowerment zone and renewal community employment credit		198
97	141	Excess withholding of social security and railroad retirement tax (See Excess withholding credit)		
Common law marriage	Taxes that are deductible (Table 22-1)	For the disabled		217
19	142	For the elderly		217
Communist organizations: Charitable contributions to	Sale or trade of: Form 1099-S to report	Foreign tax (See Foreign tax credit)		
155	105	Fuel from a nonconventional source		198
Community property	Period of ownership and use	Health coverage tax (See Health coverage tax credit)		
5, 55, 92	102	Hope scholarship		20
Alimony, difference from	Cooperatives: Patronage dividends	Lifetime learning (See Lifetime learning credit)		
124	63	Mortgage interest (See Mortgage interest credit)		
IRAs	Copyrights Infringement damages	Nonrefundable credits		246
113	86	Other than those on Form 1040A, Form 1040 to be used		8
Married filing separately	Royalties			
21	83			
Medical and dental expenses	Corporations (See also S corporations)			
134	82			
Commuting expenses	Controlled corporations			
173, 194	95, 96			
Employer-provided commuter vehicle	Director fees as self-employment income			
45	86			
Compensation (See also Wages and salaries)	Reorganizations and nontaxable trade of stock			
42	95			
Defined for IRA purposes	Corrections (See Errors)			
113				
Defined for Roth IRA purposes	Cosmetic surgery: Not deductible as medical expense			
121	136			
Employee	Cosmetics: Not deductible as medical expense			
42	136			
Miscellaneous compensation				
42				
Nonemployee				
86				
Computation of tax				
12				
Equal amounts				
12				
Negative amounts				
12				
Rounding off dollars				
12				
Computer				
189				
Condemnation of property				
104, 160				
Basis computation				
91				
Disaster areas, government-ordered demolition of unsafe home				
160				
Period of ownership and use				
103				
Confidential information: Privacy Act and paperwork reduction information				
2				
Travel expenses and				
176				

Decedents (Cont.)	Standard deduction 131	Standard deduction 131-132	Dependents not allowed to claim dependents 25	Disability:
Transfer of property at death 94		Stop-smoking programs 136	Depletion allowance 84	Income 218
Declaration of rights of taxpayers:		Student loan interest deduction (See Student loans)	Deposits:	Disability benefits:
IRS request for information 2		Theft loss 192	Loss on 192	Earned Income Credit 234
Deduction:		Transportation expenses (See Travel and transportation expenses)	Losses on 98, 161	Disability insurance payments:
Costs of discrimination suits 86		Tuition and fees (See Tuition)	Reporting of 165	Earned Income Credit 234
Deductions (See also Bad debts; Capital losses; Entertainment expenses; Personal exemption; Points; Recovery of amounts previously deducted; Standard deduction) 20, 24, 32, 82, 99, 106, 131, 146, 148, 168, 170		Union dues (See Labor unions)	Depreciation:	Disability, permanent and total disability 217
Alimony, deductible by payer 124, 126		Work-related education 186	Adjustment to basis for 90	Disaster Assistance Act of 1988:
Alternative motor vehicle credit 91		Deeds:	Alternative minimum tax and accelerated depreciation 68	Withholding 37
Business expenses (See Business expenses)		Preparation costs for 148	Cars 175	Disaster mitigation payments 85
Casualty losses (See Capital losses)		Recording fees, basis to include 90	Cellular telephone 189	Disaster relief (See also Terrorist attacks) 48, 70, 163
Changing claim after filing, need to amend 16		Deferred annuity contracts (See Annuities)	Change of use of property 93	Cash gifts to victims 162
Charitable contributions (See also Charitable contributions) 151-159		Deferred compensation:	Computer 189	Deductions for contributions to qualified organizations 151
Clean-fuel vehicles 91		Limit 46	Correcting amount claimed 68	Disaster Relief and Emergency Assistance Act:
Dental expenses (See Medical and dental expenses)		Nonqualified plans 43	Form 4562:	Grants 85
Depreciation 90		Deferred compensation plans (See Retirement plans)	Rental property depreciation 68	Unemployment assistance 84
Disaster relief contributions to qualified organizations 151		Delinquent taxes:	Home computer 191	Employer's emergency disaster fund 162
Educator expenses 7, 127		Real estate transactions, tax allocation 141	Property used in trade or business, as noncapital assets 97	Government-ordered demolition or relocation of home that is unsafe due to 160
Estate 191		Delivery services 2, 9	Real property:	Grants or payments 85
Fee-basis government officials 181		Business-related travel expense 168	Gain from disposition of property 68, 103	Replacement of lost or destroyed property 163
Impairment-related work expenses 138, 181		Demutualization of life insurance companies 96	Land, no depreciation of 68	
Interest (See Interest payments)		Dental expenses (See Medical and dental expenses)	Rental property 64, 68	Disclosure statement 18
Investment expenses 149		Dentures:	Destroyed records 176	Discount, bonds and notes issued at 57
IRA contributions (See Individual retirement arrangements (IRAs))		Deductibility as medical expense 136	Diaper service 136	Discounted debt instruments: (See also Original issue discount (OID)) 40
Itemizing (See Itemized deductions)		Dependent:	Direct deposit of refunds 13	Capital gain or loss 97
Long-term care insurance contracts 136		Dependent 134	Directors' fees 86	Discounts:
Medical expenses (See Medical and dental expenses)		Dependent care:	Disabilities, persons with: (See Physically or mentally not able to care for oneself.) 210	Employee discounts, effect on basis 91
Mortgage interest (See Mortgages)		Benefits 208, 212	Accrued leave payment 48	Distributions (See also Rollovers; Dividends) 40, 73
Not itemizing, use of Form 1040A 7		Center 211	Armed forces 47	Early (See Early withdrawal from deferred interest account)
Pass-through entities 191		Credit for 208	Blind (See Blind persons)	Liquidating distributions 62
Penalties, no deduction permitted 149		Dependent taxpayer test 25	Cafeteria plans 48	Lump sum (See Lump-sum distributions)
Performing artists' expenses 181		Dependent's education expenses, claiming:	Credit for (See Elderly or disabled, credit for)	Nondividend distributions 62
Prepaid insurance premiums 136		Education credit 228	Dependent who is disabled, deduction for care expenses 137	Required minimum distributions (See Individual retirement arrangements (IRAs); Pensions)
Prescription medicines 136		Dependents (See also Adoption; Child tax credit) 6, 7, 135	Expenses for 193	Return of capital 62
Rental expenses 64, 68		Birth of 28	Guide dogs, deductible as medical expense 136	District of Columbia first-time homebuyer credit 198
Repayments 83		Born and died within year 11, 33	Impairment-related work expenses of 138, 181	Dividends: (See also Form 1099-DIV) 60-63
Section 179 deductions:		Death of 28	Work-related education 188	Alaska Permanent Fund (See Alaska Permanent Fund dividends)
Adjustment to basis for 90		Deceased dependent's medical and dental expenses 136	Income 48	As stock dividends and stock rights 62
Car expenses 175		Disabled dependent care expenses, deduction for 137	Insurance costs 48	Backup withholding 60
Self-employed persons:		Exemption for 24-32	Military and government pensions 48	Beneficiary of estate or trust receiving 60
Health insurance premiums 139		Filing requirements 6	Public assistance benefits 85	Buying more stock with 61
Social security and railroad retirement benefits 79		Earned income, unearned income, and gross income levels (Table 1-2) 6	Reporting of disability pension income 48	Defined 60
		Married, filing joint return 25	Retirement, pensions, and profit-sharing plans 48	Exempt-interest dividends 63
		Medical and dental expenses of 134	Signing of return by court-appointed representative 13	Expenses related to, deduction of 63
		Qualifying child 25, 135	Social security and railroad retirement benefits, deductions for 79	Fees to collect 191
		Qualifying relative 28, 135	Special school or home for, deductibility of medical expense 136	Foreign income 60
		Social security number 11, 32	Terrorist attack as cause of injury, disability payments excluded from taxation 70	Form 1040A, use of 7
		Adoption taxpayer identification number 12, 33	Workers' compensation 49	
		Alien dependents 12, 33		
		Standard deduction for 132		
		Travel expenses for 168		
		Tuition deduction for 130		

Dividends: (Cont.)	Dry cleaning:	Married filing separately 20	EE series bonds (See U.S. savings bonds)
Form 1099-DIV (See Form 1099-DIV)	Business-related travel expense 168, 169	Military personnel 236	EIC (See Earned Income Credit)
Holding period, determination of 99	Dual-status taxpayers 6	Social security card 236	EITC Assistant 232
Insurance dividends 63	Joint returns not available 20	Social Security Number 236	Elderly or disabled, credit for 7
Money market funds 62	Standard deduction 131	Earthquakes (See also Disaster relief) 163	Married filing separately 20
Nominees receiving on behalf of another 60	Due dates 8, 9	Casualty loss caused by 160	Elderly persons (See also Pensions) 70
Nondividend distributions 62	2004 dates (Table 1-5) 9	Easements:	Credit for (See Elderly or disabled, credit for)
Ordinary dividends 60	Disaster areas, postponed deadlines 165	Adjustment to basis for 91	Exemption from withholding 36
Patronage dividends 63	Extension (See Extension of time to file)	Education:	Home for the aged 30
Qualified 61, 63	Nonresident aliens' returns 9	Savings bond program 56	Long-term care (See Long-term care insurance contracts)
Real estate investment trusts (REITs) paying 62	Due diligence:	Education credits: (See Hope credit; Lifetime learning credit) 7, 229	Nutrition Program for the Elderly 85
Redemption treated as 94	Child and dependent care credit 212	Academic period 226	Standard deduction for age 65 or older 131
Reinvestment plans 61	Dues:	Can you claim (Figure 35-A) 229	Tax Counseling for the Elderly 9
Reporting of 63	Chamber of Commerce 189	Comparison chart (Table 35-1) 225	Election precinct officials:
Scrip dividends 63	Club 194	Dependent's education expenses, claiming 228	Fees, reporting of 86
Sold stock 60	Union 190	Eligible educational institution 226	Elective deferrals (See also Retirement plans) 70
Stockholder debts when canceled as 81	Dwelling units (See also Home; Vacation homes) 21, 66, 68	Expenses, qualified education 226-228	Limits 46
Veterans' insurance 63	Cooperative (See Cooperative housing)	Form 8863, completed sample 230-0	Elective surgery:
Divorced parents 26	Defined 66	General requirements 225	Not deductible as medical expense 136
Divorced parents, special rule 238	Renting (See Rental income and expenses)	Income limits 228	Electric cars:
Divorced taxpayers (See also Alimony) 85	<hr/> <hr/>	Married filing separately 20, 225	Credit 174
Child and dependent care credit 210	E	Modified adjusted gross income (MAGI) 228	Credits 248
Child custody 26	E-file 2, 4, 8	Phaseout of credit 228	Adjustment to basis 91
Definition of divorce instrument for purposes of alimony 124	Extensions of time to file 9	Qualified education expenses 226-228	Amount of 248
Estimated tax payments 41	Forms 8453 and 8453-OL for signature requirements 8	Recapture of 7	Filing requirements (Table 1-3) 8
Filing status 19, 20	On time filing 9	Filing requirements (Table 1-3) 8	How to take 248
IRAs 114, 118	Early withdrawal from deferred interest account:	Timing of 228	Qualified electric vehicle 248
Medical and dental expenses of children of 135	Annuities 74	Refund of expenses 226	Recapture of 248
Mortgage interest, payment as alimony 144	Form 1099-R reporting (See Form 1099-R)	Tuition deduction and 226	Electronic filing (See <i>E-file</i>)
Personal exemption 24	Form 5329 reporting (See Form 5329)	Who cannot claim 225-226	Electronic payment options 2, 14
Real estate taxes, allocation of 142	Higher education expenses, exception from penalty 112	Education expenses (See also Tuition) 7, 129	Credit card 14, 39
Transfers between spouses 92, 96	IRAs:	Tuition) 7, 129	Electronic Federal Tax Payment System (EFTPS) 14, 39
Use of home after divorce 103	Early distributions, defined 120	Employer-provided (See Educational assistance)	Electronic funds withdrawal 14, 34, 39, 40
Doctors' bills (See Medical and dental expenses)	Penalties 118, 120	Teacher's out-of-pocket expenses 7, 127	Electronic reporting:
Documentary evidence:	Section 457 deferred compensation plans 74	Tuition (See Qualified tuition programs)	Returns (See <i>E-file</i>)
Recordkeeping requirements 175	Tax on 74	Work-related education, deduction of expenses 187	Tip statement from employees to employers 50
Domestic help:	Earned income 239	Educational assistance (See also Tuition) 7, 129	Eligible educational institution:
Withholding 34	Child and dependent care credit 210	Employer-provided 44	Education credits 226
Domestic help, no exemption for 25	Defined:	Tuition deduction, effect on 130	Foreign schools 128, 129
Domestic relations orders, qualified (QDROs):	For purposes of standard deduction 132	Scholarships (See Scholarships and fellowships)	Student loan interest deduction 128
Rollover of retirement plan distribution 74	Dependent filing requirements (Table 1-2) 6	Tuition (See Qualified tuition programs)	Tuition and fees deduction 129
Donations (See Charitable contributions)	Employee 234	Educational institution (See Eligible educational institution)	Eligible foster child 26, 28
Droughts:	Self-employed 234	Educational organizations:	Eligible student:
Losses of property due to 160	Earned Income Credit 200, 232	As related party in transactions 96	Hope credit 229
Drug or alcohol rehabilitation centers:	2005 changes 1	Charitable contributions to 151, 152	Lifetime learning credit 229
Deductibility of medical expense 136	Advance 2, 7	50% limit on deduction 157	Student loan interest deduction 127
Drugs:	Filing requirements (Table 1-3) 8	Educator out-of-pocket expenses 7, 127	Tuition and fees deduction 130
As medical expenses:	Amount of earned income 1	Educators:	Embezzlement:
Over-the-counter drugs, not deductible 136	Considered unmarried 21	Excess over limit 190	Losses due to 160
Prescription medicines, deductibility 136	Disability benefits 234	Expenses 189	Reporting embezzled funds 87
	Disability insurance payments 234		Emergency medical service personnel:
	Filing claim 6		Life insurance proceeds when death in line of duty 82
	Foster child 236		Emotional distress damages 86
	Investment income, limit on 1		

Employee benefits (See specific type of benefit (e.g., Health insurance, Life insurance, etc.; Fringe benefits))	Entertainers and musicians 190	First period, no income subject to estimated tax in 39	<i>De minimis</i> benefits 44
Employee business expenses 166-182	Entertainment expenses 168, 170	Fiscal year taxpayers 39	Disability pensions of federal employees and military 48
Commuting expenses 173	50% limit 171	Married taxpayers 38	Education Savings Bond Program 87
Deductions for 166	Figure 26-A summary of rules 172	Name change 41	Educational assistance from employer 44
Form 2106 for deducting 177	Allocation of costs 171, 176	Not required 38	Elective deferrals, limit on exclusion 46
Impairment-related work expenses, deduction for 138, 181	Business-related gifts vs. 171, 172	Overpayment applied to 13	Employee awards 42
Meals (See Meal and lodging expenses)	Form 2106 or 2106-EZ, how to fill out 180	Payment vouchers 39, 40	Energy conservation subsidies 86, 88
Reimbursements (See also Per diem) 36, 42, 177, 178, 179	Meal expenses included 171	Payments 14, 39	Foreign earned income 2
Reimbursements:	Proof of expenses 175	Figuring amount of each payment 39	Frozen deposit interest 87
Returning excess ... 36, 179	Table 26-2 summary 177	Schedule 39	Group-term life insurance 45
Travel (See Travel and transportation expenses)	Recordkeeping requirements 175	When to start 39	Holocaust victims restitution 87
Work-related education 184, 188	Reporting of 177	Who must make 38	Long-term care insurance contracts 48, 49
Employee expenses:	Table 26-3 showing forms to be used 180	Penalty for underpayment 34, 39, 41, 202	Parking fees, employer-provided 45
Cellular telephone 189	Taking turns paying for meals or entertainment 171	IRS computation of, Form 2210 41	Public safety officers who died or were killed in line of duty, death benefits 82
Home computer 189, 191	Tickets:	Pension payments 70	Sale of home 88
Miscellaneous 189	Face-value as deductible amount 171	Safe harbor for higher income individuals 34	Scholarships 88
Employees: (See also Fringe benefits) 43, 44	Gift vs. entertainment deduction 171, 172	Saturday, Sunday, holiday rule 39	Strike benefits 88
Awards for service 42	Equipment (See also Tools) 174	Separate returns 41	Terrorist attack as cause of injury, disability payments 70
Business expenses (See Employee business expenses)	Rental for rental property 65	Social security or railroad retirement benefits 77	
Discounths for, effect on basis 91	Equitable relief (See Innocent spouse relief)	State and local income taxes, deduction of 140	
Form W-4 to be filled out when starting new job 35	Errors:	Unemployment compensation 84	
Fringe benefits (See Fringe benefits)	Address label, correction of 15	Estimates:	
Jury duty pay 87	Depreciation, correcting amount on Form 1040X 68	Travel expenses 175	
Overseas employment (See Foreign employment)	Discovery after filing, need to amend return 16	Exceptions to 2% limit 189	
Employers (See also Payroll deductions) 158	Form 1099 showing incorrect amount 60	Excess benefits tax (See Section 72(m)(5))	
E-file options 9	Form W-2c for corrected wage and tax statement 40	Excess reimbursements:	
Educational assistance from (See Educational assistance)	IRAs, failure to take required distribution 120	Business expense reimbursements 36, 179	
Form W-4, having new employees fill out 35	Refunds 16	Medical expenses 137	
Overseas employment (See Foreign employment)	Escrow:	Excess reimbursement flowchart (Figure 21-A) 138	
Vehicles provided by 44	Taxes placed in, when deductible 142	Excess withholding credit 246, 248	
Withholding rules 35	Estate beneficiaries (See also Inheritance) 92, 99	How to take 249	
Employment:	Dividends received by 60	Joint returns 248	
Agency fees 86, 190	IRAs (See Individual retirement arrangements (IRAs))	Exchange students:	
Résumé expenses 190	Losses of estate 86	Expenses paid for, deductible when under agreement with qualified organization 153	
Taxes: (See also Social security and Medicare taxes) 43	Receiving income from estate 86	Exchanges (See also Trade of property) 94, 95	
Taxes:	Rollover restrictions 74	Like-kind exchanges 91, 95	
FICA withholding (See Withholding)	Estate tax:	Partially nontaxable exchange 92, 95	
Tip income 8, 50	Deduction 143	Tax-free:	
Employment taxes (See also Social security and Medicare taxes) 208, 211, 213	Estates: (See also Estate beneficiaries) 86	Definition of 91	
FICA withholding (See Withholding)	Income 86	Holding period, determination of 98	
Empowerment zone 198	Investment interest 148	Taxable exchange, defined 91	
Endowment proceeds 81	Tax:	Excise taxes: (See also Penalties) 118	
Energy assistance 85	Survivor's annuity 75	Basis to include 89	
Energy conservation:	Estimated tax 34-41	Deductibility (Table 22-1) 142	
Measures and modifications 86	Amount to pay to avoid penalty 39	IRAs for failure to take minimum distributions 118	
Subsidies 86	Avoiding 37	Roth IRAs 122, 123	
Exclusion as adjustment to basis 91	Change in estimated tax 39	Exclusions from gross income:	
Utility rebates 88	Credit for 34, 40, 41	Accelerated death benefits 81	
	Definition 34	Annuities 71	
	Divorced taxpayers 41	Canceled debt 81	
	Electronic funds withdrawal 34, 39, 40	Capital gains from home sale (See Sale of home)	
	Figuring amount of tax 39	Commuting benefits for employees 45	

Fair market value (FMV): (Cont.)	Figures (See Tables and figures)	Flexible spending account or arrangement	Schedule F:
Stolen property 161	Figuring taxes and credits (See also Worksheets) 76, 129, 130, 198, 248	Floods (See also Disaster relief) 163	Real estate or personal property taxes on property used in business, deduction of 143
Fair rental price 66	Filing requirements: (See also Married filing separately) 4-18, 20	Casualty loss caused by 160	Self-employment tax, deduction of 143
Fair rental value 30	Calendar year filers 9	FMV (See Fair market value)	Form 1040-ES:
Family (See also Child tax credit; Children; Dependents; Related party transactions) 6, 96, 206, 221	Citizens outside U.S. 5	Food benefits:	Estimated tax 39, 40
Adoption credit (See Adoption)	Dependents 6	Nutrition program for the elderly 85	Form 1040-ES(NR):
Care credit (See Child and dependent care credit)	Electronic (See E-file)	Food stamps 29	Estimated tax for nonresident aliens 38
Standard meal allowance not allowed if related to employer 178	Extensions 9	Foreclosure 101, 148	Form 1040A:
Farming:	Gross income levels (Table 1-1) 5	Foreign children:	Estimated tax payments 41
Activity not for profit 85	Individual taxpayers 5	Adoption credit 247	Overpayment offset against next year's tax 39
Canceled debt, treatment of 81	Joint filing (See also Joint returns) 19, 20	Foreign employment 6, 47	Form 1099-B:
Patronage dividends 63	Late filing penalties (See Penalties)	Employment abroad 47	Barter income 40
Farmworkers:	Most taxpayers (Table 1-1) 5	Pension plan contributions 71	Form 1099-DIV:
Estimated tax 38	Other situations requiring filing (Table 1-3) 8	Social security and Medicare taxes 47	Dividend income statement 40
Withholding 34	Unmarried persons (See Single taxpayers)	U.S. citizen 47	Form 1099-G:
Federal crime investigations or prosecutions:	When to file 9	Waiver of alien status 47	Government payments 40
Travel expenses 167	Where to file 4, 15	Foreign governments, employees of 47	Form 1099-G:
Federal employees:	Who must file 4, 5, 6	Foreign income:	State tax refunds 82
Accrued leave payment 43	Filing status 5, 19-23	Dividends 60	Form 1099-INT:
Cost-of-living allowances 43	Annulled marriages 19	Earned income exclusion . . . 2	Interest income statement 40
Disability pensions 48	Change to, after time of filing 16	Reporting of 2	Form 1099-MISC:
Based on years of service 48	Divorced taxpayers 19	Sale of foreign property 94	Miscellaneous income 40
Exclusion, conditions for 48	Head of household 19, 21	Foreign income taxes:	Withheld state and local taxes 140
Terrorist attack 48	Qualifying person to file as 22	Deduction of 141	Form 1099-OID:
FECA payments 49	Joint returns 19	Form 1116 to claim credit 143	Original issue discount, from issuer or broker 40
Federal Employees' Compensation Act (FECA) payments 49	Married filing separately . . . 20	Schedule A or Form 1040 reporting 143	Form 1099-R:
Federal government:	Surviving spouse 19	Definition of 140	Retirement plan distributions 40
Charitable contributions to 151, 152	Unmarried persons (See also Single taxpayers) 5, 19	Foreign nationals (See Resident aliens)	Withheld state and local taxes shown on 140
Employees (See Federal employees)	Final return for decedent:	Foreign organizations:	Form 1099-S:
Federal income tax:	Capital loss deduction on 106	Charitable contributions to 152, 155	Real estate transactions proceeds 142
Interest on, not deductible 149	Medical expenses 136	Foreign schools 128, 129	Form 1116:
Not deductible 143	Standard deduction 131	Foreign Service 102	Foreign tax credit 143
Deductibility (Table 22-1) 142	Finance charges:	Foreign students 25	Form 2210:
Federal judges:	Credit cards, retail installment contracts, etc., not deductible 149	Expenses paid for, deductible when under agreement with qualified organization 153	Underpayment of estimated tax 41
Employer retirement plan coverage 114	Financial institutions (See also Banks) 98, 113	Foreign tax credit 247	Form:
Fee-basis officials 189, 193	Financially disabled persons 17	How to take 247	1040 58, 200
Business expenses of 181	Fines (See Penalties)	Limit on 247	Address label 15
Work-related education expenses 188	Deductibility 194	Forgiveness of debt (See Cancellation of debt)	Adoption expenses 247
Fees (See specific types of deductions and income)	Firefighters:	Estimated tax payments 41	Alaska Permanent Fund dividends 63
Professional license 194	Life insurance proceeds when death in line of duty 82	Foreign income taxes, deduction of 143	Alien taxpayer identification numbers 33
Fees, comprehensive/bundled 130, 228	Volunteer firefighters:	Gambling winnings 37	Alternative minimum tax, Credit for prior year tax 248
Fellowships (See Scholarships and fellowships)	Charitable contributions to 152	Overpayment offset against next year's tax 39	Armed forces' retirement pay 47
Fertility enhancement procedures:	IRAs 115	Schedule A:	Attachments to 12
Deductibility as medical expense 136	Fires:	General sales taxes, deduction of 143	Capital gains 63
FICA withholding (See Social security and Medicare taxes; Withholding)	Arson, no casualty loss for 160	State and local income taxes, deduction of 143	Charitable contributions, deduction to be itemized 151
Fiduciaries (See also Executors and administrators; Trustees) 5, 113, 114	Casualty loss caused by 160, 163	State benefit funds, mandatory contributions to 141	Check mailed with 14
Fees for services 86	First-time homebuyer credit:	Taxes, deduction of 143	Child's capital gain distributions 149
Prohibited transactions . . . 119	District of Columbia 198	Schedule C:	Clergy pension 46
Related party transactions 96	First-year expensing (See Section 179 deductions)	Real estate or personal property taxes on property used in business, deduction of 143	Deduction for alimony paid 126
	Fiscal year 11, 39, 41	Schedule E:	Disability retirement pay 48
	Fishermen:	Real estate or personal property taxes on rental property, deduction of 143	Dividends 63
	Estimated tax 38		Educator expenses 127
	Indian fishing rights 87		Electric vehicle credit 248
	Fleet operations:		Excess withholding credit 249
	Standard mileage rate not allowed 174		

Form:			
1040 (Cont.)			
FECA benefits	49	Kickbacks	87
Foreign tax credit	247	Notary fees	86
Health insurance credit	249	Oil, gas, or mineral interest royalties	84
Insurance distributions	63	Rental income and expenses	69, 83
IRAs	119, 120	Statutory employees	177
Mortgage interest credit	247	Work-related education expenses	188
Personal exemption	24	1040, Schedule C-EZ:	
Presidential Election Campaign Fund	12	Child care providers	42
Railroad retirement benefits, reporting on	77	Corporate director fees	86
Recapture of alimony	126	Foster-care providers	87
Reporting of alimony received	126	Kickbacks	87
Reporting taxes on tips not reported to employer	51	Notary fees	86
Reporting uncollected taxes on tips	51	Oil, gas, or mineral interest royalties	84
Schedule A: Mortgage interest deduction	247	Rental income and expenses	69, 83
Social security benefits, reporting on	77	Statutory employees	177
Social Security Numbers	32	Work-related education expenses	188
Student loan interest deduction	129	1040, Schedule D:	
Tip income reporting	51	Business property sales	95
Undistributed long-term capital gains	249	Capital gains or losses	105, 106
Use of	7, 19, 20	Child's capital gain distributions	149
Wages and salary reporting	42	Fractional shares, sale of	62
Workers' compensation	49	Home sale, capital gains from	103
1040, Schedule A:		Nonbusiness bad debts, loss of deposits due to bank's insolvency or bankruptcy	161
Charitable contributions	15, 151, 159	Sale expenses	105
Employee business expense deduction	181	Undistributed long-term capital gains	106
Federal employees buying back sick leave	49	Worthless securities	94
Gifts, deduction of	177	1040, Schedule E:	
Home mortgage interest deduction	144	Income-producing property, deduction of interest on loan for	150
Investment expenses deduction	149	Rental income and expenses	69
Investment interest deduction	150	Royalties	83
Itemized deduction limit	132	1040, Schedule F:	
Loss of deposits due to bank's insolvency or bankruptcy cause	161	Self-employed persons	177
Medical and dental expenses	138	Work-related education expenses	188
Outplacement services, deduction	43	1040, Schedule SE	6, 46
Travel expenses, deduction of	179	1040-V:	
Unearned commission, deduction for repayment of	42	Payment voucher	14
1040, Schedule B:		1040A	58, 200
Dividends	63	Address label	15
1040, Schedule C:		Adoption expenses	247
Barter income	80	Alaska Permanent Fund dividends	63
Child care providers	42	Alien taxpayer identification numbers	33
Corporate director fees	86	Armed forces' retirement pay	47
Forgiveness of debts	80	Attachments to return	12
Foster-care providers	87	Capital gains	63
		Clergy pension	46
		Disability retirement pay	48
		Dividend income reporting	63
		Dividends	63
		Educator expenses	127
		Excess withholding credit	249
		FECA benefits	49
		Insurance distributions	63
		IRA distributions	119
		Personal exemption	24
		Presidential Election Campaign Fund	12
		Railroad retirement benefits, reporting on	77
		Rehabilitative program payments	47
		Reporting pay	42
		Social security benefits, reporting on	77
		Social Security Numbers	32
		Student loan interest deduction	129
		Tip income reporting	51
		Use of	7, 19, 20
		Workers' compensation	49
		1040A, Schedule 1:	
		Dividends	63
		1040EZ	200
		Address label	15
		Alaska Permanent Fund dividends	63
		FECA benefits	49
		No attachments	12
		Personal exemption	24
		Presidential Election Campaign Fund	12
		Reporting pay	42
		Tip income reporting	51
		Use of	6, 19
		Workers' compensation	49
		1040NR:	
		Nonresident alien return	9
		1040NR-EZ:	
		Nonresident alien easy return	9
		1040X:	
		Amended individual return	16
		Annulled marriages	19
		Bad debts, claim for refund	99
		Change of filing status	21
		Check mailed with	14
		Child's return	205
		Completing	16
		Depreciation: Correcting amount of	68
		Filing	16
		Itemized deduction, change to standard deduction	132
		Standard deduction, change to itemized deductions	132
		Worthless securities, claim for refund	94
		1065:	
		Partnership income	82
		1096	105
		1098:	
		More than one borrower (not spouse), reporting of mortgage interest deduction by attaching of	150
		Mortgage interest overpaid in earlier year	146
		Mortgage interest statement	69, 82, 148
		Points reported on	148
		Prepaid interest reported on	148
		Refund of interest reported on	148
		1098-C	1
		Contributions of Motor Vehicles, Boats and Airplanes	151
		Contributions of Motor Vehicles, Boats, and Airplanes	155
		1098-E	129
		1098-T	228, 229, 230
		1099:	
		Taxable income report	11, 42
		1099-A:	
		Acquisition or abandonment of secured property	101
		1099-B	105
		Barter income	80
		Broker to report sales of stocks, bonds, or commodities	94, 105
		1099-C:	
		Cancellation of debt	80, 101
		1099-DIV:	
		Dividend income statement	46, 60, 63
		Return of capital	62
		1099-INT	52, 59
		1099-MISC:	
		Brokers receiving dividends	60
		Nonemployee compensation	86
		1099-OID	58
		1099-R	56
		Early distributions of pension funds	74
		IRA distributions	119, 121
		Life insurance policy surrendered for cash	81
		Retirement plan distributions	12
		1099-S	105
		Real estate transactions proceeds	100, 105
		1116:	
		Foreign tax credit	247
		1120S:	
		S corporation income	82
		2106:	
		Business-related expenses	177, 180
		Performing artists	181
		Travel expenses	179
		Work-related education expenses	188
		2106-EZ:	
		Business-related expenses	180
		Performing artists	181
		Work-related education expenses	188
		2119:	
		Postponement of gain from sale of home	102
		2439:	
		Notice to shareholder on undistributed long-term capital gains	62, 249
		2441	213
		2555	234
		2555-EZ	234
		2848:	
		Power of attorney and declaration of representative	13, 20
		3115	55

Form: (Cont.)

3800: General business credit 17
4029 234
4070: Reporting tips to employer 50
4070A: Daily record of tips 50
4137: Social security and Medicare taxes on tips not reported to employer 51
4361 234
4506: Copy of tax return request 16
4506-T: Tax return transcript request 16
4562: Depreciation of rental property 68
4684: Bank deposit, loss due to bank's insolvency or bankruptcy 161
Casualty or theft loss 160, 165
4797: Sales of business property 95, 103
Small business stock losses 98
4868 9, 33
Automatic extension of time to file 9, 33
Filing electronic form 10
Filing paper form 10
4952: Investment interest expense deduction 149
Net capital gain, election to include as investment income 149
4972: Lump-sum distributions 73
5329: Early distributions of sheltered funds 74
Required minimum distributions, failure to take 75, 120, 121
6251 199
Alternative minimum tax 206
6252: Installment sale income 104
8271: Investor report of tax shelter registration number 18
8275: Disclosure statement 18
8275-R: Regulation disclosure statement 18
8283: Charitable noncash contribution of more than \$500 value 159
8332: Release of exemption to noncustodial parent 26
8379: Injured spouse claim 13

8396: Mortgage interest credit 144, 247
843: Claim for refund and request for abatement 248
8453: Address label 15
E-file, for signature requirement 8
8453-OL: Address label 15
E-file, for signature requirement 8
8582: Passive activity gains or losses 69, 105
8606: IRA contributions, Nondeductible 112, 116, 119
IRA contributions, Recharacterization of 118
8615 52
Children under age 14 with more than \$1,600 of investment income 60, 205
Form 1040A may be used when filing 7
Net investment income 205
Parental information 205
Sample completed form 206
8801: Alternative minimum tax 248
8812: Additional child tax credit 222
8814 52
Additional tax, figuring of 202
Calculation of child's income 202
Capital gains distributions 202
Parents' election to report child's interest and dividends 60, 149, 201
Reduced deductions or credits 202
Sample form 203
8815 56
8818 57
8822: Change of address 16
8824: Like-kind exchanges 95
8828: Recapture of federal mortgage subsidy 104
8834: Electric vehicle credit 248
8836 2, 232
8839: Qualified adoption expenses 44, 247
8853: Accelerated death benefits 82
Archer MSAs and long-term care insurance contracts 44
8857: Innocent spouse relief 20
8862 232
8863 229, 230
Completed sample 230-0

8874: New markets credit, filing requirements (Table 1-3) 8
8879: Authorization for E-file provider to use self-selected PIN 8
8880: Credit for Qualified Retirement Savings Contributions 247
8885: Health insurance credit 249
8901: Information on Qualifying Children Who Are Not Dependents 221
9465: Installment agreement request 15
Requiring Form 1040 to be used when filing 8
RRB-1042S: Railroad retirement benefits for nonresident aliens 76
RRB-1099: Railroad retirement benefits 76
SS-5 233
Social security number request 11, 33
SSA-1042S: Social security benefits for nonresident aliens 76
SSA-1099: Social security benefits 76
W-10 211
W-2: Box 12 with code L 166, 179, 180
Election precinct officials' fees 86
Employer retirement plan participation indicated 114
Employer-reported income statement 10, 12, 42, 43, 46
Fringe benefits 43, 44
Recordkeeping 16
Reimbursements reported as part of income 166, 177, 178, 179, 180
Statutory employees 177
Uncollected taxes 51
W-2G: Gambling winnings withholding statement 87
W-4P: Rollover distributions, election not to have tax withheld 70
W-4V: Voluntary withholding request 84
W-5 241
W-7: Individual taxpayer identification number request 33
W-7A: Adoption taxpayer identification number request 12, 33

W-9: TIN of home seller and purchaser 150
Form RRB-1099: Railroad retirement benefits 40
Form SSA-1099: Social security benefits 40
Form W-2: Employer-reported income statement 40
Filing with return 40
Separate form from each employer 40
Withheld state and local taxes 140
Form W-2c: Corrected wage and tax statement 40
Form W-2G: Gambling winnings withholding statement 37, 40
Form W-2G: Withheld state and local taxes shown on 140
Form W-4: Employee withholding allowance certificate 34, 35, 37
Filling out form and worksheets 35
Form W-4P: Pensions and annuities withholding certificate 37
Form W-4S: Sick pay withholding request 36
Form W-4V: Unemployment compensation, voluntary withholding request 37
Form(s) 1099: Taxable income report 37, 40
Forms (See also Tax returns) 4
Foster care: Adoption as motive for, no charitable deduction 154
Care providers' payments 86
Charitable deduction for nonprofit care 154
Child tax credit 221
Difficulty-of-care payments 87
Emergency foster care, maintaining space in home for 87
Expenses unreimbursed and not deductible as charitable contributions 154
Foster care payments and expenses 29
Foster child 26, 28, 29
Earned Income Credit 236
Foster Grandparent Program 47
Found property 87
Fractional shares: Payment for 62
Fraternal societies: Charitable contributions to 151
Dues, no charitable deduction 152, 155
Fraud: Losses due to 160

Fraud: (Cont.)	Related party sale or trade of depreciable property	96	Goodwill Industries (See Charitable contributions)	Health insurance: (See also Accident insurance)	43
Penalties	Short-term	97, 105	Government employees:	Auto insurance policy covering, not deductible as medical expense	136
Reporting anonymously to IRS	Priority in deducting	106	Federal (See Federal employees)	Premiums:	
Free tax services	Sale or trade of property held 1 year or less	98	State (See State or local governments)	Credit for workers displaced by foreign trade or receiving pension from PBGC	134
Freight:	Theft (See Theft losses)		Graduate school (See also Educational assistance)	Deductible as medical expense	136
Basis to include	Total net gain	106	Tuition deduction (See Tuition)	Self-employed persons, deductible expenses	139
Fringe benefits:	Gambling winnings and losses	87, 192	Grants (See Scholarships and fellowships)	Reimbursement	137
Accident and health insurance	Form 1040	37	Grants, disaster relief	Health insurance premiums	30
Accounting period	Withholding	37, 40	(See Tip income)	Health savings account	136
Adoption, employer assistance	Gaming Industry Tip Compliance Agreement Program	51	Gratuities (See Tip income)	Health Spa	194
Archer MSA contributions	Garbage pickup:		Gross income:	Hearing aids:	
<i>De minimis</i> benefits	Deductibility (Table 22-1)	142	Adjustments other than on Form 1040A, Form 1040 to be used	As medical expense	136
Education assistance	Garnishment and attachment	11	Age, higher filing threshold after 65	Hedging transactions	97
Employer-provided vehicles	Gas royalties	84	Defined	Help (See Tax help)	
Form W-2	Gems:		Filing requirements (Table 1-1)	High income taxpayers:	
Group-term life insurance premiums	As capital assets	97	Dependent filing requirements (Table 1-2)	Estimated tax	38
Holiday gifts	IRA prohibited transactions in	119	Rental income	High-low rate method to compute per diem	178
Retirement planning services	General business credit	198	Gross income test	Higher education (See Colleges and universities)	
Taxable income	General Rule (See Annuities)		Group-term life insurance:	Hobbies	191
Transportation	General sales taxes:		Accidental death benefits	Activity not for profit	85
Withholding	Deduction of:		Definition	Losses	87
Frozen deposits:	Schedule A (Form 1040)	143	Exclusion from income	Holding period:	
Interest on	GI Bill benefits	30	Limitation on	Determination of	98
IRA rollover period extension	Gift taxes:		Permanent benefits	Holiday gifts	44
	Not deductible	143	Taxable cost, calculation of	Holiday, deadline falling on	39
Fuels:	Gifts:		Uncollected social security/Medicare taxes	Holocaust victims restitution	87
Clean-fuel vehicles	\$25 limit on business-related expenses	172	Reporting of (Table 1-3)	Home (See also Vacation homes; Casualty losses; Mortgages; Refinancing)	66, 68, 144, 146, 160
Full-time student:	\$4 or less for business-related expenses	172	Uncollected tax	Abandonment of	101
Child and dependent care credit	Adjusted basis for	92	Guam:	Acquisition debt (See also Mortgages)	144
	Business-related expenses	171, 172	Income from	Aged, home for	30
Fund-raising events:	Children, income from property given to	205	Guide dogs:	As capital asset	97
Charitable contributions, amount deductible	Disaster victims receiving cash gifts	162	Deductibility as medical expense	Basis (See Sale of home)	
Rental of dwelling unit used as home	Holding period, determination of	99	H	Business use of	190
Funeral expenses	Holiday gifts	44	H.R. 10 plans	Closing costs	101
Funerals:	Incidental costs of business-related expenses	172	Handicapped persons (See Disabilities, persons with)	Cost of keeping up	21
Clergy, payment for	Not taxed	87	Hawaii:	Worksheet	22
Expenses	Proof of expenses (Table 26-2 summary)	177	Standard meal allowance	Damage to (See Casualty losses)	
Contributions to cover, not deductible as charitable donations	Recordkeeping requirements	175	home	Foreclosure	101
Not deductible	Reporting of expenses	177	Worksheet	Improvements:	
Future interests:	Table 26-3 showing forms to be used	180	Filing requirements (Table 1-1)	For medical care, deductibility	136
Definition of	Schedule A (Form 1040) for deduction	177	How to file	Loans for	146
Tangible personal property, charitable deduction for	To reduce the public debt	15	Qualifying person	Jointly owned:	
	Girl Scouts:		Qualifying person to file as	Mortgage payments as alimony	124
G	Charitable contributions to	152	Summary (Table 2-1)	Separate residences in and alimony payments	125
Gains and losses (See also Capital gains or losses; Capital losses)	Glasses:		Qualifying surviving spouse with dependent child	Taxes and insurance premiums as alimony	124
Casualty (See Casualty losses)	As medical expense	136	Health:	Main home, defined	100
Claim for refund for loss	Gold and silver:		Flexible spending arrangement	Office	190
Collectibles	As capital assets	97	Reimbursement arrangement	Points	90
Financial institution's bankruptcy causing deductible loss	Capital gains or losses from sale or trade of	106	Savings account	Possession before final settlement, rent not deductible as interest	146
Reporting of	IRA investments in	119	Health coverage tax credit	Repossession	101
Gambling (See Gambling winnings and losses)	Golden parachute payments:		6, 249	Security system	194
Hobby losses	Tax on	199		Settlement fees	101
Ordinary gain and loss	Golf clubs (See Country clubs)				
Bank deposit, loss due to bank's insolvency or bankruptcy					
Ordinary loss					
Passive activity (See also Passive activity)					

Home (Cont.)	Household workers, no exemption for 25	Income-producing expenses 191	Excess contributions 120
Tax home, determination for travel-related business expenses 167	Housing (See also Home; Vacation homes) 21, 66, 68	Income-producing property:	Figuring modified AGI (Worksheet 17-1) 116
Tenants in common, taxes and insurance premiums as alimony 124	Alimony payments made to cover 124	Deduction of interest on loan for 150	Forms to use:
Home equity loans:	Clergy 46	Indefinite absence from job:	Form 1099-R for reporting distributions 40, 119
Car purchased by 175	Cooperative (See Cooperative housing)	Work-related education during 185	Form 8606 for nondeductible contributions 112
Interest deduction 144	Rental property (See Rental income and expenses)	Independent contractors:	Inherited IRAs 87, 116, 117, 118
Proceeds invested in tax-exempt securities, interest not deductible 146	Hurricanes (See also Disaster relief) 163	Homeworkers, deduction of expenses 177	Conversion to Roth IRAs 118
Home improvement loans 146	Casualty loss due to 160	Indians:	Required distributions 119
Home office:	<hr/>	Employment credit, recapture of:	Interest on, treatment of 112
Capital gains exclusion 103	I	Filing requirements (Table 1-3) 8	Married couples (See <i>this heading</i> : Spousal IRAs)
Travel to another work location 174	Icons, use of 3	Fishing rights 87	Modified adjusted gross income (MAGI):
Home schooling:	Identification number, qualifying person 210	Taxes collected by tribal governments, deduction of 140	Computation of 115
Expenses not deductible 127	Illegal income:	Individual retirement arrangements (IRAs) (See also Rollovers; Roth IRAs) 73, 112-123, 117, 121	Effect on deduction if covered by employer retirement plan (Table 17-1) 115
Homeowners' associations:	Reporting of 87	Administrative fees 113, 114, 192	Effect on deduction if not covered by employer retirement plan (Table 17-2) 115
Charges 143	Impairment (See Disabilities, persons with)	Age 59½ for distribution 120	Worksheet 17-1 116
Deductibility (Table 22-1) 142	Impairment-related work expenses 188, 189, 193	Exception to rule 120	Nondeductible contributions 116
Charitable contributions to 152, 155	Improvements:	Age 70½:	Early withdrawal 120
Homeworkers:	Real estate, adjustments to basis for 90	Contributions cut off at 113	Tax on earnings on 116
Deduction of expenses 177	Rental property (See Rental income and expenses)	Distributions required at 118, 120	Ordinary income, distributions as 119
Hope credit:	Incidental expenses:	Compensation, defined 113	Penalties 119
Can you claim (Figure 35-A) 229	Business-related gifts 172	Contribution limits 113	Early distributions (See Early withdrawal from deferred interest account)
Claiming the credit 229	Travel-related 169	Age 50 or older, 113	Excess contributions 120
Comparison with lifetime learning chart (Table 35-1) 225	Income: (See also Alimony; Wages and salaries) 42-49, 85	Under age 50, 113	Form 8606 not filed for nondeductible contributions 112, 116
Eligible student 229	Bartering 80	Contributions 7, 20, 21	Overstatement of nondeductible contributions 116
Figuring the credit 229	Canceled debts 80	Designating year for which contribution is made 113	Prohibited transactions 119
Married filing separately ... 20, 225	Constructive receipt of 11, 58	Excess 120	Required distributions, failure to take 118, 120
Modified adjusted gross income (MAGI) 228	Excess reimbursement of medical expenses 137	Filing before contribution is made 113	Prohibited transactions 119
Tuition deduction and 129, 226	Gross 29	Nondeductible 116	Recharacterization of contribution 118
Hospitals:	Illegal income 88	Not required annually 113	Reporting of:
Charitable contributions to nonprofits 152	Interest 52	Roth IRA contribution for same year 113, 122	Distributions 119
50% limit on deduction 157	Investment income 205	Time of 113	Filing requirements (Table 1-3) 8
Meals and lodging provided for patients, deductibility 136	Jury duty pay 87	Withdrawal before filing due date 118	Recharacterization of contributions 118
Payments for services for specific patient, not deductible as charitable contributions 155	Life insurance proceeds 81	Cost basis 116, 119	Required distributions 117, 118
Services fees, deductibility of medical expense 136	Nonemployee compensation 86	Deduction for 7, 114	Excess accumulations 120
Host or hostess 81	Paid to agent 11	Filing status and 115	Retirement savings contribution credit 20, 247
Hotels:	Paid to third party 11	Participant covered by employer retirement plan (Table 17-1) 115	Self-employed persons 113
Club dues:	Partnership 82	Participant not covered by employer retirement plan (Table 17-2) 115	Spousal IRAs 112, 113, 114, 115
Not entertainment expenses 171	Prepaid 11	Phaseout 1, 115	Taxability 120
Not considered dwelling units 66	Recovery 82	Definition of 113	Distributions 119
Household employees 213	Rental (See Rental income and expenses)	Distributions:	Time of taxation 113
Household furnishings:	Royalties 83	At age 59½ 120	Transfers permitted 116
Antiques (See Collectibles)	S corporation 82	Required minimum distributions (See <i>this heading</i> : Required distributions) 118	To Roth IRAs 116, 118
As capital assets 97	Tax exempt 29	Divorced taxpayers 118	Trustee administrative fees 192
Household members (See also Head of household) 19	Taxable income in excess of \$100,000 7	Early distributions (See Early withdrawal from deferred interest account)	Trustee-to-trustee transfers 116
Alimony payments, spouses cannot be members of same household 125	Taxable income less than \$100,000 6, 7	Employer retirement plan participants 1, 114, 115	IRA to Roth IRA 123
Household services 211	Tips (See Tip income)	Establishing account 113	Types of 113
Household workers (See Domestic help)	Underreported 16	Time of 113	
	Income aid payment 190	Where to set up account 113	
	Income from nonqualified deferred compensation plans:		
	Additional tax on 199		
	Income taxes (See Federal income tax)		
	Federal (See Federal income tax)		
	Foreign (See Foreign income taxes)		
	State or local (See State or local income taxes)		

Individual retirement arrangements (IRAs) (<i>Cont.</i>)	Trade of policies and annuities	95	Personal interest not deductible	144, 149	J	
Withdrawals	Withholding against benefits	12	Reporting of deductions	149	Jewelry:	
Early (See Early withdrawal from deferred interest account)			Student loan interest deduction	127	As capital assets	97
Required (See <i>this heading:</i> Required distributions)			Student loans deduction	7, 20, 144, 149	Job (See <i>headings starting with "Employee" or "Employer"</i>)	
Withholding	Insurance agents:	177	Unstated interest	89, 95	Search:	
Individual taxpayer identification numbers (ITINs)	Insurance companies:	120			Expenses	190
12, 33	State delinquency proceedings, IRA distributions not made due to	120	Interference with business operations:		Job search:	
Individual taxpayers (See Single taxpayers)	Insurance premiums:		Damages as income	86	Deduction of expenses for	
Information returns (See <i>also</i> Form 1099; Form W-2; Form W-2)	Alimony when spouse owns life insurance policy	124	Internal Revenue Service (IRS):		Interviews	87
10, 11, 12, 37, 40, 42, 43, 46	Casualty insurance	90	Fraud or misconduct of employee, reporting		Joint accounts	52
Partnerships to provide	FHA mortgage insurance premiums, not deductible	149	anonymously	2	Dividends, reporting of	60
82	Health insurance:		Mission of	3	Joint return test	25
Inheritance (See <i>also</i> Estate beneficiaries)	Credit for workers displaced by foreign trade or receiving pension from PBGC	134	Underpayment penalties, computation by	41	Joint returns:	
86	Deductible as medical expense	136	International employment (See Foreign employment)		Accounting period	20
Adjusted basis for	Self-employed persons, deductible	139	International organizations, employees of	47	After separate return	21
92	Home	194	Internet:		Carryover of capital loss	106
Holding period, determination of	Homeowners'	194	Electronic filing over (See <i>E-file</i>)		Deceased spouse	20
99	Liability	189	Standard meal allowance rates	169	Dependents on	28
IRAs (See Individual retirement arrangements (IRAs))	Life	32, 194	Inventory, retail	97	Divorced taxpayers	20
Not taxed	Life insurance	136	Investment property:		Estimated tax	38
87	Alimony	124	Rental property (See Rental income and expenses)		Excess social security/railroad retirement tax withholding credit	248
Inheritance tax:	Medical	30	Investments:		Extension for citizens outside U.S.	10
Deductibility of	Mortgage	148, 194	Classes as travel expenses	170	Filing status	19
Deduction	Paid in advance	53	Expenses	149	Form 1040EZ, use of	6
143	Rental expenses, deduction of premiums paid in advance	65	Fees	192	Fraud penalty	18
Injured spouse	Insurance proceeds:		Property:		Guardian of spouse, signing as	20
13	Dividends, interest on	53	As capital asset	97	Injured spouse	13
Claim for refund	Installment payments	57	Definition	148	Innocent spouse	20
13	Life	57	Like-kind exchanges	95	Investment income of child under age 14	201
Innocent spouse relief:	Intellectual property, donations of	1	Seminars	194	Nonresident or dual-status alien spouse	20
Form 8857	Interest:		Involuntary conversion (See <i>also</i> Condemnation of property)	160	Pensions or annuities	71
Joint returns	Fees to collect	191	Basis computation	91	Worksheet	72
20	Frozen deposits	53	Basis for depreciation	91	Personal exemption	24
Insider stock compensation from expatriated corporation:	Usurious	53	IRAs (See Individual retirement arrangements (IRAs))		Responsibility for	2, 20
Tax on	Interest income	52	Israel:		Separate return after joint	21
199	Children:		Contributions to charitable organizations in	152, 155	Signing	13, 20
Insolvency:	Gifts to children	205	Itemized deductions:		Social security and railroad retirement benefits	79
Canceled debt not deemed to be income	Dividends as	60	Adjusted gross income limiting	144, 184	State and local income taxes, deduction of	140
Financial institution's insolvency causing deductible loss	Form 1099-INT	11, 40	Changing from standard to itemized deduction (or vice versa)	132	Judges, federal:	
loss	Frozen deposits, from	87	Choosing to itemize	132	Employer retirement plan coverage	114
Reporting of	Property purchase financed without adequate stated interest, treatment of	95	Form 1040 to be used	7, 82	Jury duty pay	87
165	Recovery of income, on	82	IE written on Form 1040	132		
Installment agreements	Reporting on Forms 1040, 1040A, or 1040EZ	7	Limits on	20, 196	K	
15	Form 1040EZ filing threshold	6	Charitable donations, deduction for	151	Keogh plans (See <i>also</i> Retirement plans)	70
Installment sales	Savings bonds (See <i>also</i> U.S. savings bonds)	87	Married filing separately	20, 132	Kickbacks	87
94	Securities, Form 1040 to be used	7	One spouse has itemized	131	Kiddie tax (See Children, <i>subheading:</i> Investment income of child under age 14)	
Capital gains and	Tax refunds, from	16	Recovery	82	Kidnapped children	236
105	Interest payments (See <i>also</i> Mortgages)	69, 82, 144-150	Standard deduction to be compared with	132	Losses due to ransom	160
Home sale	Allocation of interest according to use of loan	149	State tax, for	132	Qualifying child	26
104	Canceled debt including	80	Itinerant workers:		Qualifying relative	28
Insulin:	Car loans	175	Deduction of expenses	177		
Deductibility as medical expense	Deductions:		Tax home, determination of	167	L	
136	Forms to use (Table 23-1)	150	ITINs (See Individual taxpayer identification numbers (ITINs))	210	Labels	15
Insurance:	Not allowed	149			Address correction	15
Accident (See Accident insurance)	Reporting of	149			Social Security Number to be written on	2
Alimony deduction for, when home owned as tenants in common	Investment interest	148			Labor unions:	
124	Limit on deduction	148			Collective bargaining agreements	36
Casualty or theft loss, reimbursement to adjust loss					Contributions to, no charitable deduction for	152
162					Dues and fees	88, 155
Distributions from, reporting of						
63						
Dividends:						
Interest on						
63						
Form 1099-R to report benefits						
40						
Life (See Group-term life insurance; Life insurance)						
Living expenses paid by, possible income from						
163						
Reimbursements:						
From casualty insurance						
85						
State insurer delinquency proceedings preventing minimum pension distributions						
75						

Labor unions: (Cont.)	Comparison with Hope credit chart (Table 35-1)	Lost property 194	Social security and railroad retirement benefits
Sick pay withholding under union agreements	225	When deemed casualty loss	77
Strike and lockout benefits	229	10-year tax option	State and local income taxes
Trips from union hall to place of work	229-230	No charitable deduction for tickets	140
Unemployment compensation payments from	20, 225	Lotteries and raffles (See also Gambling winnings and losses)	Student loan interest deduction and
		87	128
		Modified adjusted gross income (MAGI)	Tenants by the entirety, allocation of real estate taxes
		228	142
		Tuition deduction and	Tuition deduction and
		129, 226	129
Land (See also Real estate)	Like-kind exchange	104	Married taxpayers (See also Joint returns; Tenants by the entirety; Married filing separately)
Depreciation not allowed for	Like-kind exchanges	95	2, 6, 19, 20, 21, 60, 71
68	Basis for depreciation	92	Age 65 or older spouse: Standard deduction
Landlords (See Rental income and expenses)	Qualifications	91	131
Landscaping:	Limit on credit.	220	Blind spouse: Standard deduction
Cost of, when casualty or theft loss involved	Limit on itemized deduction: 2005 changes	1	131
160, 162	Limits:		Child and dependent care credit
Larceny:	Itemized deductions	196	211
Losses due to	Miscellaneous deductions	189	Deceased spouse (See also Surviving spouse)
160	Line of credit for home: Interest	144	20
Late filing	Liquidating distributions	62	Definition of spouse for purposes of alimony
2, 17	Living expenses:		124
Penalties	Insurance paying, possible income from	163	Dual-status alien spouse
9, 17, 18	Loans (See also Debts; Student loans)	7, 17, 127, 149	Educator expenses
Late payment:	Fees for, not deductible	149	Estimated tax
Penalties on tax payments	Home improvement loans	146	Filing status
18	Home mortgages (See Mortgages)		5, 19
Public utility charges, not deductible	Origination fees (See Points)		Form 1040EZ, use of
149	Retirement plans, from	70	6
Laundry:	Lobbying:		Gross income filing requirements (Table 1-1)
Business-related travel expense	Contributions for, not charitable deductions	152, 155	20
168, 169	Lobbying expenses	194	IRAs
Law enforcement officers:	Local assessments:		113, 114
Life insurance proceeds when death in line of duty	Adjusted basis for	90	Spouse covered by employer plan
82	Deductibility of	142	114, 115
Lead-based paint removal:	Rental property, deductions for	65	Living apart
Deductibility as medical expense	Local government employees:		19
136	Section 457 plans for employees (See Section 457 deferred compensation plans)		Medical and dental expenses
Leased property:	Local law violated	29	134
Casualty or theft loss	Lockout benefits	88	Deceased spouse's expenses
161	Lodges (See Social clubs)		136
Leased vehicles:	Lodging (See Meal and lodging expenses)	30	Nonresident alien spouse
Car expenses	Long-term care insurance contracts	48	12, 20
175	Chronically ill individual	49, 82	Performing artists
Leases (See Rental income and expenses)	Deductibility of medical expense	136	181
	Exclusion, limit of	49	Roth IRAs
	Qualified services defined	48	121
Legal expenses	Long-term debt instruments	98	Signatures when spouse unable to sign
192, 194	Long-term gains and losses (See Capital gains or losses)		13
Liability insurance:	Losses (See Gains and losses)	69	Social security or railroad retirement benefits, taxability
Reimbursements from	Capital (See Capital gains or losses)		76
85	Casualty (See Casualty losses)		Transfer of home to spouse
License and similar fees	Gambling (See Gambling winnings and losses)		101
193	Theft (See Theft losses)		Transfers between spouses
License fees:			92, 96
Deductibility of			Travel expenses for spouse
143			168
Life insurance (See also Group-term life insurance; Accelerated death benefits)			Mass transit passes, employer-provided
8, 44, 81			45
Alimony, premiums when spouse owns policy			Maternity clothes:
124			Not deductible as medical expense
Demutualization of companies			136
96			MCC (Mortgage credit certificate)
Form 1099-R for surrender of policy for cash			247
81			Meal and lodging expenses
Premiums			168-172
194			50% deduction for business-related meals
Not deductible			168, 169, 171
136			Figure 26-A summary of rules
Proceeds			172
57			Work-related education
As income			187
81			Business-related entertainment including
Public safety officers who died or were killed in line of duty, tax exclusion			168, 171
82			Business-related travel expense including
Surrender of policy for cash			168
81			Form 2106 or 2106-EZ, how to fill out
Withholding			180, 181
37			Lodging
Life insurance premiums			168, 169
32			
Life-care fees:			
Paid to retirement home and designated for medical care, deductibility			
136			
Lifetime learning credit:			
Can you claim (Figure 35-A)			
229			
Claiming the credit			
230			

Meal and lodging expenses (Cont.)	Medicare Advantage MSA (See Medical savings accounts (MSAs))	Penalty if not honored 14	Mosques (See Churches, temples, etc.)
Proof of expenses 175	Medicare B, when deductible as medical expense 136	More information (See Tax help)	Motels (See Hotels)
Table 26-2 summary 177	Medicare tax 199	Mortgage:	Moth damage:
Recordkeeping requirements 168, 175	Medicare taxes, not support 32	Relief 80	Not casualty losses 160
Reporting of 177	Medications:	Mortgage credit certificate (MCC) 247	Moving expenses:
Table 26-3 showing forms to be used 180	Deductibility as medical expense 136	Mortgage insurance premiums 148	Standard mileage rates 1
Restaurant receipts 175	Member of household or relationship test 28	Basis in property not to include 90	MSAs (See Medical savings accounts (MSAs))
Standard meal allowance 168, 169, 178	Members of the uniformed services or Foreign Service 102	Mortgage interest credit 247	Multiple support agreement 32
Amount of 169	Membership fees (See <i>specific type of organization</i>)	Carryforward 247	Municipal bonds 57
Areas outside continental U.S. 169	Mentally incompetent persons (See also Disabilities, persons with; Elderly or disabled, credit for) 7, 48, 70	Form 8396 144	Museums:
Prorating on partial days of travel 178	Signing of return by court-appointed representative 13	How to take 247	Charitable contributions to 152
Taking turns paying for meals or entertainment 171	Metals, precious (See Gold and silver)	Recapture 247	Musicians and entertainers 190
Transportation workers 169	Mexico:	Reduced deduction 247	Mutual funds 191
Deduction limits 172	Contributions to charitable organizations in 152, 155	Mortgages: (See also Points) 146, 149	Adjusted basis of shares 93
Medical and dental expenses 134-139	Mexico, resident of 25	Alimony, payments as 124	Allocated expenses 191
Adjusted gross income and limit of deduction 134	Mileage deduction for work-related education 184	Assistance payments 85, 144	Capital gains 62
Adopted child 135	Mileage rates (See Standard mileage rates)	Assumption of 89	Dividends from 62
Alimony payments made to cover 124	Military (See Armed forces) 102	Fees not included in basis 90	Exempt-interest dividends 63
Contributions to cover, not deductible as charitable donations 154	Military personnel:	Credit certificate (MCC) from state or local government 144	Nonpublicly offered 192
Damages including 138	Earned Income Credit 236	Discounted mortgage loan 80	Publicly offered 191
Decedent's expenses 136	Mineral royalties 84	Ending early, treatment of points 148	Undistributed capital gains 106
Deduction 134	Ministers (See Clergy)	Federally subsidized mortgage, recapture of tax paid on home purchased with 247	Credit for tax on 249
Checklist for deductible expenses (Table 21-1) 136	Miscellaneous deductions 189	FHA mortgage insurance premiums and VA funding fees, not deductible 149	
Dependent's expenses 134	Federal employees buying back sick leave 49	Insurance premiums (See Mortgage insurance premiums)	
Determination of date paid 134	Outplacement agency fees 43	Interest:	
Form 1040, Schedule A, for reporting 138	Missing children:	Definition 144	Name change 11, 41
Future expenses, settlement including 138	Photographs of, included in IRS publications 2	Form 1098 (interest statement) 69, 148	Nanny tax (See Domestic help)
Health insurance credit 249	Mistakes (See Errors)	Refund of 82	National Housing Act:
Health insurance premiums (See Health insurance)	Modified adjusted gross income (MAGI):	Interest credit (See Mortgage interest credit)	Mortgage assistance 85, 144
Included expenses:	Child tax credit limits 221	Interest deduction:	
Individuals covered 134	Education credits 228	Computation for amount deductible (Figure 23-A) 144	National of the United States 25
Meals and lodging related to receiving medical care 137, 169	Hope credit 228	Sale of home 144	Native Americans (See Indians)
Medical care, defined 134	IRAs, computation for:	Schedule A (Form 1040) to deduct 149	Negligence penalties 18
Purpose of expenses 134	Effect on deduction if covered by employer retirement plan (Table 17-1) 115, 116	Late payment charges, deduction of 144	Net investment income 148
Reimbursements, treatment of 49, 137	Effect on deduction if not covered by employer retirement plan (Table 17-2) 115	Lender's charges for services 148	Net operating losses:
Work-related 212	Worksheet 17-1 116	More than one borrower (not spouse), reporting of interest deduction 150	Casualty or theft losses 165
Medical devices:	Lifetime learning credit 228	Preparation costs for notes or deeds of trust 148	Refund of carryback 17
Deductibility of 136	Roth IRAs, computation for 122	Prepayment:	New Jersey Nonoccupational Disability Benefit Fund 141
Medical insurance (See Accident insurance)	Phaseout (Table 17-3) 122	Allocation of deduction 144	New Jersey Unemployment Compensation Fund 141
Medical insurance premiums 30	Worksheet 17-2 122	Penalty for, deduction of 144	New job, trade, or business:
Medical research organizations:	Money market certificates 53	Points 146	Employment agency fees 190
Charitable contributions to 152	Money market funds 62	Reported on Form 1098 148	Job search expenses 190
Medical savings accounts (MSAs) (See also Archer MSAs) 44	Money orders:	Proceeds used for business or investment, deduction of 150	Travel expenses 190
MSAs) 44	Payment of tax 14	Refinancing 146	Work-related education expenses 186
Additional tax on 199		Refund of interest:	New York Nonoccupational Disability Benefit Fund 141
Medicare Advantage MSA 87		Reported on Form 1098 148	Nightclubs:
Medical expenses paid for decedent from 136		Treatment of 146	Cover charges, 50% limit on deduction 172
Medicare (See also Social security and Medicare taxes) 8, 43, 47		Seller-financed 104	Nobel Prize 88
Benefits 85			Nominees 53, 58
Medicare A, when deductible as medical expense 136			Dividends that belong to someone else 60, 63

Nonresident aliens (Cont.)	Ordinary dividends (See Dividends)	Patents:	Required distributions, failure to take
Individual taxpayer identification number (ITIN) 12	Ordinary gain 97	Infringement damages 86	to take 118
Spouse 12	Ordinary gain and loss (See Gains and losses)	Royalties 84	Late filing 9, 17, 18
Joint returns not available 20	Organ donors:	Patents, donations of 1	Exception 18
Separated 21	Deductibility of medical expense 136	Patronage dividends 63	Late payment 18
Transfers between spouses when one spouse is nonresident alien 96	Original issue discount (OID) 57	Payment of tax 2, 8, 14, 15, 17	Negligence 18
Standard deduction 131	Adjusted basis and 93	By check or money order 2, 14, 39	Reportable transaction understatements 18
Tuition deduction and 129	Discounted debt instruments 97	By credit card 2, 10, 14	Roth IRAs:
Waiver of alien status 47	Form 1099-OID 40	By electronic means 14	Conversion contributions withdrawn in 5-year period 123
Nontaxable payments:	Origination fees (See Points)	Credit card 14, 39	Excess contributions 122
Credit for the elderly or the disabled 218	Other taxes 198	Electronic Federal Tax Payment System (EFTPS) 14, 39	Substantial understatement of income tax 18
Nontaxable trades (See Tax-free exchanges)	Out of work 217	Funds withdrawal 14, 34, 39	Tax evasion 18
Northern Mariana Islands:	Outplacement services 43	Delivery services 2, 9	Tips, failure to report 50
Income from 6	Deduction of agency fees 43	Estimated tax 14, 39	Underpayment of estimated tax 34, 39, 41, 202
Not-for-profit activities 85	Over-the-counter drugs:	Installment agreements (See Installment agreements)	Willful failure to file 18
Notary fees 86	Not deductible as medical expense 136	Late payment penalties 18	Withholding 36, 37
Not deductible as interest 148	Overpayment of tax (See also Tax refunds) 13	Payable to "United States Treasury" 2	Pensions (See also Annuities; Railroad retirement benefits; Rollovers) 70-75, 73, 76
Notes:	Overseas work (See Foreign employment)	Vouchers 39, 40	457 plans (See Section 457 deferred compensation plans)
As obligations of individuals 98	Overtime pay 36	Payments 199	Clergy 46
Discounted 43, 57	Oxygen equipment and oxygen:	Disaster relief 85	Contributions:
Received for services 43	Deductibility as medical expense 136	Payroll deductions (See Payroll deductions)	Elective deferral amounts 1
Nursery schools (See Child and dependent care credit)	P	Charitable contributions via: Recordkeeping requirements 158	Retirement savings contribution credit 20, 247
Nursing care:	Paper vs. electronic return (See E-file)	Withholding (See Withholding)	Taxation of 46
Employment taxes for worker providing medical care, deductibility of 136	Parking Reduction Act of 1980 2	Payroll taxes (See Social security and Medicare taxes; Withholding)	Cost computation 71
For healthy baby, not deductible as medical expense 136	Parental responsibility (See Children)	Peace Corps allowances 47	Decedent's unrecovered investment in 12
Wages for, deductibility as medical expense 136	Parents, divorced or separated 26, 238	Pell grants:	Definition of 74, 75
Nursing homes:	Divorced parents 238	Tuition deduction, effect on 130	Disability pensions 48
Insurance for care in (See Long-term care insurance contracts)	Parking fees:	Penalties:	Credit for 70
Meals and lodging, deductible as medical expense 137	Business-related travel 174	Accuracy-related 18	Early distributions:
Nutrition Program for the Elderly 85	Commuting expense 173	Alimony deduction, failure to provide social security number of recipient 126	Exceptions to tax on 74
Nutritional supplements:	Employer-provided fringe benefit:	Backup withholding 37	Qualified retirement plans, exceptions for 74
Not deductible as medical expense 136	Exclusion from income 45	Check not honored 14	Tax on 74
	Medical-related travel 137	Civil penalties 17	Elderly persons, credit for 70
	Sports arena, business-related entertainment subject to 50% limit 172	Criminal 18	Elective deferral limitation 46
	Parks and recreation facilities:	Deductibility 149, 194	Employer plans:
	Charitable contributions to 152	Defenses 18	Benefits from previous employer's plan 115
	Parochial school tuition:	Estimated tax (See <i>this heading</i> : Underpayment of estimated tax)	Rollover to IRA 117
	No charitable deduction 155	Failure to furnish tax shelter registration number 18	Situations in which no coverage 115
	Partners and partnerships 191	Failure to include social security number 12, 18	Estimated tax 70
	Capital gains or losses from 106	Failure to pay tax 18	Excess accumulation, tax on (See <i>also this heading</i> : Required distributions) 74, 75
	Income 82	Failure to provide social security number or TIN: Alimony deduction 126	Foreign employment contributions 71
	Investment interest 148	Home seller and purchaser 150	Form 1099-R 40
	Related party transactions 96	To dividend payers 60	General Rule for nonqualified plans and qualified plans for recipients over 75 years 71
	Pass-through entities 191	Form 8606 not filed for nondeductible IRA contributions 112, 116	Inherited pensions 87
	Passive activity 94	Fraud 18	Joint returns 71
	Losses 21, 149	Frivolous return 18	Loans from plan 70
	Exception for real estate professionals 69	Interest on 14	Lump-sum distributions (See <i>also</i> Lump-sum distributions) 73
	Investment interest and 148	IRAs 119	Military (See Armed forces)
	Rental property 69	Early distributions 120	Multiple pension plan benefits 70, 71
	Reporting of gains or losses 105	Excess contributions 120	Partly taxable payments 71
		Form 8606 not filed for nondeductible contributions 112, 116	Reporting of 71
		Overstatement of nondeductible contributions 116	Required distributions: At age 70½ 75

Pensions	Plastic surgery:	Prizes and awards (See also	Qualified education expenses:
Required distributions: (Cont.)	Not deductible as medical	Bonuses) 36, 42, 88	Education credits 226-228
Excise tax for failure to take	expense when	Exclusion from income 42	Work-related education,
minimum	cosmetic 136	Pulitzer, Nobel, and similar	business
distributions 75	Points	prizes 88	deduction 186-187
Form 5329 for failure to	Basis in property not to	Scholarship prizes 88	Qualified individuals:
receive required	include 90	Probationary work periods:	Under age 65 and retired on
minimum, 75	Definition 146	Travel expenses during 167	permanent and total
State insurer delinquency	Excess points 148	Professional license	disability 217
proceedings preventing	Form 1098 reporting 148	fees	Qualified plans: (See Retirement
minimum	Guide to determine if points	deductible in year paid	plans) 73, 117
distributions 75	(Figure 23-B) 146	Limits on deduction 148	Qualified student loan (See
State and local government	Main home purchase, special	Mortgage ending early 148	Student loan interest deduction)
employees (See Section 457	treatment of 90	Paid by seller 148	Qualified tuition
deferred compensation plans)	Refinancing 146	Schedule A (Form 1040) to	programs 88
Unrecovered investment	deduct 149, 150	Second home 146	Additional tax on 199
in 193	Settlement statement shows as	Settlement statement shows as	Filing requirements (Table
Withholding 12, 37, 70, 73	charged for	charged for	1-3) 8
Pentagon attacks (See Terrorist	mortgage 146	Political campaign	Qualifying child 25
attacks)	expenses 193, 194	expenses 193, 194	Qualifying person:
Per capita taxes:	Political contributions (See	Political contributions (See	Child and dependent care
Deductibility of 143	Campaign contributions)	Campaign contributions)	credit 208
Per diem:	Political conventions:	Political conventions:	Qualifying relative 28
Allowance or	Travel expenses 170	Travel expenses 170	
reimbursement 177, 178,	Post office employees:	Post office employees:	
179	Rural mail carriers 174	Rural mail carriers 174	
Charitable organization service,	Postponed tax deadlines:	Postponed tax deadlines:	
for 154	Disaster areas 165	Disaster areas 165	
Federal rate 178	Postponement of gain:	Postponement of gain:	
High-low rate method to	Sale of home 102	Sale of home 102	
compute 178	Adjusted basis 91	Adjusted basis 91	
Standard meal	Power of attorney 13, 20	Power of attorney 13, 20	
allowance 169	Preferred stock:	Preferred stock:	
Performing artists:	Redeemable at a	Redeemable at a	
Artists, performing 189	premium 62	premium 62	
Business expenses 181	Premature distributions (See	Premature distributions (See	
Work-related education	Early withdrawal from deferred	Early withdrawal from deferred	
expenses 188	interest account)	interest account)	
Permanent and total	Prepaid:	Prepaid:	
disability 217	Insurance 53	Insurance 53	
Personal exemption 24-33,	Preparer's fee:	Preparer's fee:	
24	Deductible amount 191	Deductible amount 191	
Joint return 24	Preparers of tax returns 13	Preparers of tax returns 13	
Limits 20	Prepayment:	Prepayment:	
Phaseout 20, 24, 32	Insurance premiums:	Insurance premiums:	
Spouse's exemption 24	Deductibility as medical	Deductibility as medical	
Personal injury suits:	expense 136	expense 136	
Damages from 86	Mortgage interest (See	Mortgage interest (See	
Personal interest:	Mortgages)	Mortgages)	
Not deductible 144, 149	Rent paid in advance 64	Rent paid in advance 64	
Personal property (See also	Prescription medicines:	Prescription medicines:	
Casualty losses) 163	Deductibility as medical	Deductibility as medical	
As capital assets 97	expense 136	expense 136	
Rental income from 83	Presidential Election Campaign	Presidential Election Campaign	
Taxes (See Personal property	Fund 12	Fund 12	
taxes)	Presidentially declared	Presidentially declared	
Theft of (See Theft losses)	disasters (See Disaster relief)	disasters (See Disaster relief)	
Personal property taxes:	Prevention of cruelty to children	Prevention of cruelty to children	
Car taxes 175	or animals organizations:	or animals organizations:	
Deduction of 143	Charitable	Charitable	
Schedule A, C, E, or F (Form	contributions 151	contributions 151	
1040) 143	Price reduced after	Price reduced after	
Taxes: (See Personal property	purchase 81	purchase 81	
taxes)	Principal residence (See Home)	Principal residence (See Home)	
Personal representatives (See	Privacy Act and paperwork	Privacy Act and paperwork	
Fiduciaries)	reduction information 2	reduction information 2	
Persons with disabilities (See	Private delivery services 2,	Private delivery services 2,	
Disabilities, persons with)	9	9	
Photographs:	Private schools:	Private schools:	
Casualty or theft loss	Charitable deduction for	Charitable deduction for	
claims 162	tuition 155	tuition 155	
Physician certification 217			
Physician's statement 217			
Veterans 218			
Place for filing 4, 15			
Planes: (See Aircraft; Airplanes)			
Plants and trees:			
Cost of, when casualty or theft			
loss involved 160, 162			

Real estate (Cont.)	Stolen property, adjustment of theft loss	161	Relief fund contributions	194	Personal use of property including vacation home	66
Rental (See Rental income and expenses)	Tax refunds	82	Relief funds (See also Disaster relief)	163	Allocation of expenses	64
Settlement fees	Red Cross:		Religious organizations (See also Churches, temples, etc.; Clergy)	6, 46, 152, 154	Pre-rental expenses	64
Taxes (See Real estate taxes)	Blood donations not deductible	152, 155	Charitable contributions	152	Property or services received instead of money	64
Transfer taxes	to	152	Charitable contributions to	151, 152	Purchaser's payment of rent, not included in property basis	90
Real estate investment trusts (REITs):	Redeemable ground rent:		Deduction as mortgage interest	144	Repairs	64
Dividends from	Deduction as mortgage interest	144	Redemption of bonds	94	Reporting of	69
Undistributed capital gains	State and local bonds, before maturity	97	Redemption of stock	94	Sale of rental property	64
Credit for tax on	62, 249		Refinancing:		Schedule E for reporting of	69
Real estate taxes:			Fees for, not part of property basis	90	Security deposits	64
Alimony deduction for, when home owned as tenants in common	124		Points	146	Self-employment tax, when applicable	69
Assessments (See Local assessments)			Refund of expenses (See name of benefit)		Tax return preparation	65
Basis of property and	89		Refundable credits	246, 248	Tax shelters and at-risk rules	69
When not reimbursed by property seller	90		Refunds	199	Time to report	64
Cooperative housing (See Cooperative housing)			Mortgage interest, treatment of	146	Travel expenses associated with management and maintenance	65
deduction of	141		State tax	82	Vacant rental property	64
List of deductible taxes (Table 22-1)	142		Taxes (See Tax refunds)		Reorganizations, corporate:	
Schedule A, C, E, or F (Form 1040)	143		Tuition refunds	130	Nontaxable trade of stock	95
Refund, treatment of	142		Regulated investment companies:		Repairs:	
Taxes (See Real estate taxes)			Undistributed capital gains, credit for tax on	249	Basis, effect on	89, 90
Rebates (See Refunds)			Reimbursement (See also Per diem; Recovery of amounts previously deducted)	82, 177, 178, 179, 180	Cost of, when casualty or theft loss involved	162
Recapture:			Accountable plans, definition of	177	Rental expenses	64
Alimony	126		Allocation of	180	Repayment:	
Reporting on Form 1040	126		Casualty losses	162	Amount previously included in income	193
Credits	7, 248		Employee business expenses	36, 42, 172	Repayments:	
Filing requirements (Table 1-3)	8		Gain from casualty or theft loss	162	Social security benefits	77, 83
New markets credit, filing requirements (Table 1-3)	8		Health insurance, reimbursement in later year	138	Unemployment compensation	84
Taxes	199		Medical and dental expenses	137	Reporting:	
Recharacterization:			Excess reimbursement flowchart (Figure 21-A)	138	Rollovers	117
IRA contributions	118		Mileage (See Standard mileage rates)		Repossession of home	101
Recording fees:			Personal expenses	177	Requests for information from IRS	16
Basis to include	89		Received after deducting loss	163	Required minimum distributions (See Individual retirement arrangements (IRAs); Pensions)	
Recordkeeping:			Returning excess for business expenses	36, 179	Rescue squad members:	
Gambling	193		Tax year of inclusion for insurance reimbursement	163	Life insurance proceeds when death in line of duty	82
General requirements	189		Theft losses	162	Research expenses:	
Sale of home	102		Travel advances	179	College professor	190
Savings bonds used for education	57		Types of	162	Reservists:	
Recordkeeping requirements	15		Unclaimed	187	Deduction for transportation expense	173
Business travel expenses	168, 175		Work-related education expenses	187	IRAs	115
Charitable contributions	151, 157		Reinvestment plans:		Residency:	
Copies of returns	16		Dividends used for	61	Home outside U.S. (See Citizens outside U.S.)	
Destroyed records	176		Related party transactions	96	Main home, defined	100
Documentary evidence	175		Indirect transactions	96	Residency test	26
Electronic records of tips	50		Like-kind exchanges	95, 96	Resident aliens:	
Form W-2	16		Multiple property sales or trades	96	Earned Income Credit	234
Gambling	87		Relationship test	26, 28	Estimated tax	38
Incomplete records	176		Relative, qualifying	28	IRA distributions, withholding from	119
Meal expenses:					Social security number (SSN)	11
Actual cost	168				Spouse treated as	21
Standard meal allowance	168				Resorts:	
Period of retention	15, 177				Travel expenses when incidental business activities	170
Tip income	50					
Travel expenses	168, 175					
Work-related education expenses	188					
Recovery of amounts previously deducted:						
Itemized deductions	82					
Mortgage interest refund	82					
Over multiple years	82					

Restaurant employees:	Excise tax for failure to take minimum distributions	75	Roth IRAs: (See also Rollovers)	121-123, 123	Foreclosure or repossession	101
Tips (See Tip income)	Form 5329 for failure to receive required minimum retirement plan distributions	75	Age:		Form 1099-S	100
Retail installment contracts:	State insurer delinquency proceedings preventing minimum distributions	75	Distributions after age 59½	123	Gain or loss, figuring of	100
Finance charges, not deductible			No limit for contributions	121	Interest deduction for mortgage	144
Retail inventory			No required distribution age	123	Interest paid to seller, reporting of	150
Retention of records (See Recordkeeping requirements)			Compensation, defined	121	Jointly owned home	101
Retired Senior Volunteer Program			Contribution limits	122	Land	100
Retirees (See also Retirement plans)			Age 50 or older,	122	Main home, defined	100
Armed forces:			Under age 50,	122	More than one home	100
Taxable income			Contributions	121	Sold in 2-year period	103
Withholding			No deduction for	112, 121	Option to buy	100
Retirement of bonds			Roth IRA only	122	Period of ownership and use	102
Rollover of amount redeemed			Time to make	122	Points paid by seller	148
			To traditional IRA for same year	113, 122	Postponed gain from	91
Retirement planning services			Conversion	123	Recordkeeping	102
Retirement plans (See also Annuities; Railroad retirement benefits; Rollovers; Roth IRAs)			Definition of	121	Reporting of gain	103
457 plans (See Section 457 deferred compensation plans)			Distributions:		Seller-financed mortgage	104
Clergy			Qualified distributions	123	Selling price	100
Contributions			Effect of modified AGI on contributions (Table 17-3)	122	Settlement fees or closing costs	101
Credit for (See Retirement savings contribution credit)			Establishing account	121	Trading homes	101
Elective deferral amounts			Excess contributions	122	Transfer to spouse	101, 103
Taxation of			Failed conversions and recharacterizations	118, 123	Undeducted points	100
Cost computation			IRA transfer to	116, 118	Sale of property	94-99
Decedent's unrecovered investment in			Modified adjusted gross income (MAGI)	122	Adjusted basis	94
Definition of			Computation (Worksheet 17-2)	122	Amount realized	94
Disability pensions			Phase-out (Table 17-3)	122	Basis other than cost	95
Credit for			Penalties	123	Business property that has undergone change of use	93
Early distributions:			Conversion contributions withdrawn in 5-year period	123	Cash payment	95
Exceptions to tax on			Excess contributions	122	Debt payoff included in	95
Tax on			Spousal contributions	121	Definition of	94
Elderly persons, credit for			Taxability	123	Fair market value (FMV)	95
Elective deferral limitation			Withdrawals	123	Figuring gain or loss	94
Employer plans:			Excess contributions	122	Form 1099-B	94
Benefits from previous employer's plan			Not taxable	112, 123	Like-kind exchanges	95
Rollover to IRA			Rounding off dollars	12	Personal items	88
Situations in which no coverage			Royalties	83	Redemption of stock	94
Estimated tax			RRTA tax (See also Excess withholding credit)	246	Rental property that has undergone change of use	93
Excess accumulation, tax on (See also this heading: Required distributions)			Rural mail carriers	174	Transfers between spouses	96
Foreign employment contributions			S		Sales and exchanges:	
Form 1099-R			S corporations	191	Bonds	57
General Rule for nonqualified and qualified plans for recipients over 75 years			Capital gains or losses from	106	Sales tax:	
Inherited pensions			Related party transactions	96	Basis to include	89
IRAs (See Individual retirement arrangements (IRAs))			Shareholders	82	Car purchase	175
Joint return			Investment interest	148	Deductibility of (Table 22-1)	142
Keogh plans			Safe deposit box	192	Sales to related persons, exception	104
Loans from plan			Salaries (See Wages and salaries)		Salvation Army (See Charitable contributions)	
Lump-sum distributions (See also Lump-sum distributions)			Sale of home (See also Real estate)	69, 88, 100-104	Saturday, deadline falling on	39
Military (See Armed forces)			Abandonment	101	Savings:	
Multiple pension plan benefits			Adjusted basis	101	Bonds	54, 59
Partly taxable payments			Amount realized	100	Bonds used for education	56
Reporting of			Basis	101	Certificate	53, 58
Required distributions			Capital gains exclusion	102	Schedule (See Form 1040)	
At age 70½			Division of real estate taxes	141	1 (Form 1040A), Part I	58
			Employer, payment by	100	2 of Form 1040A	213
			Federal subsidy, recapture of	104	3 of Form 1040A	218
					Form 1040, A-F, R, SE (See Form 1040)	
					K-1:	
					Beneficiaries receiving income from estate or trust	60
					Partnership income	82
					S corporation income	82

Schedule (Cont.)			
K-1, Form 1041	52	Sale expenses, how to adjust for	105
R of Form 1040	218	Short-term gains and losses	105
X:		Stock appreciation rights	43
Tax rates for single persons	19	Stock rights:	
Y-1:		As capital assets	97
Tax rates for married filing jointly	19	Dividends as	62
Y-2:		Holding period, determination of	99
Tax rates for married filing separately	20	Worthless	94
Schedules A–F, R, SE (Form 1040) (See Form 1040)		Surrender of stock	94
Scholarships	27, 29, 32	Tax-exempt:	
Scholarships and fellowships	6, 7	Home equity loan proceeds invested in	146
Earned income including	132	Interest incurred to produce income from	148
Exclusion from gross income	88	Interest to purchase or carry, not deductible	149
Teaching or research fellowships	88	Tenants by the entirety owning, reporting of dividends	60
Tuition deduction, effect on	130	Tenants in common owning, reporting of dividends	60
Scientific organizations:		Worthless securities	94
Charitable contributions to	151	Security deposits:	
Scrip dividends	63	Rental property, for	64
Second homes (See Vacation homes)		Self-employed persons: (See also Self-employment tax)	143
Second mortgages:		Corporate directors as	86
Interest	144	Definition	6
Section 1202 exclusion:		Filing requirements (Table 1-3)	8
Capital gains or losses under	107	Foreign government or international organizations, U.S. citizens employed by	6
Section 1244 stock:		Gross income	5
Losses on	98	Health insurance costs, deductible as medical expense	139
Section 1250 gains:		Homeworkers, deduction of expenses	177
Sale of real property subject to	107	IRAs	113
Section 179 deductions:		Meal allowance not permitted when more than 10% ownership of corporation	178
Adjustment to basis for	90	Ministers	6
Car expenses	175	Nonemployee compensation	86
Section 457 deferred compensation plans	70	Qualified retirement plans for	70
Early distributions from	74	Travel outside U.S.	170
Required distributions	75	Work-related education expenses	188
Rollovers:		Self-employment tax	198
To IRAs	117	Deduction of	143
Section 72(m)(5)	199	List of deductible taxes (Table 22-1)	142
Securities (See also Brokers; Dividends)	11, 60, 105	Rental income	69
Adjusted basis for	93	Seller-financed mortgages	104
As capital assets	97	Seminars:	
Bought at various times, how to indicate	105	Investment-related	194
Claim for refund	17	Senior Companion Program	47
Constructive ownership of stock, determination of	96	Separate returns (See Married filing separately)	
Convertible stocks and bonds	95	Separated parents	26, 238
Fractional shares	62	Separated parents, special rule	238
Holding period, determination of	98	Separated taxpayers	19
Joint owners, reporting of dividends	60	Filing status	20, 21
Nontaxable trades	95	IRAs	114
Options	46, 62	Medical and dental expenses of children of	135
Preferred stock, redeemable at a premium	62	Mortgage interest	144
Redemption of stock	94	Nonresident alien spouse	21
Reinvestment plan, dividends used for	61	Personal exemption	24
Rollover of gain from publicly traded securities	99	Separation agreements:	
		Defined for purposes of alimony	124
		SEPs (See Simplified employee pensions (SEPs))	
		Series EE and E savings bonds (See U.S. savings bonds)	54
		Series HH and H savings bonds	54
		Series I savings bonds	54
		Service Center addresses	15
		Service charges	192
		Credit card payment of taxes	14
		Deductibility of	149
		Employer treating as wages for tip income	50
		Service Corps of Retired Executives (SCORE)	47
		Services:	
		No charitable deduction for value of	152
		Property received for	91
		Settlement date of securities transaction	98
		Settlement fees:	
		Real property transactions	89
		Sale of home	101
		Severance pay	43
		Accrued leave payment	43
		Outplacement services	43
		Shipping:	
		Business-related travel expense	168
		Shipwrecks:	
		Casualty loss due to	160
		Short tax year:	
		Change in annual accounting period	131
		Short-term debt instruments:	
		Government obligations	97
		Ordinary gain	97
		Short-term gains and losses	97, 105
		Priority in deducting	106
		Sale or trade of property held 1 year or less	98
		Sick leave:	
		Cash payments for unused leave	136
		Federal employees buying back	49
		Sick pay:	
		FECA payments	49
		Income	43
		Railroad Unemployment Insurance Act	49
		Withholding	36
		Signatures	13
		Agent, use of	13
		E-file Forms 8453 and 8453-OL for signature requirements	8
		Joint returns	20
		Mentally incompetent	13
		Parent for child	13
		Physically disabled	13
		Self-Select PIN acting as electronic signature	8
		Silver (See Gold and silver)	
		SIMPLE plans:	
		Contribution limits	1
		Rollover to Roth IRA	123
Simplified employee pensions (SEPs):		IRAs as	113
Simplified Method:		Computation of taxable annuity	71
		Worksheet	71
Single taxpayers:		Charitable contributions to, no deduction for	152, 154
		Filing requirements	5
		Filing status	5, 19
		Form 1040EZ, use of	6, 19
		Gross income filing requirements (Table 1-1)	5
Small businesses:		Capital gains or losses from stock of	107
		Keogh plans	70
		Losses on stock of	98
Smoking cessation programs:		Deductibility as medical expense	136
Social clubs:		Contributions to, no charitable deduction for	152
		Dues:	
		Not entertainment expenses	171
Social security and Medicare taxes (See also Excess withholding credit)	199, 213, 246	2005 changes	1
		Reporting of (Table 1-3)	8
		Support, not included in	32
Social security benefits	29	Deductions related to	79
		Employer retirement plans different from	115
		Estimated tax	77
		Foreign employer	47
		Form SSA-1042S for nonresident aliens	76
		Form SSA-1099	40, 76
		Group-term life insurance, taxes owed on	8
		Income	7
		IRAs for recipients of benefits	115
		Joint returns	79
		Lump-sum election	77
		Married filing separately	20, 77
		Paid by employer	43
		Repayment of benefits	77, 83
		Repayments	192
		Reporting of	77
		Taxability of	76, 77
		Tips, taxes owed on	8
		Withholding for	37, 77
		Not deductible	143
Social security number (SSN)	11	Correspondence with IRS, include SSN	12
		Dependents	11
		Exception	11
		Failure to include penalty	12
		Form SS-5 to request number	11
		Nonresident alien spouse	12
		Resident aliens	11

Social security numbers (SSNs)	210	State bar associations:		Student loan interest deduction:		Alimony requirements (instruments executed after 1984) (Table 18-1)	125
Alimony recipient's number required	126	Bar review courses	186	Loan repayment assistance	128	Capital gain rates (Table 16-1)	106
Child's	2	Charitable contributions to	155	Student loans:		Car expenses, reporting of (Table 26-3)	180
Number to be obtained at birth	33	State or local governments:		Cancellation of debt	81	Casualty and theft losses: Deduction limits for personal property (Table 25-1)	165
Dependents	2	Bonds, tax-exempt	97	Interest deduction	7, 127, 144, 149	Deduction of loss, when to take (Table 25-2)	165
Dividend payers to use	60	Charitable contributions to	151, 152	Academic period	127	Charitable contributions, deductibility of (Table 24-1)	152
Earned Income Credit	233, 236	Employees:		Amount of deduction	128	Children's income: Inclusion on parent's return (Figure 31-A)	201
Label, number need to be written in	2	Section 457 plans for (See Section 457 deferred compensation plans)		Claiming	128, 129	Investment income more than \$1,600, reporting of (Figure 31-B)	205
Penalty for failure to provide: To dividend payers	60	Unemployment compensation	84	Double deduction not allowed	128	Education credits: Can you claim (Figure 35-A)	229
Social Security Card	233	Fee-basis officials:		Eligible educational institution	128	Comparison chart (Table 35-1)	225
Sonic booms:		Business expenses of	181	Eligible student	127	Entertainment expenses: 50% limit (Figure 26-A)	171, 172
Casualty loss due to	160	Work-related education expenses	188	Expenses of dependent	128	Proof of (Table 26-2)	177
Special needs children:		State or local income taxes:		Features of (Table 19-1)	127	Reporting of (Table 26-3)	180
Adoption credit	246	Deduction of	140	Married filing separately	20	Estimated tax, who must make payments (Figure 4-A)	38
Spouse (See also Married taxpayers) (See also Surviving spouse)	19, 20	List of deductible taxes (Table 22-1)	142	Qualified student loan	127	Filing requirements: Dependents (Table 1-2)	6
Disabled, qualifying for dependent care credit	210	Schedule A (Form 1040)	143	Worksheet	129	Gross income levels (Table 1-1)	5
Student	210	Electronic returns filed with federal	8	Interest, defined	127	Other situations requiring filing (Table 1-3)	8
SSN (See Social security number (SSN))		Exception to deduction	140	Student claimed as exemption on tax return of another person	128	Gift expenses: Proof of (Table 26-2)	177
Stamp taxes:		Federal changes, effect on	17	Students	157	Reporting of (Table 26-3)	180
Real estate transactions and	143	Form W-2 to show withheld taxes	140	Credit (See Education credits)		Head of household, qualifying person (Table 2-1)	23
Stamps (See Collectibles)		Interest on, not deductible	149	Defined	26	Individual retirement arrangements (IRAs): Figuring modified AGI (Worksheet 17-1)	116
Standard deduction	131, 132	Itemized deductions	132	Exemption from withholding	36	Modified AGI, effect on deduction if covered by retirement plan at work (Table 17-1)	115
2005 changes	1	Joint state and local returns but federal returns filed separately	140	Foreign	25	Modified AGI, effect on deduction if not covered by retirement plan at work (Table 17-2)	115
Age 65 or older	131	Married filing separately	140	Foreign students	153	Roth IRAs, effect of modified AGI on contributions (Table 17-3)	122
Amount	131	Refunds, treatment of	140, 141	Loans (See Student loans)		Roth IRAs, modified AGI (Worksheet 17-2)	122
Blind persons	131	State or local taxes:		Scholarships (See Scholarships and fellowships)		Interest deductions, forms to use (Table 23-1)	150
Changing from itemized to standard deduction (or vice versa)	132	Refunds	82	Tuition deduction (See Tuition)		Meal expenses and 50% limit (Figure 26-A)	171, 172
Comparison with itemized deduction amount	132	Statute of limitations:		Tuition programs, qualified (See Qualified tuition programs)		Medical and dental expenses: Checklist for deductible expense (Table 21-1)	136
Defined	131	Claim for refund	13	Work-related education (See Work-related education)		Reimbursement, excess algorithm (Figure 21-A)	138
Dependents	132	Claim for refunds	16	Substantial gainful activity	217	Mortgage deduction (Figure 23-A)	144
Final return of decedent	131	Statutory employees	177	Substitute forms	10		
Increase in	131	Stillborn child	26	Suggestions for publication	3		
Married filing separately: One spouse has itemized	131	Stock appreciation rights	43	Sunday, deadline falling on	39		
Not allowed in certain situations	131	Stock bonus plans	37	Supplemental wages	36		
Purpose of	131	Stock certificates:		Supplies:			
Standard meal allowance	168, 169, 178	Charitable contributions, date of	157	Regularly used or consumed in ordinary course of trade or business	97		
Amount of	169	Stock options	46, 62	Support test:			
Areas outside continental U.S.	169	Stockholders (See also Securities)	17	Qualifying child	27		
Prorating on partial days of travel	178	Debts	81	Qualifying relative	29		
Standard mileage rate:		Stockholders' meeting expenses	194	Surveys:			
Work-related education	184, 187	Stocks (See Dividends; Securities)		Property basis to include	89		
Standard mileage rates	174	Stolen funds:		Surviving spouse:			
2005 rates	1	Reporting of	88	Annuity	75		
Business-related miles	166, 174	Stolen property (See Theft losses)	88	Filing status	19		
Car expenses	174	Stop-smoking programs:		With dependent child	23		
Charitable organization service, auto use for	154	Deductibility as medical expense	136	Gross income filing requirements (Table 1-1)	5		
Medical reasons for use of car	134, 137	Storms (See also Disaster relief)	163	Life insurance proceeds paid to	81		
Not allowed	174	Casualty loss due to	160	Rollovers by	74		
State:		Straddles:		Tax (See Estate tax)			
Obligations, interest on	57	Interest from	148	Synagogues (See Churches, temples, etc.)			
Officials	189, 193	Strike benefits	88				

Tables and figures: (Cont.)	Limits	17	Holding period, determination of	98	Temples (See Churches, temples, etc.)
Points, to determine if deductible in year paid (Figure 23-B)	Exceptions	17	Taxable exchanges:	Definition of	91
Roth IRA and modified adjusted gross income (MAGI) phaseout (Table 17-3)	More or less than expected	13	Taxes: (See also Sales tax)	140-143, 140, 175, 198	Temporary absence from job: Work-related education during
Student loan interest deduction (Table 19-1)	Net operating loss carryback	17	Alternative minimum	199	26, 28
Tax returns:	Offset:		Business taxes, deduction of	140	Temporary job assignments: Travel expenses
Due dates (Table 1-5)	Against debts	8, 13	Deduction of	140	167
Steps to prepare (Table 1-6)	Against next year's tax	13, 39	Schedules to use	143	Tenants (See Rental income and expenses)
Taxes that are deductible (Table 22-1)	Past-due	8, 16	Types of taxes deductible (Table 22-1)	142	By the entirety
Travel and transportation expenses:	Real estate taxes, treatment of	142	Estate (See Estate tax)		In common
Examples of deductible expenses (Table 26-1)	Reduced	17	Estimated (See Estimated tax)		52
Local transportation (Figure 26-B)	State and local income tax refunds	140, 141	Excise (See Excise taxes)		52
Proof of (Table 26-2)	State liability, effect on	17	Federal income taxes, not deductible	143	142
Reporting of (Table 26-3)	Withholding	6	Foreign taxes	140	60
Tuition deduction (Table 19-2)	Worthless securities	17	Income tax. deduction of	141	142
Claiming dependent's expenses (Table 19-3)	Claim for refund	94	General sales taxes (See General sales taxes)		142
Volunteers, deductibility of contributions (Table 24-2)	Tax return preparation:		Gift taxes	143	Tenants in common: Alimony deduction for taxes and insurance paid on home owned as
Work-related education (Figure 27-A)	Rental expenses	65	How to figure	198	124
Tax counsel fees	Tax returns (See also Due dates; Joint Returns; Signatures)	9, 13, 20	Income taxes, deduction of	140	60
Tax Counseling for the Elderly	Aliens	6	Indian tribal government taxes, deduction of	140	81
Tax credits (See Credits)	Amended (See also Form 1040X)	16, 132	Inheritance tax	143	Terminal illness: Accelerated payment of life insurance proceeds (See Accelerated death benefits)
Tax evasion	Attachments to returns	12	Kiddie tax (See Children, subheading: Investment income of child under age 14)		160
Tax figured by IRS	Child	13	Nanny tax (See Domestic help)		160
Tax help	Copies of	16	Not deductible	143	160
Tax Counseling for the Elderly	Dating of	13	Personal property taxes:		70
Volunteer counseling (Volunteer Income Tax Assistance program)	Filing of (See also Filing requirements)	4	Car taxes	175	48
Tax preference items	Forms to use	6	Deduction of	143	160-165, 191, 192
Tax rates:	Free preparation help	9	Real estate taxes (See Real estate taxes)		164
Married filing jointly (Schedule Y-1)	How to file	10	Sales tax	89	161
Married filing separately (Schedule Y-2)	Joint returns (See Joint Returns)		Withholding	34	161, 162
Single person filing (Schedule X)	Mailing of	1, 15	Taxes, not support	32	162
Tax refunds:	Paid preparer	13	Taxis:		162
Agreement with IRS extending assessment period, claim based on	Payment with	14	Business-related travel expense	168	162
Bad debts	Phone number to be included	2	Standard mileage rate not allowed	174	162
Business tax credit carrybacks	Preparation fees	191	Taxpayer Advocate	265	162
Cashing check	Private delivery services	2, 9	Taxpayer Assistance Center	2	162
Check's expiration date	Request copy of, Form 4506	16	Taxpayer identification number (TIN):		165
Claim for	Request transcript of, Form 4506-T	16	Adoption (ATIN)	12	160
Limitations period	Steps to prepare (Table 1-6)	10	Individual (ITIN)	12	161
Litigation	Third party designee	2, 12	Social security number (See Social security number (SSN))		160
Direct deposit	Transcript of	16	Taxpayer identification numbers (TINs)	208, 210	162
Erroneous refunds	Who must file	4, 5, 6	Child and dependent care credit	211	161
Federal income tax refunds	Tax shelters:		Childcare provider	211	164
Financially disabled	Penalty for failure to furnish registration number	18	Individual (ITIN)	33	161
Foreign tax paid or accrued	Rental property and at-risk rules	69	Social Security Numbers (See Social Security Numbers (SSNs))		162
General rules	Tax year (See also Accounting periods)	9, 11	Teachers:		165
Inquiries	Tax-exempt:		Expenses, deduction of	7, 127, 190	124, 125
Interest on	Bonds and other obligations	57	Work-related education	185, 186	2, 12
Late filed returns	Income	195	Telephones	194	11
Less than \$1	Interest	57	Business-related travel expense	168	160
	Obligations:		Fraud or misconduct of IRS employee, number for reporting anonymously	2	160
	Adjusted basis	93	Tax return to include phone number	2	160
	Organizations:				
	Related party transactions	96			
	Section 457 deferred compensation plans	70			
	Tax-exempt income	29			
	Tax-exempt obligations:				
	Adjusted basis for	93			
	Tax-free exchanges:				
	Definition of	91			

Tip expense:	Partially nontaxable exchange 92, 95	Getting from home to temporary workplace when multiple regular workplaces 172	Rollover restrictions 74
Business meal or entertainment activity, 50% deduction limit 172	Reporting of 95	Going home on days off from temporary assignment 167	Trustees:
Business travel expense 168, 169	Taxable exchange, defined 91	Going to business meeting away from regular workplace 172	Administrative fees 192
Tip income 50-51	Trade-in of car 175	Going to family home 166	IRA 192
Allocated tips 36, 51	Trading date of securities transaction 98	Indefinite assignment 167	IRAs:
Daily record of tips 50	Traditional IRAs (See Individual retirement arrangements (IRAs))	Job search expenses 87	Fees 113, 114
Electronic tip record 50	Traffic violations:	Medical purposes, for 136, 137	Notification of recharacterization 118
Form 4070A for daily records 50	Fines not deductible 175	Mileage rates (See Standard mileage rates)	Transfer from trustee to trustee 116, 123
Noncash tips 50, 51	Transfer taxes:	New employment 190	Trusts (See also Trust beneficiaries) 60, 86, 199
Penalty for failure to report 50	Property basis to include 89	No main place of business or work 167	Grantor trusts 86
Reporting on tax return 51	Real estate transactions and 143	Nonaccountable plans, definition of 179	Income 86
Reporting tips to employer 50	Transit passes 45	Parking fees:	Child beneficiary 205
Failure to report to employer 8, 50	Transportation expenses (See Travel and transportation expenses)	Business-related	Investment interest 148
Form 4070 for 50	Transportation workers:	travel 174	Related party transactions with fiduciaries 96
Service charges paid by employer as wages 50	Meal expenses 169	Commuting expense 173	TTY/TDD information 265
Social security and Medicare tax:	Deduction limits 172	Employer-provided fringe benefit 45	Tubal ligation:
Employer reporting for purposes of 50	Form 2106 or 2106-EZ, how to complete 180	Medical-related	Deductibility as medical expense 136
Filing requirements (Table 1-3) 8	Travel and transportation expenses 166-170, 172-175	travel 137	Tuition (See also Hope credit) 129, 229
Uncollected 8	Advances 177, 179	Probationary work	Alimony payments made to cover 124
Tip Rate Determination and Education Program 51	Allocation of types of costs 168, 176	periods 167	Charitable deduction not allowed for paying 152, 155
Tip-splitting or tip-pooling arrangements 50	Bona fide business purpose 168	Proof of expenses 175	Credit (See Education credits)
Uncollected taxes 51	Business associates 168	Summary (Table 26-2) 177	Deduction for 7, 129
Withholding 36, 50	Business travel 168	Recordkeeping requirements 168, 175	Claiming for dependent 130
Employee contributing to 50	\$75 or less 175	Rental property maintenance and management, for 65	Refund of expenses 130
Underwithholding 36, 51	Confidential information and 176	Reporting of 177	Eligible educational institution, defined 129
Title insurance:	Employees' expenses 168	Table 26-3 showing forms to be used 180	Expenses that do not qualify 130
Property basis to include 89	Incidental expenses 169	Resorts or cruise ships 170	Qualified programs (See Qualified tuition programs)
Title to property:	Proof of business purpose 176	School children, transporting of 88	Related expenses, defined 129
Abstract fees, property basis to include 89	Receipt not readily available to prove 175	Summary of rules (Figure 26-B) 173	Tuition and fees deduction:
Attorneys' fees:	Spouse or dependents 168	Tax home, determination of 167	Refund of expenses 130
Property basis to include 89	Trip outside U.S. 170	Temporary assignment or job 167	Tuition programs, qualified (See Qualified tuition programs)
Tolls:	Trip primarily for business 169	Temporary work	Tuition, benefits under GI Bill 30
Business-related travel 174	Trip primarily for personal reasons 170	location 173	
Tools 190	U.S. travel 169	Tips 168, 169	U
Hauling to and from work 174	Unproved amounts 179	Transit pass 45	U.S. Citizen:
Rental for use on rental property 65	Visiting clients or customers 172	Work-related	Earned Income Credit 234
Tornadoes (See also Disaster relief) 163	Charitable organization service, deduction for 154	education 186, 187	U.S. citizen or resident 25
Casualty loss due to 160	Commuting expenses 173	Traveling salespersons:	U.S. national 25
Total support 30	Employer-provided commuter vehicle 45	Deduction of expenses 177	U.S. obligations, interest 53, 54
Tour guides:	Conventions 170	Tax home, determination of 167	U.S. possessions:
Free tour for organizing tour 87	Delegates, deduction of unreimbursed amount 154	Treasury bills, notes, and bonds 57	Charitable contributions to 151
Trade Act of 1974:	Deductible expenses 167	Treasury Inspector General:	Deduction of income tax paid to 141
Trade readjustment allowances under 84	Examples of (Table 26-1) 168	Telephone number to report anonymously fraud or misconduct of IRS employee 2	Income from 6
Trade associations:	Definition of 166	Treasury notes 53	U.S. Postal Service (See Post office employees)
Meetings and entertainment expenses 171	Employer-provided vehicles 44	Treaties:	U.S. savings bonds:
Trade of property (See also Sale of property) 94	Estimates of 175	Foreign charitable organizations, contributions to 152	Education, used for 20
Definition of 94	Expenses paid for others 195	Trees and plants:	Interest on 87
Form 8824 for reporting 95	Federal crime investigators or prosecutors 167	Cost of, when casualty or theft loss involved 160, 162	Transfer between spouses 92
Like property and money transferred 92, 95	Form 2106 or 2106-EZ, how to fill out 180	Trust beneficiaries:	U.S. Treasury bills or notes:
Like-kind exchanges 91, 95	Fringe benefits 45	Dividends received by 60	Trade of 96
Nontaxable exchanges 95		Losses of trust 86	U.S. Treasury bills, notes, and bonds 57
Holding period, determination of 98		Receiving income from trust 86, 87	Unclaimed reimbursement 186

Underpayment penalties . . . 34, 39, 41	Valuations (See Fair market value (FMV); Appraisals) 89	Disability income 48	Widow/widower (See Surviving spouse)
IRS computation 41	Value of time or services:	Elective deferrals 46	Winter energy payments 86
Undistributed capital gains 62, 106, 249	No charitable deduction for 152, 154, 155	Employee achievement award 42	Withholding (See also Form W-2) 10, 34-41
Unearned income of child (See Children, <i>subheading</i> ; Investment income of child under age 14)	Vandalism:	Employee compensation 42	Agricultural Act of 1949 payments 37
Unemployment compensation 6, 7	Casualty loss due to 160	Farmworkers 34	Changing amount withheld 35
Credit card insurance paying 86	Vasectomy:	Foreign employer 47	For 2007 35
Mandatory contributions to state funds, deduction of 141	Deductibility as medical expense 136	Form W-2 (See Form W-2)	Checking amount of 35, 222
Private fund, from 84	Vehicles (See Cars)	Fringe benefits 43	Claim for refund 6
Repayment of benefits 84	Veterans Affairs (VA):	Garnisheed 11	Commodity credit loans 37
Reporting on Forms 1040, 1040A, or 1040EZ 84	Funding fees, not deductible as interest 148, 149	Government cost-of-living allowances 43	Credit for 34, 40
Supplemental benefits 84	Veterans' benefits 47	Household workers 34	Cumulative wage method 35
Voluntary benefit fund contributions 195	Educational assistance 88	Income 6, 7	Definition 34
Withholding 37, 84	Tuition deduction, effect on 130	Foreign 42	Determining amount to withhold 34, 35
Unemployment tax:	Retroactive determination 48	Long-term care coverage 43	Disaster Assistance Act of 1988 payments 37
State employment taxes 213	Veterans' insurance:	Military retirees 34, 47	Dividend income 60
Uniform Settlement Statement (Form HUD-1):	Dividends on 63	Military service 47	Employers, rules for 35
Points shown on 146	Veterans' organizations:	Miscellaneous compensation 42	Exemption from 36
Uniformed services 102	Charitable contributions to 151, 152	Note for services 43	Federal income taxes, not deductible 143
Uniforms 190	30% limit 157	Outplacement services 43	Fiscal years 41
Charitable organization requiring, deduction for cost and upkeep of 154	Viatical settlements 81, 82	Religious orders 46	Form W-4: Provided by employer 35
Unions (See Labor unions)	Victims of terrorism (See Terrorist attacks)	Restricted property 46	General rules 34
Assessments 190	Virgin Islands:	Dividends on restricted stock 46	Highest rate, employer must withhold at if no W-4 35
Dues 190	Income from 6	Retirement plan contributions by employer 46	Incorrect form 40
United States (See <i>headings</i> starting with "Federal" or "U.S.")	VISTA volunteers 47	Severance pay 43	IRA distributions 119
United Way (See Charitable contributions)	Vitamins:	Sick pay 43, 49	New job 35
Universities (See Colleges and universities)	Not deductible as medical expense 136	Social security and Medicare taxes paid by employer 43	Penalties 34, 36, 37
Unlawful discrimination suits:	Volunteer firefighters:	Stock appreciation rights . . . 43	Pensions and annuities 12, 37, 70, 73
Deduction for costs 86	Charitable contributions to 152	Stock options 46	Railroad retirement benefits 37, 77
Unmarried persons (See Single taxpayers)	IRAs 115	Supplemental 36	Repaying withheld tax 35
Unrecaptured Section 1250 gain 97, 107	Volunteer work 47, 210	Volunteer work 47	Rollovers 73
Unstated interest 89, 95	Deductibility of contributions (Table 24-2) 154	Withholding (See Withholding)	Salaries and wages 34
Unused sick leave:	Out-of-pocket expenses, deductible when serving for qualified organization 152, 154		Separate returns 41
Cash payments for 136	Tax counseling (Volunteer Income Tax Assistance program) 9, 47	War veterans' organizations (See Veterans' organizations)	Sick pay 36
Use of home in business 190	Value of income lost by, not deductible 155	War zone (See Combat zone)	Social security benefits 37, 77
Used clothing and household goods:	Vouchers for payment of tax 39, 40	Wash sales 94, 96, 99	State and local income taxes, deduction for 140
Charitable deduction for fair market value 156	W	Washington State Supplemental Workmen's Compensation Fund 141	Supplemental wages 36
Usurious interest 53	W-2 form (See Form W-2; Form W-2)	Welfare benefits 29, 84	Tips (See Tip income)
Utilities:	Wages and salaries (See also Form W-2) 10, 42-49, 46	West Virginia Unemployment Compensation Fund 141	Unemployment compensation 37, 84
Charges for installing included in property basis 89	Accident and health insurance 43	What's new 1	Work clothes 190
Emergency energy programs, charitable contributions to 152	Accrued leave payment 43	Adoption benefits 1	Work-related education . . . 184
Energy conservation subsidies 86, 88	Adoption, employer assistance 44	Alternative technology vehicle credit 1	Business deduction: Qualified expenses 186-187
Late payment charges, not deductible 149	Advance commissions 42	Earned Income Credit 1	Reimbursements 187
Rebates 88	Allowances and reimbursements 36, 42	Educator expenses 127	Tax benefit of 184
V	Archer MSA contributions 44	Elective deferral amounts . . . 1	Education required by employer or by law 184
Vacation homes:	Awards and prizes 42	Exemption amount 1	Education that qualifies for new trade or business 186
Determining if used as home 66	Baby-sitting 42	Hope credit 1, 225	Education to maintain or improve skills 184
Points 146	Back pay awards 42	Individual retirement arrangements (IRAs) 1	Education to meet minimum requirements 185
Rental expenses 66, 68	Bonuses 42	Lifetime learning credit 1, 225	Indefinite absence from work 185
	Child care providers 42	Limit on itemized deduction 1	Meal expenses 187
	Children's earnings 6	Medical and dental expenses: Standard mileage 1	Qualifying education (Figure 27-A) 185
	Clergy 46	Moving expenses: Standard mileage 1	Recordkeeping requirements 188
	<i>De minimis</i> benefits 44	Social security and Medicare taxes 1	Reimbursement for 187
		Standard deduction 1	Teachers 185, 186
		Standard mileage rates 1	
		Tax computation worksheet 2	
		Tax credits for energy efficiency 1	
		Wheelchairs:	
		As medical expense 136	

Work-related education (Cont.)	Excess withholding credit	248	Simplified Method computation of taxable annuity	71	Write-offs (See Cancellation of debt)	
Temporary absence from work	184	Head of household status and cost of keeping up home	22	Social security or railroad retirement benefits, to figure taxability	76, 77	<hr/> <hr/>
Travel expenses for	187	Individual retirement arrangements (IRAs), modified AGI computation (Worksheet 17-1)	116	Student loan interest deduction	129	Y
Unclaimed reimbursement	186	Pensions or annuities, joint returns	72	Support test	32	Yard-care workers (See Domestic help)
Workers' compensation	49	Roth IRA modified adjusted gross income (MAGI), computation (Worksheet 17-2)	122	Withholding (Form W-4)	35	Youth groups:
Mandatory contributions to state funds, deduction of	141			World Trade Center attacks (See Terrorist attacks)		Troop leader's travel expenses
Return to work	49			Worthless securities	94	154
Worksheets:				Wristwatch	195	<hr/> <hr/>
Capital loss carryover	106					
Casualty and theft losses	160					

Where To File

Note. Use this table only if you are an individual taxpayer filing your own return.

IF you live in...	THEN send your return to...	AND use the zip code below according to the form you are filing and whether you are enclosing payment					
		Form 1040		Form 1040A		Form 1040EZ	
		No payment enclosed	Payment enclosed	No payment enclosed	Payment enclosed	No payment enclosed	Payment enclosed
Alabama, Delaware, Florida, Georgia, North Carolina, Rhode Island, South Carolina, Virginia	Internal Revenue Service Center Atlanta, GA	39901-0002	39901-0102	39901-0015	39901-0115	39901-0014	39901-0114
Alaska, Arizona, California, Hawaii, Idaho, Montana, Nevada, Oregon, Washington, Colorado, Nebraska, New Mexico, South Dakota, Utah, Wyoming	Internal Revenue Service Center Fresno, CA	93888-0002	93888-0102	93888-0015	93888-0115	93888-0014	93888-0114
Arkansas, Kansas, Kentucky, Louisiana, Mississippi, Oklahoma, Tennessee, Texas, West Virginia	Internal Revenue Service Center Austin, TX	73301-0002	73301-0102	73301-0015	73301-0115	73301-0014	73301-0114
New Jersey, Pennsylvania	Internal Revenue Service Center Philadelphia, PA	19255-0002	19255-0102	19255-0015	19255-0115	19255-0014	19255-0114
Connecticut, Illinois, Indiana, Iowa, Michigan, Minnesota, Missouri, Ohio, North Dakota, Wisconsin	Internal Revenue Service Center Kansas City, MO	64999-0002	64999-0102	64999-0015	64999-0115	64999-0014	64999-0114
District of Columbia, Maine, Maryland, Massachusetts, New Hampshire, New York, Vermont	Internal Revenue Service Center Andover, MA	05501-0002	05501-0102	05501-0015	05501-0115	05501-0014	05501-0114
American Samoa, nonpermanent residents of Guam* or the Virgin Islands**, Puerto Rico (or if excluding income under Internal Revenue Code section 933), dual status aliens, non-resident aliens, and anyone filing Form 4563	Internal Revenue Service Center Philadelphia, PA , USA	19255-0215	19255-0215				
All APO and FPO addresses, U.S. citizens or tax residents in a foreign country, and anyone filing Form 2555 or 2555EZ	Internal Revenue Service Center Austin, TX, USA	73301-0215	73301-0102				
<p>* Permanent residents of Guam should use: Department of Revenue and Taxation Government of Guam, P.O. Box 23607 GMF, GU 96921</p> <p>**Permanent residents of the Virgin Islands should use: V.I. Bureau of Internal Revenue 9601 Estate Thomas Charlotte Amalie, St. Thomas VI 00802</p>							

Tax Publications for Individual Taxpayers

See *How To Get Tax Help* for a variety of ways to get publications, including by computer, phone, and mail.

General Guides

- 1 Your Rights as a Taxpayer
- 17 Your Federal Income Tax (For Individuals)
- 334 Tax Guide for Small Business (For Individuals Who Use Schedule C or C-EZ)
- 509 Tax Calendars for 2006
- 553 Highlights of 2005 Tax Changes
- 910 IRS Guide to Free Tax Services

Specialized Publications

- 3 Armed Forces' Tax Guide
- 54 Tax Guide for U.S. Citizens and Residents Aliens Abroad
- 225 Farmer's Tax Guide
- 463 Travel, Entertainment, Gift, and Car Expenses
- 501 Exemptions, Standard Deduction, and Filing Information
- 502 Medical and Dental Expenses (Including the Health Coverage Tax Credit)
- 503 Child and Dependent Care Expenses
- 504 Divorced or Separated Individuals
- 505 Tax Withholding and Estimated Tax
- 514 Foreign Tax Credit for Individuals
- 516 U.S. Government Civilian Employees Stationed Abroad
- 517 Social Security and Other Information for Members of the Clergy and Religious Workers
- 519 U.S. Tax Guide for Aliens
- 521 Moving Expenses
- 523 Selling Your Home
- 524 Credit for the Elderly or the Disabled
- 525 Taxable and Nontaxable Income
- 526 Charitable Contributions
- 527 Residential Rental Property
- 529 Miscellaneous Deductions
- 530 Tax Information for First-Time Homeowners

- 531 Reporting Tip Income
- 536 Net Operating Losses (NOLs) for Individuals, Estates, and Trusts
- 537 Installment Sales
- 541 Partnerships
- 544 Sales and Other Dispositions of Assets
- 547 Casualties, Disasters, and Thefts
- 550 Investment Income and Expenses
- 551 Basis of Assets
- 552 Recordkeeping for Individuals
- 554 Older Americans' Tax Guide
- 555 Community Property
- 556 Examination of Returns, Appeal Rights, and Claims for Refund
- 559 Survivors, Executors, and Administrators
- 561 Determining the Value of Donated Property
- 564 Mutual Fund Distributions
- 570 Tax Guide for Individuals With Income From U.S. Possessions
- 571 Tax-Sheltered Annuity Plans (403(b) Plans)
- 575 Pension and Annuity Income
- 584 Casualty, Disaster, and Theft Loss Workbook (Personal-Use Property)
- 587 Business Use of Your Home (Including Use by Daycare Providers)
- 590 Individual Retirement Arrangements (IRAs)
- 593 Tax Highlights for U.S. Citizens and Residents Going Abroad
- 594 What You Should Know About the IRS Collection Process
- 596 Earned Income Credit (EIC)
- 721 Tax Guide to U.S. Civil Service Retirement Benefits
- 901 U.S. Tax Treaties
- 907 Tax Highlights for Persons with Disabilities

- 908 Bankruptcy Tax Guide
- 915 Social Security and Equivalent Railroad Retirement Benefits
- 919 How Do I Adjust My Tax Withholding?
- 925 Passive Activity and At-Risk Rules
- 926 Household Employer's Tax Guide
- 929 Tax Rules for Children and Dependents
- 936 Home Mortgage Interest Deduction
- 946 How To Depreciate Property
- 947 Practice Before the IRS and Power of Attorney
- 950 Introduction to Estate and Gift Taxes
- 967 The IRS Will Figure Your Tax
- 969 Health Savings Accounts and Other Tax-Favored Health Plans
- 970 Tax Benefits for Education
- 971 Innocent Spouse Relief
- 972 Child Tax Credit
- 1542 Per Diem Rates
- 1544 Reporting Cash Payments of Over \$10,000 (Received in a Trade or Business)
- 1546 The Taxpayer Advocate Service—How to Get Help With Unresolved Problems

Spanish Language Publications

- 1SP Derechos del Contribuyente
- 579SP Cómo Preparar la Declaración de Impuesto Federal
- 594SP Que es lo que Debemos Saber sobre el Proceso de Cobro del IRS
- 596SP Crédito por Ingreso del Trabajo
- 850 English-Spanish Glossary of Words and Phrases Used in Publications Issued by the Internal Revenue Service
- 1544SP Informe de Pagos en Efectivo en Exceso de \$10,000 (Recibidos en una Ocupación o Negocio)

Commonly Used Tax Forms

See *How To Get Tax Help* for a variety of ways to get forms, including by computer, phone, and mail.

Form Number and Title

- 1040 U.S. Individual Income Tax Return
 - Sch A&B Itemized Deductions & Interest and Ordinary Dividends
 - Sch C Profit or Loss From Business
 - Sch C-EZ Net Profit From Business
 - Sch D Capital Gains and Losses
 - Sch D-1 Continuation Sheet for Schedule D
 - Sch E Supplemental Income and Loss
 - Sch EIC Earned Income Credit
 - Sch F Profit or Loss From Farming
 - Sch H Household Employment Taxes
 - Sch J Income Averaging for Farmers and Fishermen
 - Sch R Credit for the Elderly or the Disabled
 - Sch SE Self-Employment Tax
- 1040A U.S. Individual Income Tax Return
 - Sch 1 Interest and Ordinary Dividends for Form 1040A Filers
 - Sch 2 Child and Dependent Care Expenses for Form 1040A Filers
 - Sch 3 Credit for the Elderly or the Disabled for Form 1040A Filers
- 1040EZ Income Tax Return for Single and Joint Filers With No Dependents
- 1040-ES Estimated Tax for Individuals
- 1040X Amended U.S. Individual Income Tax Return

Form Number and Title

- 2106 Employee Business Expenses
- 2106-EZ Unreimbursed Employee Business Expenses
- 2210 Underpayment of Estimated Tax by Individuals, Estates, and Trusts
- 2441 Child and Dependent Care Expenses
- 2848 Power of Attorney and Declaration of Representative
- 3903 Moving Expenses
- 4562 Depreciation and Amortization
- 4868 Application for Automatic Extension of Time To File U.S. Individual Income Tax Return
- 4952 Investment Interest Expense Deduction
- 5329 Additional Taxes on Qualified Plans (Including IRAs) and Other Tax-Favored Accounts
- 6251 Alternative Minimum Tax—Individuals
- 8283 Noncash Charitable Contributions
- 8582 Passive Activity Loss Limitations
- 8606 Nondeductible IRAs
- 8812 Additional Child Tax Credit
- 8822 Change of Address
- 8829 Expenses for Business Use of Your Home
- 8863 Education Credits
- 9465 Installment Agreement Request

Order Blank for Forms and Publications

The most frequently ordered forms and publications are listed on the order blank below. We will mail you two copies of each form and one copy of each publication you order. To help reduce waste, please order only the items you need to prepare your return.



For faster ways of getting the items you need, such as by Internet, see How to Get Tax Help.

How To Use the Order Blank

Circle the items you need on the order blank below. Use the blank spaces to order items not listed. If you need more space, attach a separate sheet of paper.

Print or type your name and address accurately in the space provided below. An

accurate address will ensure delivery of your order. Cut the order blank on the dotted line. Enclose the order blank in your own envelope and send it to the IRS address shown on this page. You should receive your order within 10 days after we receive your request.

Do not send your tax return to the address listed on this page. Instead, see the back cover.

Mail Your Order Blank To:

Internal Revenue Service
National Distribution Center
P.O. Box 8903
Bloomington, IL 61702-8903

Order Blank

Fill in your name and address.

▲ Cut here ▲

Name _____

Postal mailing address _____ Apt./Suite/Room _____

City _____ State _____ ZIP code _____

Foreign country _____ International postal code _____

Daytime phone number () _____

You can download all these items from the Internet at www.irs.gov or place an electronic order for them. The items in bold can be picked up at many IRS offices, post offices, and libraries.

Circle the forms and publications you need. The instructions for any form you order will be included.

1040	Schedule F (1040)	Schedule 3 (1040A)	4506	8822	Pub. 501	Pub. 550	Pub. 972
Schedules A&B (1040)	Schedule H (1040)	1040EZ	4562	8829	Pub. 502	Pub. 554	
Schedule C (1040)	Schedule J (1040)	1040-ES (2005)	4868	8863	Pub. 505	Pub. 575	
Schedule C-EZ (1040)	Schedule R (1040)	1040-V	6251	9465	Pub. 523	Pub. 590	
Schedule D (1040)	Schedule SE (1040)	1040X	8283	Pub. 1	Pub. 525	Pub. 596	
Schedule D-1 (1040)	1040A	2106	8582	Pub. 17	Pub. 527	Pub. 910	
Schedule E (1040)	Schedule 1 (1040A)	2106-EZ	8606	Pub. 334	Pub. 529	Pub. 926	
Schedule EIC (1040A or 1040)	Schedule 2 (1040A)	2441	8812	Pub. 463	Pub. 535	Pub. 970	