




Department  
of the  
Treasury

Internal  
Revenue  
Service

**Publication 517**  
Cat. No. 15021X

# Social Security and Other Information for Members of the Clergy and Religious Workers

For use in preparing  
**2006** Returns



Get forms and other information  
faster and easier by:

Internet • [www.irs.gov](http://www.irs.gov)

## Contents

What's New . . . . .	1
Reminder . . . . .	1
Introduction . . . . .	2
Social Security Coverage . . . . .	3
Exemption From Self-Employment (SE) Tax . . . . .	4
Qualified Services . . . . .	6
Self-Employment Tax: Figuring Net Earnings . . . . .	6
Income Tax: Income and Expenses . . . . .	8
Filing Your Return . . . . .	10
Retirement Savings Arrangements . . . . .	10
Earned Income Credit . . . . .	11
Comprehensive Example . . . . .	11
Worksheets . . . . .	23
How To Get Tax Help . . . . .	26
Index . . . . .	27

## What's New

**Increased contribution limits for traditional and Roth IRAs.** If you were age 50 or older by the end of 2006, you may be able to contribute up to \$5,000 to your traditional and Roth IRAs. This is an increase of \$500 from 2005.

**Traditional IRA deduction expanded for married filing jointly and qualifying widow(er).** For 2006, you may be able to take a deduction for traditional IRA contributions if you were covered by a retirement plan at work and your modified adjusted gross income (AGI) is less than \$85,000. This is up from \$80,000 in 2005.

**Qualified Roth contribution programs.** For tax years beginning after 2005, 401(k) and 403(b) plans can create a qualified Roth contribution program so that participants may elect to have part or all of their elective deferrals to the plan designated as after-tax Roth contributions.

**Increased earnings subject to social security.** For 2006, the maximum wages and self-employment income subject to social security tax (6.2%) is increased to \$94,200. All wages and self-employment income are subject to Medicare tax (1.45%).

## Reminder

**Photographs of missing children.** The Internal Revenue Service is a proud partner with the National Center for Missing and Exploited Children. Photographs of missing children selected by the Center may appear in this publication on pages that would otherwise be blank. You can

help bring these children home by looking at the photographs and calling 1-800-THE-LOST (1-800-843-5678) if you recognize a child.

## Introduction

Social security and Medicare taxes are collected under two systems. Under the Self-Employment Contributions Act (SECA), the self-employed person pays all the taxes. Under the Federal Insurance Contributions Act (FICA), the employee and the employer each pay half of the taxes. No earnings are subject to both systems.

This publication covers the following topics about the collection of social security and Medicare taxes from members of the clergy and religious workers.

- Which earnings are taxed under FICA and which under SECA. (See Table 1 to determine whether FICA or SECA applies.)
- How a member of the clergy (minister, member of a religious order, or Christian Science practitioner) can apply for an exemption from self-employment tax.
- How to figure net earnings from self-employment.

This publication also covers certain income tax rules of interest to the clergy.

A comprehensive example shows filled-in forms for a minister who has income taxed under SECA, other income taxed under FICA, and income tax reporting of items specific to the clergy.



In the back of Publication 517 is a set of worksheets that you can use to figure the amount of your taxable ministerial income and allowable deductions. You will find these worksheets right after the *Comprehensive Example*.

**Note.** In this publication, the term “church” is generally used in its generic sense and not in reference to any particular religion.

**Comments and suggestions.** We welcome your comments about this publication and your suggestions for future editions.

You can write to us at the following address:

Internal Revenue Service  
Individual Forms and Publications Branch  
SE:W:CAR:MP:T:I  
1111 Constitution Ave. NW, IR-6406  
Washington, DC 20224

We respond to many letters by telephone. Therefore, it would be helpful if you would include your daytime phone number, including the area code, in your correspondence.

You can email us at [taxforms@irs.gov](mailto:taxforms@irs.gov). (The asterisk must be included in the address.) Please put “Publications Comment” on the subject line. Although we cannot respond individually to each email, we do appreciate your feedback and will consider your comments as we revise our tax products.

**Ordering forms and publications.** Visit [www.irs.gov/formspubs](http://www.irs.gov/formspubs) to download forms and publications, call 1-800-829-3676, or write to the

**Table 1. Are You Covered Under FICA or SECA?**

Find your occupation in the left column and read across the table to find if you are covered under FICA or SECA. Do not rely on this table alone. Also read the discussion for your occupation in the following pages.

Occupation	Covered under FICA?	Covered under SECA?
Minister	NO. You are exempt.*	YES, if you do not have an approved exemption from the IRS.  NO, if you have an approved exemption.*
Member of a religious order who has not taken a vow of poverty	NO. You are exempt.*	YES, if you do not have an approved exemption from the IRS.  NO, if you have an approved exemption.*
Member of a religious order who has taken a vow of poverty	YES, if: <ul style="list-style-type: none"> <li>• Your order elected FICA coverage for its members, or</li> <li>• You worked outside the order and the work was not required by, or done on behalf of, the order.</li> </ul> NO, if neither of the above applies.*	NO. You are exempt.*
Christian Science practitioner or reader	NO. You are exempt.*	YES, if you do not have an approved exemption from the IRS.  NO, if you have an approved exemption.*
Religious worker (church employee)	YES, if your employer did not elect to exclude you.  NO, if your employer elected to exclude you.	YES, if your employer elected to exclude you from FICA.  NO, if you are covered under FICA.
Member of a recognized religious sect	YES, if you are an employee and do not have an approved exemption from the IRS.  NO, if you have an approved exemption.	YES, if you are self-employed and do not have an approved exemption from the IRS.  NO, if you have an approved exemption.

\* The exemption applies only to qualified services, as defined later under *Qualified Services*.

address below and receive a response within 10 business days after your request is received.

National Distribution Center  
P.O. Box 8903  
Bloomington, IL 61702-8903

**Tax questions.** If you have a tax question, visit [www.irs.gov](http://www.irs.gov) or call 1-800-829-1040. We cannot answer tax questions sent to either of the above addresses.

### Useful Items

You may want to see:

#### Publication

- 54** Tax Guide for U.S. Citizens and Resident Aliens Abroad
- 525** Taxable and Nontaxable Income
- 529** Miscellaneous Deductions

- 535** Business Expenses
- 590** Individual Retirement Arrangements (IRAs)
- 596** Earned Income Credit (EIC)

#### Form (and Instructions)

- SS-8** Determination of Worker Status for Purposes of Federal Employment Taxes and Income Tax Withholding
- SS-16** Certificate of Election of Coverage Under the Federal Insurance Contributions Act
- Schedule SE (Form 1040)** Self-Employment Tax
- 1040-ES** Estimated Tax for Individuals
- 1040X** Amended U.S. Individual Income Tax Return

- **4029** Application for Exemption From Social Security and Medicare Taxes and Waiver of Benefits
- **4361** Application for Exemption From Self-Employment Tax for Use by Ministers, Members of Religious Orders and Christian Science Practitioners
- **8274** Certification by Churches and Qualified Church-Controlled Organizations Electing Exemption From Employer Social Security and Medicare Taxes

**Ordering publications and forms.** See *How To Get Tax Help*, near the end of this publication, for information about getting these publications and forms.

## Social Security Coverage

The services you perform in the exercise of your ministry are covered by social security and Medicare under SECA. Your earnings for these services are subject to self-employment tax (SE tax) unless one of the following applies.

- You are a member of a religious order who has taken a vow of poverty.
- You ask the Internal Revenue Service (IRS) for an exemption from SE tax for your services and the IRS approves your request. See *Exemption From Self-Employment (SE) Tax*, later.
- You are subject only to the social security laws of a foreign country under the provisions of a social security agreement between the United States and that country. For more information, see *Binational Social Security (Totalization) Agreements* in Publication 54.

Your earnings that are not from the exercise of your ministry may be subject to social security tax under FICA or SECA according to the rules that apply to taxpayers in general. See *Qualified Services*, later.

## Ministers

If you are a minister of a church, your earnings for the services you perform in your capacity as a minister are subject to SE tax unless you have requested and received an exemption. See *Exemption From Self-Employment (SE) Tax*, later. These earnings are subject to SE tax whether you are an employee of your church or a self-employed person under the common law rules. For the specific services covered, see *Qualified Services*, later.

## Ministers Defined

Ministers are individuals who are duly ordained, commissioned, or licensed by a religious body constituting a church or church denomination. They are given the authority to conduct religious worship, perform sacerdotal functions, and administer ordinances or sacraments according to

the prescribed tenets and practices of that church or denomination.

If a church or denomination ordains some ministers and licenses or commissions others, anyone licensed or commissioned must be able to perform substantially all the religious functions of an ordained minister to be treated as a minister for social security purposes.

## Employment Status for Other Tax Purposes

Even though, for social security tax purposes, you are considered a self-employed individual in performing your ministerial services, you may be considered an employee for income tax or retirement plan purposes. For income tax or retirement plan purposes, some of your income may be considered self-employment income and other income may be considered wages.

**Common-law employee.** Depending on all the facts and circumstances, under common law rules you are considered either an employee or a self-employed person. Generally, you are an employee if your employer has the legal right to control both what you do and how you do it, even if you have considerable discretion and freedom of action. For more information about the common-law rules, see Publication 15-A, Employer's Supplemental Tax Guide.

If you are employed by a congregation for a salary, you are generally a common-law employee and income from the exercise of your ministry is considered wages for income tax purposes. However, amounts received directly from members of the congregation, such as fees for performing marriages, baptisms, or other personal services, are considered self-employment income.

**Example.** A church hires and pays you a salary to perform ministerial services subject to its control. Under the common-law rules, you are an employee of the church while performing those services.

**Form SS-8.** If you are not certain whether you are an employee or a self-employed person, you can get a determination from the IRS by filing Form SS-8.

## Members of Religious Orders

If you are a member of a religious order who has not taken a vow of poverty, your earnings for qualified services you performed as a member of the order are subject to SE tax. See *Qualified Services*, later. This does not apply if you have requested and received an exemption as discussed under *Exemption From Self-Employment (SE) Tax*, later.

**Vow of poverty.** If you are a member of a religious order who has taken a vow of poverty, you are exempt from paying SE tax on your earnings for qualified services (defined later) you perform as an agent of your church or its agencies. For income tax purposes, the earnings are tax free to you. Your earnings are considered the income of the religious order.

**Services covered under FICA at the election of the order.** Even if you have taken a vow of poverty, the services you perform for your

church or its agencies may be covered under social security. Your services are covered if your order, or an autonomous subdivision of the order, elects social security coverage for its current and future vow-of-poverty members.

The order or subdivision elects coverage by filing Form SS-16. It can elect coverage for certain vow-of-poverty members for a retroactive period of up to 20 calendar quarters before the quarter in which it files the certificate. If the election is made, the order or subdivision pays both the employer's and employee's share of the tax. You do not pay.

**Services performed outside the order.** Even if you are a member of a religious order who has taken a vow of poverty and are required to turn over to the order amounts you earn, your earnings are subject to federal income tax withholding and employment (FICA) tax if you:

- Work for an organization outside your religious community, and
- Perform work that is not required by, or done on behalf of, the order.

In this case, you are considered an employee of that outside organization. You may, however, be able to take a charitable deduction for the amount you turn over to the order. See Publication 526, Charitable Contributions.

**Lay employees.** Lay employees generally are covered by social security. However, see *Election by Church To Exclude Their Employees From FICA Coverage*, later, under *Religious Workers (Church Employees)*.

**Rulings.** Organizations and individuals may request rulings from the IRS on whether they are religious orders, or members of a religious order, respectively, for FICA tax, SE tax, and federal income tax withholding purposes. To request a ruling, follow the procedures in Revenue Procedure 2007-1, which is published in Internal Revenue Bulletin 2007-1.

You can read this Revenue Procedure at most IRS offices or at [www.irs.gov/pub/irs-irbs/irb07-01.pdf](http://www.irs.gov/pub/irs-irbs/irb07-01.pdf).

To subscribe to the Bulletin, you can order it on the Internet at <http://bookstore.gpo.gov/collections/subscriptions/index.jsp>. You also can write to:

Superintendent of Documents  
P.O. Box 371954  
Pittsburgh, PA 15250-7954.

## Christian Science Practitioners and Readers

Your earnings from services you performed in your profession as a Christian Science practitioner or reader are generally subject to SE tax. However, you can request an exemption as discussed under *Exemption From Self-Employment (SE) Tax*, later.

**Practitioners.** Christian Science practitioners are members in good standing of the Mother Church, The First Church of Christ, Scientist, in Boston, Massachusetts, who practice healing according to the teachings of Christian Science. Christian Science practitioners are specifically exempted from licensing by state laws.



Some Christian Science practitioners also are Christian Science teachers or lecturers. Income from teaching or lecturing is considered the same as income from their work as practitioners.

**Readers.** Christian Science readers are considered the same as ordained, commissioned, or licensed ministers.

## Religious Workers (Church Employees)

If you are a religious worker (a church employee) and are not in one of the classes already discussed, your wages are generally subject to social security and Medicare tax (FICA) and not to SE tax. Some exceptions are discussed next.

## Election by Church To Exclude Their Employees From FICA Coverage

Churches and qualified church-controlled organizations (church organizations) that are opposed for religious reasons to the payment of social security and Medicare taxes can elect to exclude their employees from FICA coverage. If you are an employee of a church or church organization that makes this election and pays you \$108.28 or more in wages, you must pay SE tax on those wages.

Churches and church organizations make this election by filing two copies of Form 8274. For more information about making this election, see Form 8274.

## Election by Church Employees Who Are Opposed to Social Security and Medicare

You may be able to choose to be exempt from social security and Medicare taxes, including the SE tax, if you work for a church (or church-controlled nonprofit division) that does not pay the employer's part of the social security tax on wages. You can make the choice if you are a member of a religious sect or division opposed to social security and Medicare. This exemption does not apply to your service, if any, as a minister of a church or as a member of a religious order.

You can make this choice by filing Form 4029. See *Requesting exemption—Form 4029*, later, under *Members of Recognized Religious Sects*.

## U.S. Citizens and Resident and Nonresident Aliens

To be covered under the SE tax provisions (SECA), individuals generally must be citizens or resident aliens of the United States. Nonresident aliens are not covered under SECA.

To determine your alien status, see Publication 519, U.S. Tax Guide for Aliens.

**Residents of Puerto Rico, the U.S. Virgin Islands, Guam, the CNMI, and American Samoa.** If you are a resident of one of these U.S. possessions and not a U.S. citizen, for SE tax purposes you are treated the same as a citizen

or resident alien of the United States. For information on figuring the tax, see *Self-Employment Tax: Figuring Net Earnings*, later.

## Exemption From Self-Employment (SE) Tax

You can request an exemption from SE tax if you are one of the following.

- A minister.
- A member of a religious order who has not taken a vow of poverty.
- A Christian Science practitioner.
- A member of a recognized religious sect.

**TIP** *Members of religious orders who have taken a vow of poverty are exempt from paying SE tax, as discussed earlier under Members of Religious Orders. They do not have to request the exemption.*

**Who cannot be exempt.** You cannot be exempt from SE tax if you made one of the following elections to be covered under social security. These elections are irrevocable.

- You elected to be covered under social security by filing Form 2031, Revocation of Exemption From Self-Employment Tax for Use by Ministers, Members of Religious Orders, and Christian Science Practitioners, for your 1986, 1987, 2000, or 2001 tax year.
- You elected before 1968 to be covered under social security for your ministerial services.

**Requesting exemption.** Table 2 briefly summarizes the procedure for requesting exemption from the SE tax. More detailed explanations follow.

Table 2. **The Self-Employment Tax Exemption Application and Approval Process**

	Who Can Apply	
	Ministers, Members of Religious Orders, and Christian Science Practitioners	Members of Recognized Religious Sects
<b>How</b>	File Form 4361	File Form 4029
<b>When</b>	File by the due date (including extensions) of your income tax return for the second tax year in which you had at least \$400 of net earnings from self-employment (at least part from qualified services)	File anytime
<b>Approval</b>	If approved, you will receive an approved copy of Form 4361	If approved, you will receive an approved copy of Form 4029
<b>Effective Date</b>	For all tax years after 1967 in which you have at least \$400 of net earnings from self-employment	First day of first quarter after the quarter in which Form 4029 was filed



*If you are a minister, member of a religious order, or Christian Science practitioner, an approved exemption only applies to earnings you receive for qualified services, discussed later. It does not apply to any other self-employment income.*

## Ministers, Members of Religious Orders, and Christian Science Practitioners

To claim the exemption from SE tax, you must meet all of the following conditions.

- You file Form 4361, described later under *Requesting exemption—Form 4361*.
- You are conscientiously opposed to public insurance because of your individual religious considerations (not because of your general conscience), or you are opposed because of the principles of your religious denomination.
- You file for other than economic reasons.
- You inform the ordaining, commissioning, or licensing body of your church or order that you are opposed to public insurance if you are a minister or a member of a religious order (other than a vow-of-poverty member). This requirement does not apply to Christian Science practitioners.
- You establish that the organization that ordained, commissioned, or licensed you, or your religious order, is a tax-exempt religious organization.
- You establish that the organization is a church or a convention or association of churches.
- You did not make an election discussed earlier under *Who cannot be exempt*.
- You sign and return the statement the IRS mails to you to certify that you are requesting an exemption based on the grounds listed on the statement.

**Requesting exemption—Form 4361.** To request exemption from SE tax, file Form 4361 in triplicate (original and two copies) with the IRS.



The IRS will return to you a copy of the Form 4361 that you filed indicating whether your exemption has been approved. If it is approved, keep the approved copy in your permanent records.

**When to file.** File Form 4361 by the date your income tax return is due, including extensions, for the second tax year in which you have net earnings from self-employment of at least \$400. This rule applies if any part of your net earnings for each of the 2 years came from your services as a:

- Minister,
- Member of a religious order, or
- Christian Science practitioner.

The 2 years do not have to be consecutive tax years.



*The approval process can take some time, so you should file Form 4361 as soon as possible.*

**Example 1.** Rev. Lawrence Jaeger, a clergyman ordained in 2006, has net earnings of \$450 in 2006 and \$500 in 2007. He must file his application for exemption by the due date, including extensions, for his 2007 income tax return. However, if Rev. Jaeger does not receive IRS approval for an exemption by April 15, 2008, his SE tax for 2007 is due by that date.

**Example 2.** Rev. Louise Wolfe has \$300 in net earnings as a minister in 2006, but earned more than \$400 in both 2005 and 2007. She must file her application for exemption by the due date, including extensions, for her 2007 income tax return. However, if she does not receive IRS approval for an exemption by April 15, 2008, her SE tax for 2007 is due by that date.

**Example 3.** In 2004, Rev. David Moss was ordained a minister and had \$700 in net earnings as a minister. In 2005, he received \$1,000 as a minister, but his related expenses were over \$1,000. Therefore, he had no net earnings as a minister in 2005. Also in 2005, he opened a book store and had \$8,000 in net self-employment earnings from the store. In 2006, he had net earnings of \$1,500 as a minister and \$10,000 net self-employment earnings from the store.

Rev. Moss had net earnings from self-employment in 2004 and 2006 that were \$400 or more each year, and part of the earnings in each of those years was for his services as a minister, so he must file his application for exemption by the due date, including extensions, for his 2006 income tax return.

**Death of individual.** The right to file an application for exemption ends with an individual's death. A surviving spouse, executor, or administrator cannot file an exemption application for a deceased clergy member.

**Effective date of exemption.** An approved exemption is effective for all tax years after 1967 in which you have \$400 or more of net earnings

from self-employment and any part of the earnings is for services as a member of the clergy. Once the exemption is approved, it is irrevocable.

**Example.** Rev. Trudy Austin, ordained in 2003, had \$400 or more in net earnings as a minister in both 2003 and 2006. She files an application for exemption on February 19, 2007. If an exemption is granted, it is effective for 2003 and the following years.

**Refunds of SE tax.** If, after receiving an approved Form 4361, you find that you overpaid SE tax, you can file a claim for refund on Form 1040X before the period of limitations ends. This is generally within 3 years from the date you filed the return or within 2 years from the date you paid the tax, whichever is later. A return you filed, or tax you paid, before the due date is considered to have been filed or paid on the due date.

If you file a claim after the 3-year period but within 2 years from the time you paid the tax, the credit or refund will not be more than the tax you paid within the 2 years immediately before you file the claim.

## Members of Recognized Religious Sects

If you are a member of a recognized religious sect, or a division of a recognized religious sect, you can apply for an exemption from payment of social security and Medicare taxes on both your wages and self-employment income.

**Exception.** If you received social security benefits or payments, or anyone else received these benefits or payments based on your wages or self-employment income, you cannot apply. However, if you pay your benefits back, you may be considered for exemption. Contact your local Social Security office to find out the amount to be paid back.

**Eligibility requirements.** To claim this exemption from SE tax, all the following requirements must be met.

1. You must file Form 4029, discussed later under *Requesting exemption—Form 4029*.
2. As a follower of the established teachings of the sect or division, you must be conscientiously opposed to accepting benefits of any private or public insurance that makes payments for death, disability, old age, retirement, or medical care, or provides services for medical care.
3. You must waive all rights to receive any social security payment or benefit and agree that no benefits or payments will be made to anyone else based on your wages and self-employment income.
4. The Commissioner of Social Security must determine that:
  - a. Your sect or division has the established teachings as in (2) above,
  - b. It is the practice, and has been for a substantial period of time, for members of the sect or division to provide for their

dependent members in a manner that is reasonable in view of the members' general level of living, and

- c. The sect or division has existed at all times since December 31, 1950.

**Requesting exemption—Form 4029.** To request the exemption, file Form 4029 in triplicate with the Social Security Administration at the address shown on the form. The sect or division must complete part of the form.



The IRS will return to you a copy of the Form 4029 that you filed indicating whether your exemption has been approved. If it is approved, keep the approved copy in your permanent records.

**When to file.** You can file Form 4029 at any time.

If you have an approved exemption from SE tax and for some reason that approved exemption ended, you must file a new Form 4029 if you subsequently meet the eligibility requirements, discussed earlier. See *Effective date of exemption*, below, for information on when the newly approved exemption would become effective.

If you have a previously approved exemption from SE tax and you change membership to another recognized religious sect, without any change to your eligibility requirements, then you do not need to file a new Form 4029.

**Effective date of exemption.** An approved exemption generally is effective on the first day of the first quarter after the quarter in which Form 4029 is filed. It does not apply to any tax year beginning before you meet the eligibility requirements discussed earlier.

The exemption will end if you fail to meet the eligibility requirements or if the Commissioner of Social Security determines that the sect or division fails to meet them. You must notify the IRS within 60 days if you are no longer a member of the religious group, or if you no longer follow the established teachings of this group. The exemption will end on the date you notify the IRS.

**Refunds of SE tax paid.** To get a refund of any SE tax you paid while the exemption was in effect, file Form 1040X. For information on filing this form, see *Refunds of SE tax* under *Ministers, Members of Religious Orders, and Christian Science Practitioners*, earlier.

## Exemption From FICA Taxes

Generally, under FICA, the employer and the employee each pay half of the social security and Medicare tax. Both the employee and the employer, if they meet the eligibility requirements discussed earlier, can apply to be exempt from their share of FICA taxes on wages paid by the employer to the employee.

A partnership in which each partner holds a religious exemption from social security and Medicare is an employer for this purpose.



*If the employer's application is approved, the exemption will apply only to FICA taxes on wages paid to employees who also received an approval of identical applications.*

**Information for employers.** If you have an approved Form 4029 and you have an employee who has an approved Form 4029, do not report wages you paid to the employee as social security and Medicare wages.

If you have an employee who does not have an approved Form 4029, you must withhold the employee's share of social security and Medicare taxes and pay the employer's share.

**Form W-2.** When preparing a Form W-2 for an employee with an approved Form 4029, write "Form 4029" in the box marked "Other." Do not make any entries in boxes 3, 4, 5, or 6.

**Forms 941, 943, and 944.** If both you and your employee have received approved Forms 4029, do not include these exempt wages on Form 941, Employer's QUARTERLY Federal Tax Return; Form 943, Employer's Annual Federal Tax Return for Agricultural Employees; or Form 944, Employer's ANNUAL Federal Tax Return.

On Form 941, check the box on line 4 and write "Form 4029" in the empty space below the check box.

On Form 943, write "Form 4029" to the left of the wage entry spaces on lines 2 and 4.

On Form 944, check the box on line 3 and write "Form 4029" in the empty space below the check box.

**Effective date.** An approved exemption from FICA becomes effective on the first day of the first calendar quarter after the quarter in which Form 4029 is filed. The exemption will end on the last day of the calendar quarter before the quarter in which the employer, employee, sect, or division fails to meet the requirements.

---

## Qualified Services

Qualified services, in general, are the services you perform in the exercise of your ministry or in the exercise of your duties as required by your religious order. Income you receive for performing qualified services is subject to SE tax unless you have an exemption as explained earlier. If you have an exemption, only the income you receive for performing qualified services is exempt. The exemption does not apply to any other self-employment income.

The following discussions provide more detailed information on qualified services of ministers, members of religious orders, and Christian Science practitioners and readers.

### Ministers

Most services you perform as a minister, priest, rabbi, etc., are qualified services. These services include:

- Performing sacerdotal functions,
- Conducting religious worship, and
- Controlling, conducting, and maintaining religious organizations (including the religious boards, societies, and other integral agencies of such organizations) that are under the authority of a religious body that is a church or denomination.

You are considered to control, conduct, and maintain a religious organization if you direct, manage, or promote the organization's activities.

A religious organization is under the authority of a religious body that is a church or denomination if it is organized for and dedicated to carrying out the principles of a faith according to the requirements governing the creation of institutions of the faith.

**Services for nonreligious organizations.** Your services for a nonreligious organization are qualified services if the services are assigned or designated by your church. Assigned or designated services qualify even if they do not involve performing sacerdotal functions or conducting religious worship.

If your services are not assigned or designated by your church, they are qualified services only if they involve performing sacerdotal functions or conducting religious worship.

**Services that are not part of your ministry.** Income from services that are not qualified services is generally subject to social security and Medicare tax withholding (not self-employment tax) under the rules that apply to workers in general. The following are not qualified services.

- Services you perform for nonreligious organizations other than the services stated earlier.
- Services you perform as a duly ordained, commissioned, or licensed minister of a church as an employee of the United States, the District of Columbia, a foreign government, or any of their political subdivisions. This is true even if you are performing sacerdotal functions or conducting religious worship. (For example, if you perform services as a chaplain in the Armed Forces of the United States, the services are not qualified services.)
- Services you perform in a government-owned and operated hospital. (These services are considered performed by a government employee, not by a minister as part of the ministry.) However, services that you perform at a church-related hospital or health and welfare institution, or a private nonprofit hospital, are considered to be part of the ministry and are considered qualified services.

**Books or articles.** Writing religious books or articles is considered to be in the exercise of your ministry and is considered qualified services.

This rule also applies to members of religious orders and to Christian Science practitioners.

### Members of Religious Orders

Services you perform as a member of a religious order in the exercise of duties required by the order are qualified services. The services are qualified because you perform them as an agent of the order.

For example, if you are directed to perform services for another agency of the supervising

church or an associated institution, you are considered to perform the services as an agent of the order.

However, if you are directed to work outside the order, the employment will not be considered a duty required by the order unless:

- Your services are the kind that are ordinarily performed by members of the order, and
- Your services are part of the duties that must be exercised for, or on behalf of, the religious order as its agent.

**Effect of employee status.** Ordinarily, if your services are not considered directed or required of you by the order, you and the outside party for whom you work are considered employee and employer. In this case, your earnings from the services are taxed under the rules that apply to workers in general, not under the rules for services provided as agent for the order. This is true even if you have taken a vow of poverty.

**Example.** Pat Brown and Chris Green are members of a religious order and have taken vows of poverty. They renounce all claims to their earnings. The earnings belong to the order.

Pat is a licensed attorney. The superiors of the order instructed her to get a job with a law firm. Pat joined a law firm as an employee and, as she requested, the firm made the salary payments directly to the order.

Chris is a secretary. The superiors of the order instructed him to accept a job with the business office of the church that supervises the order. Chris took the job and gave all his earnings to the order.

Pat's services are not duties required by the order. Her earnings are subject to social security and Medicare tax under FICA and to federal income tax.

Chris' services are considered duties required by the order. He is acting as an agent of the order and not as an employee of a third party. He does not include the earnings in gross income, and they are not subject to income tax withholding, social security and Medicare tax, or SE tax.

### Christian Science Practitioners and Readers

The exemption from SE tax, discussed earlier, applies only to the services a Christian Science practitioner or reader performs in the exercise of his or her profession. If you do not have an exemption, amounts you receive for performing these qualified services are subject to SE tax.

---

## Self-Employment Tax: Figuring Net Earnings

There are two methods for figuring your net earnings from self-employment as a minister, member of a religious order, Christian Science practitioner, or church employee.

- Regular method.
- Nonfarm optional method.





You may find Worksheets 1 through 4 helpful in figuring your net earnings from self-employment. Blank worksheets are in the back of this publication, after the Comprehensive Example.

## Regular Method

Most people use the regular method. Under this method, you figure your net earnings from self-employment by totaling your gross income for services you performed as a minister, a member of a religious order who has not taken a vow of poverty, or a Christian Science practitioner. Then, you subtract your allowable business deductions and multiply the difference by 92.35% (.9235). Use Schedule SE (Form 1040) to figure your net earnings and SE tax.

If you are an employee of a church that elected to exclude you from FICA coverage, figure net earnings by multiplying your church wages shown on Form W-2 by 92.35% (.9235). Do not reduce your wages by any business deductions when making this computation. Use Schedule SE (Form 1040), Section B, to figure your net earnings and SE tax.



If you have an approved exemption, and you are automatically exempt, do not include the income or deductions from qualified services in figuring your net earnings from self-employment.

**Amounts included in gross income.** To figure your net earnings from self-employment (on Schedule SE (Form 1040)), include in gross income:

1. Salaries and fees for your qualified services (discussed earlier),
2. Offerings you receive for marriages, baptisms, funerals, masses, etc.,
3. The value of meals and lodging provided to you, your spouse, and your dependents for your employer's convenience,
4. The fair rental value of a parsonage provided to you (including the cost of utilities that are furnished) and the rental allowance (including an amount for payment of utilities) paid to you, and
5. Any amount a church pays toward your income tax or SE tax, other than withholding the amount from your salary. This amount is also subject to income tax.

For the income tax treatment of items (2) and (4), see *Income Tax: Income and Expenses*, later.

**Example.** Pastor Roger Adams receives an annual salary of \$39,000 as a full-time minister. The \$39,000 includes \$5,000 that is designated as a rental allowance to pay utilities. His church owns a parsonage that has a fair rental value of \$12,000 per year. Pastor Adams is given the use of the parsonage. He is not exempt from SE tax. He must include \$51,000 (\$39,000 plus \$12,000) when figuring net earnings from self-employment.

The results would be the same if, instead of the use of the parsonage and receipt of the rental allowance for utilities, Pastor Adams had received an annual salary of \$51,000 of which

\$17,000 (\$5,000 plus \$12,000) per year was designated as a rental allowance.

**Overseas duty.** Your net earnings from self-employment are determined without any foreign earned income exclusion or the foreign housing exclusion or deduction if you are a U.S. citizen or resident alien who is serving abroad and living in a foreign country.

For information on excluding foreign earned income or the foreign housing amount, see Publication 54.

**Example.** Paul Jones was the minister of a U.S. church in Mexico. He earned \$35,000 in that position and was able to exclude it all for income tax purposes under the foreign earned income exclusion. However, Mr. Jones must include \$35,000 when figuring net earnings from self-employment.

**Specified U.S. possessions.** The exclusion from gross income for amounts derived from American Samoa or Puerto Rico does not apply in computing net earnings from self-employment. Also see *Residents of Puerto Rico, the U.S. Virgin Islands, Guam, the CNMI, and American Samoa*, earlier, under *U.S. Citizens and Resident and Nonresident Aliens*.

**Amounts not included in gross income.** Do not include the following amounts in gross income when figuring your net earnings from self-employment.

- Offerings that others made to the church.
- Contributions by your church to a tax-sheltered annuity plan set up for you, including any salary reduction contributions (elective deferrals), that are not included in your gross income.
- Pension payments or retirement allowances you receive for your past qualified services.
- The rental value of a parsonage or a parsonage allowance provided to you after you retire.

**Allowable deductions.** When figuring your net earnings from self-employment, deduct all your nonemployee ministerial expenses. Also, deduct all your allowable unreimbursed trade or business expenses that you incur in performing ministerial services as a common-law employee of the church. Include this net amount on Schedule SE (Form 1040), line 2.

**Nonemployee ministerial expenses.** These are qualified expenses you incurred while not working as a common-law employee of the church. They include expenses incurred in performing marriages and baptisms, and in delivering speeches.

**Reimbursement arrangements.** If you received an advance, allowance, or reimbursement for your expenses, how you report this amount and your expenses depends on whether the reimbursement was paid to you under an accountable plan or a nonaccountable plan. If you are not sure if you are reimbursed from an accountable plan or a nonaccountable plan, ask your employer.

**Accountable plans.** To be an accountable plan, your employer's reimbursement arrangement must include all three of the following rules.

- Your expenses must have a business connection—that is, you must have paid or incurred deductible expenses while performing services as an employee of your employer.
- You must adequately account to your employer for these expenses within a reasonable period of time.
- You must return any excess reimbursement or allowance within a reasonable period of time.

Generally, if your expenses equal your reimbursement, you have no deduction and the reimbursement is not reported on your Form W-2. If your expenses are more than your reimbursement, you can deduct your excess expenses for SE tax and income tax purposes.

**Nonaccountable plan.** A nonaccountable plan is a reimbursement arrangement that does not meet all three of the rules listed under *Accountable plans*. In addition, even if your employer has an accountable plan, the following payments will be treated as being paid under a nonaccountable plan.

- Excess reimbursements you fail to return to your employer.
- Reimbursement of nondeductible expenses related to your employer's business.

Your employer will combine any reimbursement paid to you under a nonaccountable plan with your wages, salary, or other compensation and report the combined total in box 1 of your Form W-2. You can deduct your related expenses (for SE tax and income tax purposes) regardless of whether they are more than, less than, or equal to your reimbursement.

For more information on accountable and nonaccountable plans, see Publication 463, *Travel, Entertainment, Gift, and Car Expenses*.

## Husband and Wife Missionary Team

If a husband and wife are both duly ordained, commissioned, or licensed ministers of a church and have an agreement that each will perform specific services for which they are paid jointly or separately, they must divide the self-employment income according to the agreement.

If the agreement is with one spouse only and the other spouse is not paid for any specific duties, amounts received for their services are included in only the self-employment income of the spouse having the agreement.

## Maximum Earnings Subject to SE Tax

For 2006, the maximum net earnings from self-employment subject to social security (old age, survivors, and disability insurance) tax is \$94,200 minus any wages and tips you earned that were subject to social security tax. The tax

rate for the social security part is 12.4%. In addition, all of your net earnings are subject to the Medicare (hospital insurance) part of the SE tax. This tax rate is 2.9%. The combined self-employment tax rate is 15.3%.

## Nonfarm Optional Method

You may be able to use the nonfarm optional method for figuring your net earnings from self-employment. In general, the nonfarm optional method is intended to permit continued coverage for social security and Medicare purposes when your income for the tax year is low.

You may use the nonfarm optional method if you meet all the following tests.

1. You are self-employed on a regular basis. This means that your actual net earnings from self-employment were \$400 or more in at least 2 of the 3 tax years before the one for which you use this method. The net earnings can be from either farm or nonfarm earnings or both.
2. You have used this method less than 5 years. (There is a 5-year lifetime limit.) The years do not have to be one after another.
3. Your net nonfarm profits were:
  - a. Less than \$1,733, and
  - b. Less than 72.189% of your gross nonfarm income.

If you meet the three tests, use Table 3 to figure your net earnings from self-employment under the nonfarm optional method.

**Table 3. Figuring Nonfarm Net Earnings**

IF your gross nonfarm income is ...	THEN your net earnings are equal to ...
\$2,400 or less	Two-thirds of your gross nonfarm income.
More than \$2,400	\$1,600.

**Actual net earnings.** Multiply your total earnings subject to SE tax by 92.35% (.9235) to get actual net earnings. Actual net earnings are equivalent to net earnings under the “Regular Method.”

**More information.** For more information on the nonfarm optional method, see Publication 334 and the Schedule SE (Form 1040) instructions.

## Income Tax: Income and Expenses

Some income and expense items are treated the same for both income tax and SE tax purposes and some are treated differently.

## Income Items

The tax treatment of offerings and fees, outside earnings, rental allowances, rental value of parsonage, earnings of members of religious orders, and foreign earned income is discussed here.

### Offerings and Fees

If you are a member of the clergy, you must include in your income offerings and fees you receive for marriages, baptisms, funerals, masses, etc., in addition to your salary. If the offering is made to the religious institution, it is not taxable to you.

### Outside Earnings

If you are a member of a religious organization and you give your outside earnings to the organization, you still must include the earnings in your income. However, you may be entitled to a charitable contribution deduction for the amount paid to the organization. For more information see Publication 526.

### Exclusion of Rental Allowance and Fair Rental Value of a Parsonage

Ordained, commissioned, or licensed ministers of the gospel may be able to exclude the rental allowance or fair rental value of a parsonage that is provided to them as pay for their services. Services include:

- Qualified services, discussed earlier,
- Administrative duties and teaching at theological seminaries, and
- The ordinary duties of a minister performed as an employee of the United States (other than as a chaplain in the Armed Forces), a state, possession, political subdivision, or the District of Columbia.

This exclusion applies only for income tax purposes. It does not apply for SE tax purposes, as discussed earlier under *Self-Employment Tax: Figuring Net Earnings*.

**Designation requirement.** The church or organization that employs you must officially designate the payment as a housing allowance before the payment is made. A definite amount must be designated. The amount of the housing allowance cannot be determined at a later date.

If you are employed and paid by a local congregation, a resolution by a national church agency of your denomination does not effectively designate a housing allowance for you. The local congregation must officially designate the part of your salary that is to be a housing allowance. However, a resolution of a national church agency can designate your housing allowance if you are directly employed by the agency. If no part has been officially designated, you must include your total salary in your income.

**Rental allowances.** If you receive in your pay an amount officially designated as a rental allowance (including an amount to pay utility

costs), you can exclude the allowance from your gross income if:

- The amount is used to provide or rent a home, and
- The amount is not more than reasonable pay for your services.

The amount you exclude cannot be more than the fair rental value of the home, including furnishings, plus the cost of utilities.

**Fair rental value of parsonage.** You can exclude from gross income the fair rental value of a house or parsonage, including utilities, furnished to you as part of your earnings. However, the exclusion cannot be more than the reasonable pay for your services. If you pay for the utilities, you can exclude any allowance designated for utility costs, up to your actual cost.

**Example.** Rev. Joanna Baker is a full-time minister. The church allows her to use a parsonage that has an annual fair rental value of \$24,000. The church pays her an annual salary of \$67,000, of which \$7,500 is designated for utility costs. Her actual utility costs during the year were \$7,000.

For income tax purposes, Rev. Baker excludes \$31,000 from gross income (\$24,000 fair rental value of the parsonage plus \$7,000 from the allowance for utility costs). She will report \$60,000 (\$59,500 salary plus \$500 of unused utility allowance). Her income for SE tax purposes, however, is \$91,000 (\$67,000 salary + \$24,000 fair rental value of the parsonage).

**Home ownership.** If you own your home and you receive as part of your pay a housing or rental allowance, you may exclude from gross income the smallest of:

- The amount actually used to provide a home,
- The amount officially designated as a rental allowance, or
- The fair rental value of the home, including furnishings, utilities, garage, etc.

**Excess rental allowance.** You must include in gross income the amount of any rental allowance that is more than the smallest of:

- Your reasonable pay,
- The fair rental value of the home plus utilities, or
- The amount actually used to provide a home.

Include the excess rental allowance on Form 1040, line 7.

**TIP** You may deduct the home mortgage interest and real estate taxes you pay on your home even though all or part of the mortgage is paid with funds you get through a tax-free rental or parsonage allowance. However, these expenses can be deducted only as itemized deductions on Schedule A (Form 1040).

**Retired ministers.** If you are a retired minister, you can exclude from your gross income the rental value of a home (plus utilities) furnished to you by your church as a part of your pay for past services, or the part of your pension that was



designated as a rental allowance. However, a minister's surviving spouse cannot exclude the rental value unless the rental value is for ministerial services he or she performs or performed.

**Teachers or administrators.** If you are a minister employed as a teacher or administrator by a church school, college, or university, you are performing ministerial services for purposes of the housing exclusion. However, if you perform services as a teacher or administrator on the faculty of a nonchurch college, you cannot exclude from your income a housing allowance or the value of a home that is provided to you.



*If you live in faculty lodging as an employee of an educational institution or academic health center, all or part of the value of that lodging may be nontaxable under a different rule. In Publication 525, see Faculty lodging in the discussion on meals and lodging under Fringe Benefits.*

If you serve as a minister of music or minister of education, or serve in an administrative or other function of your religious organization, but are not authorized to perform substantially all of the religious duties of an ordained minister in your church (even if you are commissioned as a minister of the gospel), the housing exclusion does not apply to you.

**Theological students.** If you are a theological student serving a required internship as a part-time or assistant pastor, you cannot exclude a parsonage or rental allowance from your income unless you are ordained, commissioned, or licensed as a minister.

**Traveling evangelists.** You can exclude a designated rental allowance from out-of-town churches if you meet all of the following requirements.

- You are an ordained minister.
- You perform qualified services at churches located away from your community.
- You actually use the rental allowance to maintain your permanent home.

**Cantors.** If you have a bona fide commission and your congregation employs you on a full-time basis to perform substantially all the religious functions of the Jewish faith, you can exclude a rental allowance from your gross income.

## Earnings—Members of Religious Orders

Your earnings may be exempt from both income tax and SE tax if you are a member of a religious order who:

- Has taken a vow of poverty,
- Receives earnings for services performed as an agent of the order and in the exercise of duties required by the order, and
- Renounces the earnings and gives it to the order.

See *Members of Religious Orders*, earlier, under *Social Security Coverage*.

## Foreign Earned Income

Certain income may be exempt from income tax if you work in a foreign country or in a specified U.S. possession. Publication 54 discusses the foreign earned income exclusion. Publication 570, *Tax Guide for Individuals With Income From U.S. Possessions*, covers the rules for taxpayers with income from U.S. possessions. You can get these free publications from the Internal Revenue Service or from most U.S. Embassies or consulates.

## Expense Items

The tax treatment of ministerial trade or business expenses, expenses allocable to tax-free income, and health insurance costs is discussed here.

## Ministerial Trade or Business Expenses as an Employee

When you figure your income tax, you must itemize your deductions on Schedule A (Form 1040) to claim allowable deductions for ministerial trade or business expenses incurred while working as an employee. You also may have to file Form 2106, *Employee Business Expenses* (or Form 2106-EZ, *Unreimbursed Employee Business Expenses*).

These expenses are claimed as miscellaneous itemized deductions and are subject to the 2%-of-adjusted-gross-income (AGI) limit. See Publication 529 for more information on this limit.

However, any of your employee business expenses that are allocable to tax-free income will not be deductible (discussed next).

## Expenses Allocable to Tax-Free Income

If you receive a rental or parsonage allowance that is exempt from income tax (tax free), you must allocate a portion of the expenses of operating your ministry to that tax-free income. You cannot deduct the portion of your expenses that is allocated to your tax-free rental or parsonage allowance.

**Exception.** This rule does not apply to your deductions for home mortgage interest or real estate taxes on your home.

**Figuring the allocation.** Figure the portion of your otherwise deductible expenses that you cannot deduct (because that portion must be allocated to tax-free income) by multiplying the expenses by the following fraction:

$$\frac{\text{Tax-free rental or parsonage allowance}}{\text{All income (taxable and tax free) earned from your ministry}}$$

When figuring the allocation, include the income and expenses related to the ministerial duties you perform both as an employee and as a self-employed person.



*Reduce your otherwise deductible expenses only in figuring your income tax, not your SE tax.*

**Example.** Rev. Charles Ashford received \$40,000 in ministerial earnings consisting of a \$28,000 salary for ministerial services, \$2,000 for weddings and baptisms, and a \$10,000 tax-free parsonage allowance. He incurred \$4,000 of unreimbursed expenses connected with his ministerial earnings. \$3,500 of the \$4,000 is related to his ministerial salary, and \$500 is related to the weddings and baptisms he performed as a self-employed person.

The nondeductible portion of expenses related to Rev. Ashford's ministerial salary is figured as follows:

$$(\$10,000 \div \$40,000) \times \$3,500 = \$875$$

The nondeductible portion of expenses related to Rev. Ashford's wedding and baptism income is figured as follows:

$$(\$10,000 \div \$40,000) \times \$500 = \$125$$

**Required statement.** If you receive a tax-free rental or parsonage allowance and have ministerial expenses, attach a statement to your tax return. The statement must contain all of the following information.

- A list of each item of taxable ministerial income by source (such as wages, salary, weddings, baptisms, etc.) plus the amount.
- A list of each item of tax-free ministerial income by source (parsonage allowance) plus the amount.
- A list of each item of otherwise deductible ministerial expenses plus the amount.
- How you figured the nondeductible part of your otherwise deductible expenses.
- A statement that the other deductions claimed on your tax return are not allocable to your tax-free income.

See the attachments prepared for the *Comprehensive Example*, later. Following the example, you will find blank worksheets for your own use.

## Health Insurance Costs of Self-Employed Ministers

If you are self-employed, you may be able to deduct the amount you paid in 2006 for medical and dental insurance and qualified long-term care insurance for you, your spouse, and your dependents.

If you qualify, you can take this deduction as an adjustment to income on Form 1040, line 29. See the instructions for Form 1040 to figure your deduction.

The following special rules apply to the self-employed health insurance deduction.

- The expenses taken into account for purposes of this deduction are not allowed as a medical expense deduction on Schedule A.
- The deduction is not allowed for any month you are eligible to participate in a subsidized plan of your (or your spouse's) employer.

- The deduction is not used to reduce your net earnings for your SE tax.
- The deduction cannot exceed your net earnings from the business under which the insurance plan is established. Your net earnings under this rule do not include the income you earned as a common-law employee (discussed earlier) of a church.

**More information.** For more information about the self-employed health insurance deduction, see chapter 7 in Publication 535.

## Deduction for SE Tax

You can deduct one-half of your SE tax in figuring adjusted gross income. This is an income tax deduction only, on Form 1040, line 27.



*This is not a deduction in figuring net earnings from self-employment subject to SE tax.*

## Income Tax Withholding and Estimated Tax

The federal income tax is a pay-as-you-go tax. You must pay the tax as you earn or receive income during the year. An employee usually has income tax withheld from his or her pay. However, your pay generally is not subject to federal income tax withholding if both of the following conditions apply.

- You are a duly ordained, commissioned, or licensed minister, a member of a religious order (who has not taken a vow of poverty), or a Christian Science practitioner.
- Your pay is for qualified services (see *Qualified Services*, earlier).

If your salary is not subject to withholding, or if you do not pay enough tax through withholding, you might have to pay estimated tax to avoid penalties for not paying enough tax as you earn your income.

You generally must make estimated tax payments if you expect to owe taxes, including SE tax, of \$1,000 or more, when you file your return.

Determine your estimated tax by using the worksheet in Form 1040-ES. Then, using the Form 1040-ES payment voucher, pay the entire estimated tax or the first installment by April 17, 2007. The April 17 date applies whether or not your tax home and your abode are outside the United States and Puerto Rico. For more information see Publication 505, *Tax Withholding and Estimated Tax*.

If you perform your services as a common-law employee of the church and your pay is not subject to income tax withholding, you can enter into a voluntary withholding agreement with the church to cover any income and SE tax that may be due.

## Filing Your Return

You must file an income tax return for 2006 if your gross income was at least the amount shown in the third column of Table 4.

**Additional requirements.** Even if your income was less than the amount shown in Table 4, you must file an income tax return on Form 1040, and attach a completed Schedule SE (Form 1040), if:

- You are not exempt from SE tax, and you have net earnings from self-employment (discussed earlier under *Self-Employment Tax: Figuring Net Earnings*) of \$400 or more in the tax year,
- You are exempt from SE tax on earnings from qualified services and you have \$400 or more of other earnings subject to SE tax, or
- You had wages of \$108.28 or more from an electing church or church-controlled organization (see *Religious Workers (Church Employees)*, earlier, under *Social Security Coverage*).

**Self-employment tax.** If you are liable for SE tax, you must file Schedule SE (Form 1040) with your return.

**Exemption from SE tax.** If you filed Form 4361 and received IRS approval not to be taxed on those earnings, and you do not have any other income subject to SE tax, do not file Schedule SE (Form 1040). Instead, write "Exempt—Form 4361" on Form 1040, line 58.

If you filed Form 4029 and received IRS approval not to be taxed on those earnings, and you do not have any other income subject to SE tax, do not file Schedule SE (Form 1040). Instead, write "Exempt—Form 4029" on Form 1040, line 58.

**More information.** For more information on filing your return, including when and where to file it, see the instructions for Form 1040.

**Table 4. 2006 Filing Requirements for Most Taxpayers**

IF your filing status is ...	AND at the end of 2006 you were ...*	THEN file a return if your gross income was at least ...**
single	under age 65 65 or older	\$ 8,450 9,700
married filing jointly***	under 65 (both spouses) 65 or older (one spouse) 65 or older (both spouses)	\$16,900 17,900 18,900
married filing separately	any age	\$ 3,300
head of household	under 65 65 or older	\$10,850 12,100
qualifying widow(er) with dependent child	under 65 65 or older	\$13,600 14,600

\* If you were born on January 1, 1942, you are considered to be age 65 at the end of 2006.

\*\* **Gross income** means all income you received in the form of money, goods, property, and services that is not exempt from tax, including any income from sources outside the United States (even if you may exclude part or all of it). **Do not** include social security benefits unless you are married filing a separate return and you lived with your spouse at any time in 2006.

\*\*\* If you did not live with your spouse at the end of 2006 (or on the date your spouse died) and your gross income was at least \$3,300, you must file a return regardless of your age.

## Retirement Savings Arrangements

Retirement savings arrangements are plans that offer you a tax-favored way to save for your retirement. You generally can deduct your contributions to the plan. Your contributions and the earnings on them are not taxed until they are distributed.

**Retirement plans for the self-employed.** To set up a qualified retirement plan (also called a Keogh or H.R. 10 plan), a simplified employee pension (SEP) plan, or a SIMPLE plan, you must be self-employed.

The common-law rules determine whether you are an employee or a self-employed person for purposes of setting up a retirement plan. See *Employment Status for Other Tax Purposes*, earlier, under *Social Security Coverage*. This is true even if your pay for qualified services (discussed earlier) is subject to SE tax.

For example, if a congregation pays you a salary for performing qualified services, and you are subject to the congregation's control, you are a common-law employee. You are not a self-employed person for purposes of setting up a retirement plan. This is true even if your salary is subject to SE tax.

On the other hand, amounts received directly from members of the congregation, such as fees for performing marriages, baptisms, or other personal services that are reported on Schedule C or C-EZ, are earnings from self-employment for all tax purposes.

For more information on establishing a SEP, SIMPLE, or qualified retirement plan, see Publication 560, *Retirement Plans for Small Business*.

**Individual retirement arrangements (IRAs).** The traditional IRA and the Roth IRA are two individual retirement arrangements you can use to save money for your retirement. Generally, your maximum contribution for 2006 to either of these plans (or to a combination of the two) is the smaller of your pay, or \$4,000 (\$5,000 if you are age 50 or older).

However, your contributions to a Roth IRA may be further limited if your adjusted gross income is above a certain amount. Roth IRA contributions are not deductible, but if you satisfy certain requirements, all earnings in the Roth IRA are tax free and neither your nondeductible contributions nor any earnings on them are taxable when withdrawn.

If you contribute to a traditional IRA, your deduction may be reduced or eliminated if you or your spouse is covered by an employer retirement plan (including, but not limited to, a SEP, SIMPLE, or qualified retirement plan).

For more information on IRAs, see Publication 590.

**Tax-sheltered annuity plans.** Church employees, members of religious orders, and duly ordained, commissioned, or licensed ministers working as ministers or chaplains can participate in tax-sheltered annuity (403(b)) plans. For more information, see Publication 571, Tax-Sheltered Annuity Plans (403(b) Plans) For Employees of Public Schools and Certain Tax-Exempt Organizations.

**Deducting contributions to tax-sheltered annuity plans.** If you are an employee, your employer may exclude allowable contributions to a 403(b) plan from your income. These contributions will not be included in your total wages on your Form W-2, but you will pay tax on distributions from your plan. Contributions made to a Roth contribution program, however, are not excludable from gross income, but qualified distributions from the plan are tax free.

An exception to the above applies if you are a minister or chaplain and, in the exercise of your ministry, you are either self-employed or employed by an organization that is not exempt from tax under section 501(c)(3) of the Internal Revenue Code. If the exception applies to you, you can deduct your contributions to a 403(b) plan as explained next.

- If you are self-employed, deduct your contributions on Form 1040, line 28.
- If you are not self-employed and your employer does not exclude your contributions from your earned income, deduct your contributions on Form 1040, line 36. Enter the amount of your deduction and "403(b)" on the dotted line next to line 36.

**Retirement savings contributions credit.** You may be able to take a tax credit of up to \$1,000 (up to \$2,000 if filing jointly) for certain contributions you make to any of the retirement plans or IRAs discussed above. The credit is based on the contributions you make and your credit rate. The credit rate can be as low as 10% or as high as 50%, depending on your adjusted gross income. Figure the credit on Form 8880, Credit for Qualified Retirement Savings Contributions.

You cannot take the credit if any of the following apply.

1. You were born after January 1, 1989.
2. You were a full-time student in 2006.
3. Someone, such as your parent(s), claims an exemption for you on his or her 2006 tax return.

4. Your adjusted gross income for 2006 is more than:

- a. \$50,000, if your filing status is married filing jointly.
- b. \$37,500, if your filing status is head of household.
- c. \$25,000, if your filing status is single, married filing separately, or qualifying widow(er) with dependent child.

When figuring adjusted gross income, you must add back any exclusion or deduction claimed for the year for:

1. Foreign earned income,
2. Foreign housing costs,
3. Income of bona fide residents of American Samoa, and
4. Income of bona fide residents of Puerto Rico.

**More information.** For more information about the credit, see Publication 590.

---

## Earned Income Credit

The earned income credit is a credit for certain people who work. If you qualify for it, the earned income credit reduces the tax you owe. Even if you do not owe tax, you can get a refund of the credit. Also, you may be able to get part of the credit added to your pay instead of waiting until after the end of the year.

You cannot take the credit if your earned income (or adjusted gross income) is:

- \$12,120 or more (\$14,120 or more for married filing jointly) and you do not have a qualifying child,
- \$32,001 or more (\$34,001 or more for married filing jointly) and you have one qualifying child, or
- \$36,348 or more (\$38,348 or more for married filing jointly) and you have more than one qualifying child.

**Earned income.** Earned income includes your:

- Wages, salaries, tips, and
- Net earnings from self-employment minus the amount you claimed (or should have claimed) on Form 1040, line 27, for one-half of your SE tax.

**Earned income for a minister with an approved Form 4361.** If you have earnings from qualified services that are exempt from SECA (because you have an approved Form 4361), amounts you received for performing ministerial duties as an employee are earned income. This includes wages, salaries, tips, and other taxable employee pay.

Amounts you received for nonemployee ministerial duties are not earned income. This includes fees for performing marriages and baptisms, and honoraria for delivering speeches.

If you had nonministerial duties, any net earnings from self-employment, minus one-half of your SE tax, and any pay received as an employee is earned income.

**Earned income for a minister whose income from qualified services is not exempt from SECA.** Earned income includes your net earnings from self-employment plus any pay you received for nonministerial duties minus your Form 1040, line 27, amount for one-half of SE tax.

Your net earnings from self-employment include those net earnings from qualified services. See *Self-Employment Tax: Figuring Net Earnings*, earlier. Net earnings also include net earnings from self-employment related to nonministerial duties.

**Earned income for a member of a recognized religious sect with an approved Form 4029.** If you have an approved Form 4029, all wages, salaries, tips, and other taxable employee compensation are earned income. Amounts you received as a self-employed individual are not earned income. Also, in figuring earned income, losses from Schedules C, C-EZ, or F cannot be subtracted from wages on Form 1040, line 7.

**More information.** For the detailed rules on this credit, see Publication 596. To figure the amount of your credit, you can either fill out a worksheet or have the IRS compute the credit for you. You may need to complete Schedule EIC and attach it to your tax return. For details on getting part of the credit added to your pay, get Form W-5, Earned Income Credit Advance Payment Certificate, from your employer or the IRS.

---

## Comprehensive Example

Rev. John Michaels is the minister of the First United Church. He is married and has one child. The child is considered a qualifying child for the child tax credit. Mrs. Michaels is not employed outside the home. Rev. Michaels is a common-law employee of the church, and he has not applied for an exemption from SE tax.

The church paid Rev. Michaels a salary of \$31,000. In addition, as a self-employed person, he earned \$4,000 during the year for weddings, baptisms, and honoraria. He made estimated tax payments during the year totaling \$8,400. He taught a course at the local community college, for which he was paid \$3,400.

Rev. Michaels owns a home next to the church. He makes an \$800 per month mortgage payment of principal and interest only. The church paid him \$800 per month as his parsonage allowance (excluding utilities). The home's fair rental value for the year (excluding utilities) is \$9,840. The utility bills for the year totaled \$960. The church paid him \$100 per month designated as an allowance for utility costs.

The parts of Rev. and Mrs. Michaels' income tax return are explained in the order they are completed. They are illustrated in the order that Rev. Michaels will assemble the return to send it to the IRS.



## Form W-2 From Church

The church completed its Form W-2 for Rev. Michaels as follows:

**Box 1.** The church entered Rev. Michaels' \$31,000 salary.

**Box 2.** The church left this box blank because Rev. Michaels did not request federal income tax withholding.

**Boxes 3 through 6.** Rev. Michaels is considered a self-employed person for purposes of social security and Medicare tax withholding, so the church left these boxes blank.

**Box 14.** The church entered Rev. Michaels' total parsonage and utilities allowance for the year and identified them.

## Form W-2 From College

The community college gave Rev. Michaels a Form W-2 that showed the following.

**Box 1.** The college entered Rev. Michaels' \$3,400 salary.

**Box 2.** The college withheld \$272 in federal income tax on Rev. Michaels' behalf.

**Boxes 3 and 5.** As an employee of the college, Rev. Michaels is subject to social security and Medicare withholding on his full salary from the college.

**Box 4.** The college withheld \$210.80 in social security taxes.

**Box 6.** The college withheld \$49.30 in Medicare taxes.

## Schedule C-EZ (Form 1040)

Some of Rev. Michaels' entries on Schedule C-EZ are explained here.

**Line 1.** Rev. Michaels reports the \$4,000 from weddings, baptisms, and honoraria.

**Line 2.** Rev. Michaels reports his expenses related to the line 1 amount. He paid \$87 for marriage and family booklets and drove his car 445 miles for business, mainly in connection with honoraria. Rev. Michaels used the standard mileage rate to figure his car expense, as follows.

$$445 \text{ miles} \times 44.5 \text{ cents} = \$198$$

These expenses total \$285 (\$198 + \$87). However, he cannot deduct the part of his expenses allocable to his tax-free parsonage allowance.

First, Rev. Michaels uses Worksheet 1 (see page 20) to figure what percentage of his business expenses are not deductible. Then he completes Worksheet 2 (see page 21) to show that 23% (or \$66) of his business expenses are not deductible because they are allocable to his tax-free allowance. He subtracts the \$66 from the \$285, enters the \$219 difference on line 2, and adds a note at the bottom of the page to see the attached statement.

Rev. Michaels attaches Worksheets 1 and 2 to his return. This is part of his required statement, Attachment 1 (see pages 20 and 21).

**Line 3.** He enters his net profit of \$3,781 on both line 3 and Form 1040, line 22.

**Lines 4 through 8b.** Rev. Michaels fills out these lines to report information about his car.

## Form 2106-EZ

Rev. Michaels fills out Form 2106-EZ to report the unreimbursed business expenses he had as a common-law employee of First United Church.

**Line 1.** Before completing line 1, Rev. Michaels fills out Part II because he used his car for church business. His records show that he drove 2,521 business miles, which he reports in Part II. Then, he figures his car expense for his line 1 entry.

$$2,521 \text{ miles} \times 44.5 \text{ cents} = \$1,122$$

**Line 4.** He enters \$231 for his professional publications and booklets.

**Line 6.** Before entering the total expenses on line 6, Rev. Michaels must reduce them by the amount allocable to his tax-free parsonage allowance. After completing Worksheet 3 (see page 21), he finds that \$311 (23%) of his employee business expenses are not deductible. He subtracts \$311 from \$1,353 and enters the result, \$1,042, on line 6, adding a note at the bottom of the page about the attached statement. He also enters \$1,042 on Schedule A (Form 1040), line 20.

## Schedule A (Form 1040)

Rev. Michaels fills out Schedule A as explained here.

**Line 6.** Rev. Michaels deducts \$1,750 in real estate taxes.

**Line 10.** He deducts \$6,810 of home mortgage interest.

**Line 15.** Rev. and Mrs. Michaels contributed \$4,800 in cash during the year to various qualifying charities. Each individual contribution was less than \$250.

**Line 20.** Rev. Michaels enters his unreimbursed employee business expenses from Form 2106-EZ, line 6.

**Lines 24, 25, and 26.** He can deduct only the part of his employee business expenses that exceeds 2% of his adjusted gross income. He fills out these lines to figure the amount he can deduct.

**Line 28.** The total of all the Michaels' itemized deductions is \$13,696, which they enter here and on Form 1040, line 40.

## Schedule SE (Form 1040)

After Rev. Michaels prepares Schedule C-EZ and Form 2106-EZ, he fills out Schedule SE (Form 1040). He reads the chart on page 1 of the schedule and determines that he can use *Section A—Short Schedule SE* to figure his self-employment tax. Rev. Michaels is a minister, so his salary from the church is not considered church employee income. Thus, he does not have to use *Section B—Long Schedule SE*. He fills out the following lines in Section A.

**Line 2.** Rev. Michaels attaches a statement (see Attachment 2, Worksheet 4, on page 22)

that explains how he figures the amount (\$44,162) to enter.

**Line 4.** He multiplies \$44,162 by .9235 to get his net earnings from self-employment (\$40,784).

**Line 5.** The amount on line 4 is less than \$94,200, so Rev. Michaels multiplies the amount on line 4 (\$40,784) by .153 to get his self-employment tax of \$6,240. He enters that amount here and on Form 1040, line 58.

**Line 6.** Rev. Michaels multiplies the amount on line 5 by 50% (.5) to get his deduction for one-half of self-employment tax of \$3,120. He enters that amount here and on Form 1040, line 27.

## Form 1040

After Rev. Michaels prepares Form 2106-EZ and the other schedules, he fills out Form 1040. He files a joint return with his wife. First, he fills out the address area and completes the appropriate lines for his filing status and exemptions. Then, he fills out the rest of the form as follows:

**Line 7.** Rev. Michaels reports \$34,640. This amount is the total of his \$31,000 church salary, \$3,400 college salary, and \$240, his excess allowance. The two salaries were reported to him in box 1 of the Forms W-2 he received.

**Line 12.** He reports his net profit of \$3,781 from Schedule C-EZ, line 3.

**Line 27.** He enters \$3,120, half his SE tax from Schedule SE, line 6.

**Line 40.** He enters the total itemized deductions from Schedule A, line 28.

**Line 53.** The Michaels can take the child tax credit for their daughter, Jennifer. Rev. Michaels figures the credit by completing the Child Tax Credit Worksheet (not shown) in the instructions for Form 1040. He enters \$1000 credit on line 53.

**Line 58.** He enters the self-employment tax from Schedule SE, line 5.

**Line 64.** He enters the federal income tax withheld, as shown in box 2 of his Form W-2 from the college.

**Line 65.** He enters the \$8,400 estimated tax payments he made for the year.

**Line 74.** He wants to have any overpayment of tax applied to his 2007 estimated tax.

## Attachment 1

Attachment 1 (Worksheets 1, 2, and 3) shows the computation of expenses that are nondeductible because they are allocable to tax-free ministerial income and the allowance deductions.

## Attachment 2

Attachment 2 (Worksheet 4) shows the computation of net self-employment income.

a Control number		22222	Void <input type="checkbox"/>		For Official Use Only ▶ OMB No. 1545-0008								
b Employer identification number (EIN) 00-0246810			1 Wages, tips, other compensation 31000.00		2 Federal income tax withheld								
c Employer's name, address, and ZIP code  First United Church 1042 Main Street Hometown, Texas 77099			3 Social security wages		4 Social security tax withheld								
			5 Medicare wages and tips		6 Medicare tax withheld								
			7 Social security tips		8 Allocated tips								
d Employee's social security number 011-00-2222			9 Advance EIC payment		10 Dependent care benefits								
e Employee's first name and initial John E.		Last name Michaels		11 Nonqualified plans		12a See instructions for box 12							
f Employee's address and ZIP code  1040 Main Street Hometown, TX 77099			13 Statutory employee <input type="checkbox"/> Retirement plan <input type="checkbox"/> Third-party sick pay <input type="checkbox"/>		12b								
			14 Other Parsonage Allowance 9600.00 Utilities Allowance 1200.00		12c								
					12d								
15 State		Employer's state ID number		16 State wages, tips, etc.		17 State income tax		18 Local wages, tips, etc.		19 Local income tax		20 Locality name	

Form **W-2** Wage and Tax Statement

2006

Department of the Treasury—Internal Revenue Service

For Privacy Act and Paperwork Reduction Act Notice, see back of Copy D.

Copy A For Social Security Administration — Send this entire page with Form W-3 to the Social Security Administration; photocopies are **not** acceptable.

Cat. No. 10134D

a Control number		22222	Void <input type="checkbox"/>		For Official Use Only ▶ OMB No. 1545-0008								
b Employer identification number (EIN) 00-1357913			1 Wages, tips, other compensation 3400.00		2 Federal income tax withheld 272.00								
c Employer's name, address, and ZIP code  Hometown College 40 Honor Road Hometown, Texas 77099			3 Social security wages 3400.00		4 Social security tax withheld 210.80								
			5 Medicare wages and tips 3400.00		6 Medicare tax withheld 49.30								
			7 Social security tips		8 Allocated tips								
d Employee's social security number 011-00-2222			9 Advance EIC payment		10 Dependent care benefits								
e Employee's first name and initial John E.		Last name Michaels		11 Nonqualified plans		12a See instructions for box 12							
f Employee's address and ZIP code  1040 Main Street Hometown, TX 77099			13 Statutory employee <input type="checkbox"/> Retirement plan <input type="checkbox"/> Third-party sick pay <input type="checkbox"/>		12b								
			14 Other		12c								
					12d								
15 State		Employer's state ID number		16 State wages, tips, etc.		17 State income tax		18 Local wages, tips, etc.		19 Local income tax		20 Locality name	

Form **W-2** Wage and Tax Statement

2006

Department of the Treasury—Internal Revenue Service

For Privacy Act and Paperwork Reduction Act Notice, see back of Copy D.

Copy A For Social Security Administration — Send this entire page with Form W-3 to the Social Security Administration; photocopies are **not** acceptable.

Cat. No. 10134D

Label (See instructions on page 16.) Use the IRS label. Otherwise, please print or type.

Form header section containing personal information: For the year Jan. 1–Dec. 31, 2006, ending 2006, ending 20. OMB No. 1545-0074. Your first name and initial: John E., Last name: Michaels. If a joint return, spouse's first name and initial: Susan R., Last name: Michaels. Home address: 1040 Main Street, Apt. no. City, town or post office, state, and ZIP code: Hometown, TX 77099.

Presidential Election Campaign Check here if you, or your spouse if filing jointly, want \$3 to go to this fund (see page 16) [X] You [X] Spouse

Filing Status 1 [ ] Single 4 [ ] Head of household (with qualifying person). (See page 17.) If the qualifying person is a child but not your dependent, enter this child's name here. 2 [X] Married filing jointly (even if only one had income) 3 [ ] Married filing separately. Enter spouse's SSN above and full name here. 5 [ ] Qualifying widow(er) with dependent child (see page 17)

Exemptions 6a [X] Yourself. If someone can claim you as a dependent, do not check box 6a. 6b [X] Spouse. Boxes checked on 6a and 6b: 2. No. of children on 6c who: lived with you: 1. did not live with you due to divorce or separation (see page 20): Dependents on 6c not entered above: Add numbers on lines above: 3. 6c Dependents: (1) First name Last name (2) Dependent's social security number (3) Dependent's relationship to you (4) [X] if qualifying child for child tax credit (see page 19). Jennifer Michaels 111 : 00 : 1113 daughter [X]. d Total number of exemptions claimed: 3.

Income 7 Wages, salaries, tips, etc. Attach Form(s) W-2 Excess Allowance \$240 7 34,640 8a Taxable interest. Attach Schedule B if required 8a 8b Tax-exempt interest. Do not include on line 8a 8b 9a Ordinary dividends. Attach Schedule B if required 9a 9b Qualified dividends (see page 23) 9b 10 Taxable refunds, credits, or offsets of state and local income taxes (see page 24) 10 11 Alimony received 11 12 Business income or (loss). Attach Schedule C or C-EZ 12 3,781 13 Capital gain or (loss). Attach Schedule D if required. If not required, check here [ ] 13 14 Other gains or (losses). Attach Form 4797 14 15a IRA distributions 15a b Taxable amount (see page 25) 15b 16a Pensions and annuities 16a b Taxable amount (see page 26) 16b 17 Rental real estate, royalties, partnerships, S corporations, trusts, etc. Attach Schedule E 17 18 Farm income or (loss). Attach Schedule F 18 19 Unemployment compensation 19 20a Social security benefits 20a b Taxable amount (see page 27) 20b 21 Other income. List type and amount (see page 29) 21 22 Add the amounts in the far right column for lines 7 through 21. This is your total income 22 38,421

Adjusted Gross Income 23 Archer MSA deduction. Attach Form 8853 23 24 Certain business expenses of reservists, performing artists, and fee-basis government officials. Attach Form 2106 or 2106-EZ 24 25 Health savings account deduction. Attach Form 8889 25 26 Moving expenses. Attach Form 3903 26 27 One-half of self-employment tax. Attach Schedule SE 27 3,120 28 Self-employed SEP, SIMPLE, and qualified plans 28 29 Self-employed health insurance deduction (see page 29) 29 30 Penalty on early withdrawal of savings 30 31a Alimony paid b Recipient's SSN 31a 32 IRA deduction (see page 31) 32 33 Student loan interest deduction (see page 33) 33 34 Jury duty pay you gave to your employer 34 35 Domestic production activities deduction. Attach Form 8903 35 36 Add lines 23 through 31a and 32 through 35 36 3,120 37 Subtract line 36 from line 22. This is your adjusted gross income 37 35,301



**Tax and Credits**

**Standard Deduction for—**

• People who checked any box on line 39a or 39b or who can be claimed as a dependent, see page 34.

• All others:  
Single or Married filing separately, \$5,150

Married filing jointly or Qualifying widow(er), \$10,300

Head of household, \$7,550

<b>38</b>	Amount from line 37 (adjusted gross income)	<b>38</b>	35,301
<b>39a</b>	Check if: <input type="checkbox"/> You were born before January 2, 1942, <input type="checkbox"/> Blind. <input type="checkbox"/> Spouse was born before January 2, 1942, <input type="checkbox"/> Blind. Total boxes checked <b>39a</b>		
<b>40</b>	<b>Itemized deductions</b> (from Schedule A) or your <b>standard deduction</b> (see left margin)	<b>40</b>	13,696
<b>41</b>	Subtract line 40 from line 38	<b>41</b>	21,605
<b>42</b>	If line 38 is over \$112,875, or you provided housing to a person displaced by Hurricane Katrina, see page 36. Otherwise, multiply \$3,300 by the total number of exemptions claimed on line 6d	<b>42</b>	9,900
<b>43</b>	<b>Taxable income.</b> Subtract line 42 from line 41. If line 42 is more than line 41, enter -0-	<b>43</b>	11,705
<b>44</b>	<b>Tax</b> (see page 36). Check if any tax is from: <b>a</b> <input type="checkbox"/> Form(s) 8814 <b>b</b> <input type="checkbox"/> Form 4972	<b>44</b>	1,173
<b>45</b>	<b>Alternative minimum tax</b> (see page 39). Attach Form 6251	<b>45</b>	
<b>46</b>	Add lines 44 and 45	<b>46</b>	1,173
<b>47</b>	Foreign tax credit. Attach Form 1116 if required	<b>47</b>	
<b>48</b>	Credit for child and dependent care expenses. Attach Form 2441	<b>48</b>	
<b>49</b>	Credit for the elderly or the disabled. Attach Schedule R	<b>49</b>	
<b>50</b>	Education credits. Attach Form 8863	<b>50</b>	
<b>51</b>	Retirement savings contributions credit. Attach Form 8880	<b>51</b>	
<b>52</b>	Residential energy credits. Attach Form 5695	<b>52</b>	
<b>53</b>	Child tax credit (see page 42). Attach Form 8901 if required	<b>53</b>	1,000
<b>54</b>	Credits from: <b>a</b> <input type="checkbox"/> Form 8396 <b>b</b> <input type="checkbox"/> Form 8839 <b>c</b> <input type="checkbox"/> Form 8859	<b>54</b>	
<b>55</b>	Other credits: <b>a</b> <input type="checkbox"/> Form 3800 <b>b</b> <input type="checkbox"/> Form 8801 <b>c</b> <input type="checkbox"/> Form	<b>55</b>	
<b>56</b>	Add lines 47 through 55. These are your <b>total credits</b>	<b>56</b>	1,000
<b>57</b>	Subtract line 56 from line 46. If line 56 is more than line 46, enter -0-	<b>57</b>	173

**Other Taxes**

<b>58</b>	Self-employment tax. Attach Schedule SE	<b>58</b>	6,240
<b>59</b>	Social security and Medicare tax on tip income not reported to employer. Attach Form 4137	<b>59</b>	
<b>60</b>	Additional tax on IRAs, other qualified retirement plans, etc. Attach Form 5329 if required	<b>60</b>	
<b>61</b>	Advance earned income credit payments from Form(s) W-2, box 9	<b>61</b>	
<b>62</b>	Household employment taxes. Attach Schedule H	<b>62</b>	
<b>63</b>	Add lines 57 through 62. This is your <b>total tax</b>	<b>63</b>	6,413

**Payments**

If you have a qualifying child, attach Schedule EIC.

<b>64</b>	Federal income tax withheld from Forms W-2 and 1099	<b>64</b>	272
<b>65</b>	2006 estimated tax payments and amount applied from 2005 return	<b>65</b>	8,400
<b>66a</b>	<b>Earned income credit (EIC)</b>	<b>66a</b>	
<b>b</b>	Nontaxable combat pay election <b>66b</b>		
<b>67</b>	Excess social security and tier 1 RRTA tax withheld (see page 60)	<b>67</b>	
<b>68</b>	Additional child tax credit. Attach Form 8812	<b>68</b>	
<b>69</b>	Amount paid with request for extension to file (see page 60)	<b>69</b>	
<b>70</b>	Payments from: <b>a</b> <input type="checkbox"/> Form 2439 <b>b</b> <input type="checkbox"/> Form 4136 <b>c</b> <input type="checkbox"/> Form 8885	<b>70</b>	
<b>71</b>	Credit for federal telephone excise tax paid. Attach Form 8913 if required	<b>71</b>	
<b>72</b>	Add lines 64, 65, 66a, and 67 through 71. These are your <b>total payments</b>	<b>72</b>	8,672

**Refund**

Direct deposit? See page 61 and fill in 74b, 74c, and 74d, or Form 8888.

<b>73</b>	If line 72 is more than line 63, subtract line 63 from line 72. This is the amount you <b>overpaid</b>	<b>73</b>	2,259
<b>74a</b>	Amount of line 73 you want <b>refunded to you</b> . If Form 8888 is attached, check here <b>74a</b>		
<b>b</b>	Routing number	<b>c</b>	Type: <input type="checkbox"/> Checking <input type="checkbox"/> Savings
<b>d</b>	Account number		
<b>75</b>	Amount of line 73 you want <b>applied to your 2007 estimated tax</b>	<b>75</b>	2,259

**Amount You Owe**

<b>76</b>	<b>Amount you owe.</b> Subtract line 72 from line 63. For details on how to pay, see page 62	<b>76</b>	
<b>77</b>	Estimated tax penalty (see page 62)	<b>77</b>	

**Third Party Designee**

Do you want to allow another person to discuss this return with the IRS (see page 63)?  **Yes.** Complete the following.  **No**

Designee's name	Phone no.	Personal identification number (PIN)
-----------------	-----------	--------------------------------------

**Sign Here**

Under penalties of perjury, I declare that I have examined this return and accompanying schedules and statements, and to the best of my knowledge and belief, they are true, correct, and complete. Declaration of preparer (other than taxpayer) is based on all information of which preparer has any knowledge.

Joint return? See page 17. Keep a copy for your records.

Your signature	Date	Your occupation	Daytime phone number
John E. Michaels	3/1/2007	Minister	( )
Spouse's signature. If a joint return, <b>both</b> must sign.	Date	Spouse's occupation	
Susan R. Michaels	3/1/2007	Homemaker	

**Paid Preparer's Use Only**

Preparer's signature	Date	Check if self-employed <input type="checkbox"/>	Preparer's SSN or PTIN
Firm's name (or yours if self-employed), address, and ZIP code	EIN	Phone no.	

**SCHEDULES A&B**  
**(Form 1040)**

Department of the Treasury  
Internal Revenue Service (99)

Name(s) shown on Form 1040

**Schedule A—Itemized Deductions**

(Schedule B is on back)

▶ **Attach to Form 1040.** ▶ **See Instructions for Schedules A&B (Form 1040).**

OMB No. 1545-0074

**2006**

Attachment  
Sequence No. **07**

Your social security number

011 00 2222

John E. Michaels and Susan R. Michaels

<b>Medical and Dental Expenses</b>	<b>Caution.</b> Do not include expenses reimbursed or paid by others.				
<b>1</b>	Medical and dental expenses (see page A-1)	<b>1</b>			
<b>2</b>	Enter amount from Form 1040, line 38 <b>2</b>	<b>2</b>			
<b>3</b>	Multiply line 2 by 7.5% (.075)	<b>3</b>			
<b>4</b>	Subtract line 3 from line 1. If line 3 is more than line 1, enter -0-	<b>4</b>			
<b>Taxes You Paid</b>	<b>5</b> State and local income taxes	<b>5</b>			
(See page A-3.)	<b>6</b> Real estate taxes (see page A-3)	<b>6</b>	1,750		
	<b>7</b> Personal property taxes	<b>7</b>			
	<b>8</b> Other taxes. List type and amount ▶	<b>8</b>			
	<b>9</b> Add lines 5 through 8	<b>9</b>			1,750
<b>Interest You Paid</b>	<b>10</b> Home mortgage interest and points reported to you on Form 1098	<b>10</b>	6,810		
(See page A-3.)	<b>11</b> Home mortgage interest not reported to you on Form 1098. If paid to the person from whom you bought the home, see page A-3 and show that person's name, identifying no., and address ▶	<b>11</b>			
	<b>12</b> Points not reported to you on Form 1098. See page A-4 for special rules	<b>12</b>			
<b>Note.</b> Personal interest is not deductible.	<b>13</b> Investment interest. Attach Form 4952 if required. (See page A-4.)	<b>13</b>			
	<b>14</b> Add lines 10 through 13	<b>14</b>			6,810
<b>Gifts to Charity</b>	<b>15</b> Gifts by cash or check. If you made any gift of \$250 or more, see page A-5	<b>15</b>	4,800		
If you made a gift and got a benefit for it, see page A-4.	<b>16</b> Other than by cash or check. If any gift of \$250 or more, see page A-5. You <b>must</b> attach Form 8283 if over \$500	<b>16</b>			
	<b>17</b> Carryover from prior year	<b>17</b>			
	<b>18</b> Add lines 15 through 17	<b>18</b>			4,800
<b>Casualty and Theft Losses</b>	<b>19</b> Casualty or theft loss(es). Attach Form 4684. (See page A-6.)	<b>19</b>			
<b>Job Expenses and Certain Miscellaneous Deductions</b>	<b>20</b> Unreimbursed employee expenses—job travel, union dues, job education, etc. Attach Form 2106 or 2106-EZ if required. (See page A-6.) ▶	<b>20</b>	1,042		
(See page A-6.)	<b>21</b> Tax preparation fees	<b>21</b>			
	<b>22</b> Other expenses—investment, safe deposit box, etc. List type and amount ▶	<b>22</b>			
	<b>23</b> Add lines 20 through 22	<b>23</b>	1,042		
	<b>24</b> Enter amount from Form 1040, line 38 <b>24</b> 35,301	<b>24</b>			
	<b>25</b> Multiply line 24 by 2% (.02)	<b>25</b>	706		
	<b>26</b> Subtract line 25 from line 23. If line 25 is more than line 23, enter -0-	<b>26</b>			336
<b>Other Miscellaneous Deductions</b>	<b>27</b> Other—from list on page A-7. List type and amount ▶	<b>27</b>			
<b>Total Itemized Deductions</b>	<b>28</b> Is Form 1040, line 38, over \$150,500 (over \$75,250 if married filing separately)? <input checked="" type="checkbox"/> <b>No.</b> Your deduction is not limited. Add the amounts in the far right column for lines 4 through 27. Also, enter this amount on Form 1040, line 40. <input type="checkbox"/> <b>Yes.</b> Your deduction may be limited. See page A-7 for the amount to enter.	<b>28</b>			13,696
	<b>29</b> If you elect to itemize deductions even though they are less than your standard deduction, check here <input type="checkbox"/>	<b>29</b>			

For Paperwork Reduction Act Notice, see Form 1040 instructions.

Cat. No. 11330X

Schedule A (Form 1040) 2006

**SCHEDULE C-EZ  
(Form 1040)**

Department of the Treasury  
Internal Revenue Service

**Net Profit From Business**

(Sole Proprietorship)

▶ **Partnerships, joint ventures, etc., must file Form 1065 or 1065-B.**  
▶ **Attach to Form 1040, 1040NR, or 1041. ▶ See instructions on back.**

OMB No. 1545-0074

**2006**

Attachment  
Sequence No. **09A**

Name of proprietor

John E. Michaels

Social security number (SSN)

011 : 00 : 2222

**Part I General Information**

**You May Use  
Schedule C-EZ  
Instead of  
Schedule C  
Only If You:**

- Had business expenses of \$5,000 or less.
- Use the cash method of accounting.
- Did not have an inventory at any time during the year.
- Did not have a net loss from your business.
- Had only one business as either a sole proprietor or statutory employee.

**And You:**

- Had no employees during the year.
- Are not required to file **Form 4562**, Depreciation and Amortization, for this business. See the instructions for Schedule C, line 13, on page C-4 to find out if you must file.
- Do not deduct expenses for business use of your home.
- Do not have prior year unallowed passive activity losses from this business.

<p><b>A</b> Principal business or profession, including product or service <i>Minister</i></p>	<p><b>B</b> Enter code from pages C-8, 9, &amp; 10 ▶ <i>5 4 1 9 9 0</i></p>
<p><b>C</b> Business name. If no separate business name, leave blank.</p>	<p><b>D</b> Employer ID number (EIN), if any</p>
<p><b>E</b> Business address (including suite or room no.). Address not required if same as on page 1 of your tax return. <i>1042 Main Street</i> City, town or post office, state, and ZIP code <i>Hometown, TX 77099</i></p>	

**Part II Figure Your Net Profit**

<p><b>1 Gross receipts. Caution.</b> If this income was reported to you on Form W-2 and the "Statutory employee" box on that form was checked, see <b>Statutory Employees</b> in the instructions for Schedule C, line 1, on page C-3 and check here <input type="checkbox"/></p>	<b>1</b>	4,000	
<p><b>2 Total expenses</b> (see instructions). If more than \$5,000, you <b>must</b> use Schedule C.</p>	<b>2</b>	219*	
<p><b>3 Net profit.</b> Subtract line 2 from line 1. If less than zero, you <b>must</b> use Schedule C. Enter on both <b>Form 1040, line 12</b>, and <b>Schedule SE, line 2</b>, or on <b>Form 1040NR, line 13</b>. (Statutory employees <b>do not</b> report this amount on Schedule SE, line 2. Estates and trusts, enter on Form 1041, line 3.)</p>	<b>3</b>	3,781	

**Part III Information on Your Vehicle. Complete this part only if you are claiming car or truck expenses on line 2.**

**4** When did you place your vehicle in service for business purposes? (month, day, year) ▶ *7 / 15 / 2003.*

**5** Of the total number of miles you drove your vehicle during 2006, enter the number of miles you used your vehicle for:

**a** Business *445*      **b** Commuting (see instructions) *-0-*      **c** Other *7,247*

**6** Do you (or your spouse) have another vehicle available for personal use? . . . . .  **Yes**     **No**

**7** Was your vehicle available for personal use during off-duty hours? . . . . .  **Yes**     **No**

**8a** Do you have evidence to support your deduction? . . . . .  **Yes**     **No**

**b** If "Yes," is the evidence written? . . . . .  **Yes**     **No**

For Paperwork Reduction Act Notice, see page 2.

Cat. No. 14374D

Schedule C-EZ (Form 1040) 2006

\*See attached statement.



**Self-Employment Tax**

▶ **Attach to Form 1040.** ▶ **See Instructions for Schedule SE (Form 1040).**

Name of person with **self-employment** income (as shown on Form 1040)

John E. Michaels

Social security number of person  
with **self-employment** income ▶

011 00 2222

**Who Must File Schedule SE**

You must file Schedule SE if:

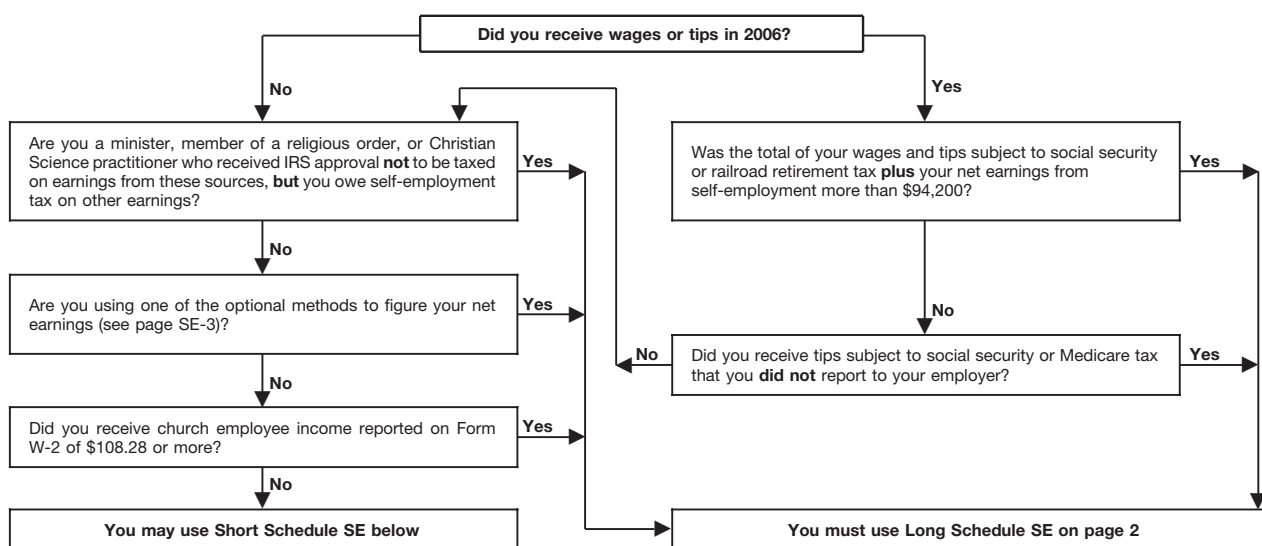
- You had net earnings from self-employment from **other than** church employee income (line 4 of Short Schedule SE or line 4c of Long Schedule SE) of \$400 or more, **or**
- You had church employee income of \$108.28 or more. Income from services you performed as a minister or a member of a religious order **is not** church employee income (see page SE-1).

**Note.** Even if you had a loss or a small amount of income from self-employment, it may be to your benefit to file Schedule SE and use either "optional method" in Part II of Long Schedule SE (see page SE-3).

**Exception.** If your only self-employment income was from earnings as a minister, member of a religious order, or Christian Science practitioner **and** you filed Form 4361 and received IRS approval not to be taxed on those earnings, **do not** file Schedule SE. Instead, write "Exempt-Form 4361" on Form 1040, line 58.

**May I Use Short Schedule SE or Must I Use Long Schedule SE?**

**Note.** Use this flowchart **only** if you must file Schedule SE. If unsure, see Who Must File Schedule SE, above.



**Section A—Short Schedule SE. Caution.** Read above to see if you can use Short Schedule SE.

<b>1</b>	Net farm profit or (loss) from Schedule F, line 36, and farm partnerships, Schedule K-1 (Form 1065), box 14, code A . . . . .	<b>1</b>		
<b>2</b>	Net profit or (loss) from Schedule C, line 31; Schedule C-EZ, line 3; Schedule K-1 (Form 1065), box 14, code A (other than farming); and Schedule K-1 (Form 1065-B), box 9, code J1. Ministers and members of religious orders, see page SE-1 for amounts to report on this line. See page SE-3 for other income to report . . . . .	<b>2</b>	44,162*	
<b>3</b>	Combine lines 1 and 2 . . . . .	<b>3</b>	44,162	
<b>4</b>	<b>Net earnings from self-employment.</b> Multiply line 3 by 92.35% (.9235). If less than \$400, <b>do not</b> file this schedule; you do not owe self-employment tax . . . . . ▶	<b>4</b>	40,784	
<b>5</b>	<b>Self-employment tax.</b> If the amount on line 4 is: <ul style="list-style-type: none"> <li>• \$94,200 or less, multiply line 4 by 15.3% (.153). Enter the result here and on <b>Form 1040, line 58.</b></li> <li>• More than \$94,200, multiply line 4 by 2.9% (.029). Then, add \$11,680.80 to the result. Enter the total here and on <b>Form 1040, line 58.</b></li> </ul>	<b>5</b>	6,240	
<b>6</b>	<b>Deduction for one-half of self-employment tax.</b> Multiply line 5 by 50% (.5). Enter the result here and on <b>Form 1040, line 27</b> . . . . .	<b>6</b>	3,120	

For Paperwork Reduction Act Notice, see Form 1040 instructions.

Cat. No. 11358Z

Schedule SE (Form 1040) 2006

\*See attached statement.

**Unreimbursed Employee Business Expenses**

Department of the Treasury  
Internal Revenue Service (99)

▶ **Attach to Form 1040 or Form 1040NR.**

Your name <i>John E. Michaels</i>	Occupation in which you incurred expenses <i>Minister</i>	Social security number <i>011 00 2222</i>
--------------------------------------	--	--

**You May Use This Form Only if All of the Following Apply.**

- You are an employee deducting ordinary and necessary expenses attributable to your job. An ordinary expense is one that is common and accepted in your field of trade, business, or profession. A necessary expense is one that is helpful and appropriate for your business. An expense does not have to be required to be considered necessary.
- You **do not** get reimbursed by your employer for any expenses (amounts your employer included in box 1 of your Form W-2 are not considered reimbursements for this purpose).
- If you are claiming vehicle expense, you are using the standard mileage rate for 2006.

**Caution:** You can use the standard mileage rate for 2006 **only if:** (a) you owned the vehicle and used the standard mileage rate for the first year you placed the vehicle in service, or (b) you leased the vehicle and used the standard mileage rate for the portion of the lease period after 1997.

**Part I Figure Your Expenses**

1 Vehicle expense using the standard mileage rate. Complete Part II and multiply line 8a by 44.5¢ (.445) . . . . .	<b>1</b>	1,122	
2 Parking fees, tolls, and transportation, including train, bus, etc., that <b>did not</b> involve overnight travel or commuting to and from work . . . . .	<b>2</b>		
3 Travel expense while away from home overnight, including lodging, airplane, car rental, etc. <b>Do not</b> include meals and entertainment . . . . .	<b>3</b>		
4 Business expenses not included on lines 1 through 3. <b>Do not</b> include meals and entertainment . . . . .	<b>4</b>	231	
5 Meals and entertainment expenses: \$ _____ × 50% (.50) (Employees subject to Department of Transportation (DOT) hours of service limits: Multiply meal expenses incurred while away from home on business by 75% (.75) instead of 50%. For details, see instructions.)	<b>5</b>		
6 <b>Total expenses.</b> Add lines 1 through 5. Enter here and on <b>Schedule A (Form 1040), line 20</b> (or on <b>Schedule A (Form 1040NR), line 9</b> ). (Armed Forces reservists, fee-basis state or local government officials, qualified performing artists, and individuals with disabilities: See the instructions for special rules on where to enter this amount.) . . . . .	<b>6</b>	1,042*	

**Part II Information on Your Vehicle.** Complete this part **only** if you are claiming vehicle expense on line 1.

- 7 When did you place your vehicle in service for business use? (month, day, year) ▶ *...7... / ...15... / 2003...*
- 8 Of the total number of miles you drove your vehicle during 2006, enter the number of miles you used your vehicle for:  
 a Business *2,521*      b Commuting (see instructions) *-0-*      c Other *5,106*
- 9 Do you (or your spouse) have another vehicle available for personal use? . . . . .  **Yes**  **No**
- 10 Was your vehicle available for personal use during off-duty hours? . . . . .  **Yes**  **No**
- 11a Do you have evidence to support your deduction? . . . . .  **Yes**  **No**
- b If "Yes," is the evidence written? . . . . .  **Yes**  **No**

**For Paperwork Reduction Act Notice, see page 4.**

Cat. No. 20604Q

Form **2106-EZ** (2006)

\*See attached statement.

# Attachment 1—John E. Michaels 011-00-2222

## Worksheet 1. Figuring the Percentage of Tax-Free Income

**Note.** For each line, enter the appropriate amount in **all** boxes that are not shaded.

	Source of Income		(a) Taxable	(b) Tax-free	(c) Total
<b>1</b>	W-2 salary as a minister (from box 1 of Form W-2)	<b>1</b>	31,000		31,000
<b>2</b>	Gross income from weddings, baptisms, writing, lecturing, etc. (from line 1 of Schedule C or C-EZ)	<b>2</b>	4,000		4,000
<p><b>Note.</b> Complete <b>either</b> lines 3a–3e or lines 4a–4i.</p> <ul style="list-style-type: none"> <li>• If your church provides you with a parsonage, complete lines 3a–3e.</li> <li>• If, instead of providing a parsonage, your church provides you with a rental or parsonage allowance, complete lines 4a–4i.</li> </ul>					
<b>3a</b>	FRV* of parsonage provided by church	<b>3a</b>			
<b>b</b>	Utility allowance, if any	<b>3b</b>			
<b>c</b>	Actual expenses for utilities	<b>3c</b>			
<b>d</b>	Enter the smaller of line 3b or 3c	<b>3d</b>			
<b>e</b>	Excess utility allowance (subtract line 3d from line 3b)	<b>3e</b>			
<b>4a</b>	Parsonage or rental allowance	<b>4a</b>	9,600		
<b>b</b>	Utility allowance, if separate	<b>4b</b>	1,200		
<b>c</b>	Total allowance (add lines 4a and 4b)	<b>4c</b>	10,800		
<b>d</b>	Actual expenses for parsonage	<b>4d</b>	9,600		
<b>e</b>	Actual expenses for utilities	<b>4e</b>	960		
<b>f</b>	Total actual expenses for parsonage and utilities (add lines 4d and 4e)	<b>4f</b>	10,560		
<b>g</b>	FRV* of home, plus the cost of utilities	<b>4g</b>	10,800		
<b>h</b>	Enter the smaller of line 4c, 4f, or 4g	<b>4h</b>		10,560	10,560
<b>i</b>	Excess allowance (Subtract line 4h from line 4c)	<b>4i</b>	240		240
<b>5</b>	<b>Ministerial income</b> (for columns (a), (b), and (c), add lines 1 through 4i)	<b>5</b>	35,240	10,560	45,800
<b>6</b>	<b>Percentage of tax-free income:</b>	$\frac{\text{Total tax-free income } \$ 10,560}{\text{Total income } \$ 45,800}$		=	23 %**

\* FRV (Fair Rental Value): As determined objectively and between unrelated parties, what it would cost to rent a comparable home (including furnishings) in a similar location.

\*\* This percentage of your ministerial expenses will not be deductible. Use Worksheets 2 and 3 to figure your allowable deductions.



**Attachment 1—John E. Michaels 011-00-2222 (continued)**

**Worksheet 2. Figuring the Allowable Deduction for Schedule C or C-EZ Expenses**

<b>1</b>	<b>Percentage of expenses that are nondeductible</b> (from Worksheet 1, line 6): <u>23</u> %			
<b>2</b>	Business use of car: <u>445</u> miles × 44.5¢ (.445)	<b>2</b>		<b>198</b>
<b>3</b>	Meals and entertainment: \$ _____ × 50% (.50)	<b>3</b>		
<b>4</b>	Other expenses (list item and amount)			
<b>a</b>	<i>Marriage and family booklets</i>	<b>4a</b>	<b>87</b>	
<b>b</b>		<b>4b</b>		
<b>c</b>		<b>4c</b>		
<b>d</b>		<b>4d</b>		
<b>e</b>		<b>4e</b>		
<b>f</b>	Total other expenses (add lines 4a through 4e)	<b>4f</b>		<b>87</b>
<b>5</b>	Total Schedule C or C-EZ expenses (add lines 2, 3, and 4f)	<b>5</b>		<b>285</b>
<b>6</b>	Nondeductible part of Schedule C or C-EZ expenses (multiply line 5 by the percent in line 1)	<b>6</b>		<b>66</b>
<b>7</b>	<b>Deduction allowed.*</b> Subtract line 6 from line 5. Enter the result here and on Schedule C, line 27, or Schedule C-EZ, line 2.	<b>7</b>		<b>219</b>

\* None of the other deductions claimed in this return are allocable to tax-free income.

**Worksheet 3. Figuring the Allowable Deduction for Form 2106 or 2106-EZ Expenses**

<b>1</b>	<b>Percentage of expenses that are nondeductible</b> (from Worksheet 1, line 6): <u>23</u> %			
<b>2</b>	Use of car for church business: <u>2,521</u> miles × 44.5¢ (.445)	<b>2</b>		<b>1,122</b>
<b>3</b>	Meals and entertainment: \$ _____ × 50% (.50)	<b>3</b>		
<b>4</b>	Other expenses (list item and amount)			
<b>a</b>	<i>Professional publications and booklets</i>	<b>4a</b>	<b>231</b>	
<b>b</b>		<b>4b</b>		
<b>c</b>		<b>4c</b>		
<b>d</b>		<b>4d</b>		
<b>e</b>		<b>4e</b>		
<b>f</b>	Total other expenses (add lines 4a through 4e)	<b>4f</b>		<b>231</b>
<b>5</b>	Total Form 2106 or 2106-EZ expenses (add lines 2, 3, and 4f)	<b>5</b>		<b>1,353</b>
<b>6</b>	Reimbursement <b>not</b> included in box 1 of Form W-2	<b>6</b>		
<b>7</b>	Total unreimbursed Form 2106 or 2106-EZ expenses (subtract line 6 from line 5)	<b>7</b>		<b>1,353</b>
<b>8</b>	Nondeductible part of Form 2106 or 2106-EZ expenses (multiply line 7 by the percent in line 1)	<b>8</b>		<b>311</b>
<b>9</b>	<b>Ministerial employee business expense deduction allowed.*</b> Subtract line 8 from line 7. Enter the result here and on Form 2106, line 10, or Form 2106-EZ, line 6.	<b>9</b>		<b>1,042</b>

\* None of the other deductions claimed in this return are allocable to tax-free income.

## Attachment 2—John E. Michaels 011-00-2222

### Worksheet 4. Figuring Net Self-Employment Income for Schedule SE (Form 1040)

<b>1</b>	W-2 salary as a minister (from box 1 of Form W-2)	<b>1</b>		31,000
<b>2</b>	Net profit from Schedule C, line 31, or Schedule C-EZ, line 3	<b>2</b>		3,781
<b>3a</b>	Parsonage allowance (from Worksheet 1, line 3a or 4a)	<b>3a</b>	9,600	
<b>b</b>	Utility allowance (from Worksheet 1, line 3b or 4b)	<b>3b</b>	1,200	
<b>c</b>	Total allowance (add lines 3a and 3b)	<b>3c</b>		10,800
<b>4</b>	Add lines 1, 2, and 3c	<b>4</b>		45,581
<b>5</b>	Schedule C or C-EZ expenses allocable to tax-free income (from Worksheet 2, line 6)	<b>5</b>	66	
<b>6</b>	Unreimbursed ministerial employee business expenses (from Worksheet 3, line 7)	<b>6</b>	1,353	
<b>7</b>	Total business expenses not deducted in lines 1 and 2 above (add lines 5 and 6)	<b>7</b>		1,419
<b>8</b>	<b>Net self-employment income.</b> Subtract line 7 from line 4. Enter here and on Schedule SE, Section A, line 2, or Section B, line 6.	<b>8</b>		44,162

# Worksheets

These worksheets are provided to help you figure your taxable ministerial income, your allowable deductions, and your net self-employment income.

## Worksheet 1. Figuring the Percentage of Tax-Free Income

**Note.** For each line, enter the appropriate amount in **all** boxes that are not shaded.

Source of Income			(a) Taxable	(b) Tax-free	(c) Total
<b>1</b>	W-2 salary as a minister (from box 1 of Form W-2)	<b>1</b>			
<b>2</b>	Gross income from weddings, baptisms, writing, lecturing, etc. (from line 1 of Schedule C or C-EZ)	<b>2</b>			
<p><b>Note.</b> Complete <b>either</b> lines 3a–3e or lines 4a–4i.</p> <ul style="list-style-type: none"> <li>• If your church provides you with a parsonage, complete lines 3a–3e.</li> <li>• If, instead of providing a parsonage, your church provides you with a rental or parsonage allowance, complete lines 4a–4i.</li> </ul>					
<b>3a</b>	FRV* of parsonage provided by church	<b>3a</b>			
<b>b</b>	Utility allowance, if any	<b>3b</b>			
<b>c</b>	Actual expenses for utilities	<b>3c</b>			
<b>d</b>	Enter the smaller of line 3b or 3c	<b>3d</b>			
<b>e</b>	Excess utility allowance (subtract line 3d from line 3b)	<b>3e</b>			
<b>4a</b>	Parsonage or rental allowance	<b>4a</b>			
<b>b</b>	Utility allowance, if separate	<b>4b</b>			
<b>c</b>	Total allowance (add lines 4a and 4b)	<b>4c</b>			
<b>d</b>	Actual expenses for parsonage	<b>4d</b>			
<b>e</b>	Actual expenses for utilities	<b>4e</b>			
<b>f</b>	Total actual expenses for parsonage and utilities (add lines 4d and 4e)	<b>4f</b>			
<b>g</b>	FRV* of home, plus the cost of utilities	<b>4g</b>			
<b>h</b>	Enter the smaller of line 4c, 4f, or 4g	<b>4h</b>			
<b>i</b>	Excess allowance (Subtract line 4h from line 4c)	<b>4i</b>			
<b>5</b>	<b>Ministerial income</b> (for columns (a), (b), and (c), add lines 1 through 4i)	<b>5</b>			
<b>6</b>	<b>Percentage of tax-free income:</b>		$\frac{\text{Total tax-free income}}{\text{Total income}}$	\$ _____ =	%**

\* FRV (Fair Rental Value): As determined objectively and between unrelated parties, what it would cost to rent a comparable home (including furnishings) in a similar location.

\*\* This percentage of your ministerial expenses will not be deductible. Use Worksheets 2 and 3 to figure your allowable deductions.



Worksheet 2. **Figuring the Allowable Deduction for Schedule C or C-EZ Expenses**

<b>1</b>	<b>Percentage of expenses that are nondeductible</b> (from Worksheet 1, line 6): _____ %		
<b>2</b>	Business use of car: _____ miles × 44.5¢ (.445)	<b>2</b>	
<b>3</b>	Meals and entertainment: \$ _____ × 50% (.50)	<b>3</b>	
<b>4</b>	Other expenses (list item and amount)		
<b>a</b>		<b>4a</b>	
<b>b</b>		<b>4b</b>	
<b>c</b>		<b>4c</b>	
<b>d</b>		<b>4d</b>	
<b>e</b>		<b>4e</b>	
<b>f</b>	Total other expenses (add lines 4a through 4e)	<b>4f</b>	
<b>5</b>	Total Schedule C or C-EZ expenses (add lines 2, 3, and 4f)	<b>5</b>	
<b>6</b>	Nondeductible part of Schedule C or C-EZ expenses (multiply line 5 by the percent in line 1)	<b>6</b>	
<b>7</b>	<b>Deduction allowed.*</b> Subtract line 6 from line 5. Enter the result here and on Schedule C, line 27, or Schedule C-EZ, line 2.	<b>7</b>	

\* None of the other deductions claimed in this return are allocable to tax-free income.

Worksheet 3. **Figuring the Allowable Deduction for Form 2106 or 2106-EZ Expenses**

<b>1</b>	<b>Percentage of expenses that are nondeductible</b> (from Worksheet 1, line 6): _____ %		
<b>2</b>	Use of car for church business: _____ miles × 44.5¢ (.445)	<b>2</b>	
<b>3</b>	Meals and entertainment: \$ _____ × 50% (.50)	<b>3</b>	
<b>4</b>	Other expenses (list item and amount)		
<b>a</b>		<b>4a</b>	
<b>b</b>		<b>4b</b>	
<b>c</b>		<b>4c</b>	
<b>d</b>		<b>4d</b>	
<b>e</b>		<b>4e</b>	
<b>f</b>	Total other expenses (add lines 4a through 4e)	<b>4f</b>	
<b>5</b>	Total Form 2106 or 2106-EZ expenses (add lines 2, 3, and 4f)	<b>5</b>	
<b>6</b>	Reimbursement <b>not</b> included in box 1 of Form W-2	<b>6</b>	
<b>7</b>	Total unreimbursed Form 2106 or 2106-EZ expenses (subtract line 6 from line 5)	<b>7</b>	
<b>8</b>	Nondeductible part of Form 2106 or 2106-EZ expenses (multiply line 7 by the percent in line 1)	<b>8</b>	
<b>9</b>	<b>Ministerial employee business expense deduction allowed.*</b> Subtract line 8 from line 7. Enter the result here and on Form 2106, line 10, or Form 2106-EZ, line 6.	<b>9</b>	

\* None of the other deductions claimed in this return are allocable to tax-free income.

Worksheet 4. **Figuring Net Self-Employment Income for Schedule SE (Form 1040)**

<b>1</b>	W-2 salary as a minister (from box 1 of Form W-2)	<b>1</b>		
<b>2</b>	Net profit from Schedule C, line 31, or Schedule C-EZ, line 3	<b>2</b>		
<b>3a</b>	Parsonage allowance (from Worksheet 1, line 3a or 4a)	<b>3a</b>		
<b>b</b>	Utility allowance (from Worksheet 1, line 3b or 4b)	<b>3b</b>		
<b>c</b>	Total allowance (add lines 3a and 3b)	<b>3c</b>		
<b>4</b>	Add lines 1, 2, and 3c	<b>4</b>		
<b>5</b>	Schedule C or C-EZ expenses allocable to tax-free income (from Worksheet 2, line 6)	<b>5</b>		
<b>6</b>	Unreimbursed ministerial employee business expenses (from Worksheet 3, line 7)	<b>6</b>		
<b>7</b>	Total business expenses not deducted in lines 1 and 2 above (add lines 5 and 6)	<b>7</b>		
<b>8</b>	<b>Net self-employment income.</b> Subtract line 7 from line 4. Enter here and on Schedule SE, Section A, line 2, or Section B, line 6.	<b>8</b>		

# How To Get Tax Help


You can get help with unresolved tax issues, order free publications and forms, ask tax questions, and get information from the IRS in several ways. By selecting the method that is best for you, you will have quick and easy access to tax help.

**Contacting your Taxpayer Advocate.** The Taxpayer Advocate Service is an independent organization within the IRS whose employees assist taxpayers who are experiencing economic harm, who are seeking help in resolving tax problems that have not been resolved through normal channels, or who believe that an IRS system or procedure is not working as it should.

You can contact the Taxpayer Advocate Service by calling toll-free 1-877-777-4778 or TTY/TDD 1-800-829-4059 to see if you are eligible for assistance. You can also call or write to your local taxpayer advocate, whose phone number and address are listed in your local telephone directory and in Publication 1546, The Taxpayer Advocate Service of the IRS - How to Get Help With Unresolved Tax Problems. You can file Form 911, Application for Taxpayer Assistance Order, or ask an IRS employee to complete it on your behalf. For more information, go to [www.irs.gov/advocate](http://www.irs.gov/advocate).

**Low income tax clinics (LITCs).** LITCs are independent organizations that provide low income taxpayers with representation in federal tax controversies with the IRS for free or for a nominal charge. The clinics also provide tax education and outreach for taxpayers with limited English proficiency or who speak English as a second language. Publication 4134, Low Income Taxpayer Clinic List, provides information on clinics in your area. It is available at [www.irs.gov](http://www.irs.gov) or at your local IRS office.

**Free tax services.** To find out what services are available, get Publication 910, IRS Guide to Free Tax Services. It contains a list of free tax publications and describes other free tax information services, including tax education and assistance programs and a list of TeleTax topics.

 **Internet.** You can access the IRS website at [www.irs.gov](http://www.irs.gov) 24 hours a day, 7 days a week to:

- *E-file* your return. Find out about commercial tax preparation and *e-file* services

available free to eligible taxpayers.

- Check the status of your 2006 refund. Click on *Where's My Refund*. Wait at least 6 weeks from the date you filed your return (3 weeks if you filed electronically). Have your 2006 tax return available because you will need to know your social security number, your filing status, and the exact whole dollar amount of your refund.
- Download forms, instructions, and publications.
- Order IRS products online.
- Research your tax questions online.
- Search publications online by topic or keyword.
- View Internal Revenue Bulletins (IRBs) published in the last few years.
- Figure your withholding allowances using our withholding calculator.
- Sign up to receive local and national tax news by email.
- Get information on starting and operating a small business.



**Phone.** Many services are available by phone.

- *Ordering forms, instructions, and publications.* Call 1-800-829-3676 to order current-year forms, instructions, and publications, and prior-year forms and instructions. You should receive your order within 10 days.
- *Asking tax questions.* Call the IRS with your tax questions at 1-800-829-1040.
- *Solving problems.* You can get face-to-face help solving tax problems every business day in IRS Taxpayer Assistance Centers. An employee can explain IRS letters, request adjustments to your account, or help you set up a payment plan. Call your local Taxpayer Assistance Center for an appointment. To find the number, go to [www.irs.gov/localcontacts](http://www.irs.gov/localcontacts) or look in the phone book under *United States Government, Internal Revenue Service*.
- *TTY/TDD equipment.* If you have access to TTY/TDD equipment, call 1-800-829-4059 to ask tax questions or to order forms and publications.

- *TeleTax topics.* Call 1-800-829-4477 to listen to pre-recorded messages covering various tax topics.
- *Refund information.* To check the status of your 2006 refund, call 1-800-829-4477 and press 1 for automated refund information or call 1-800-829-1954. Be sure to wait at least 6 weeks from the date you filed your return (3 weeks if you filed electronically). Have your 2006 tax return available because you will need to know your social security number, your filing status, and the exact whole dollar amount of your refund.

**Evaluating the quality of our telephone services.** To ensure IRS representatives give accurate, courteous, and professional answers, we use several methods to evaluate the quality of our telephone services. One method is for a second IRS representative to listen in on or record random telephone calls. Another is to ask some callers to complete a short survey at the end of the call.



**Walk-in.** Many products and services are available on a walk-in basis.

- *Products.* You can walk in to many post offices, libraries, and IRS offices to pick up certain forms, instructions, and publications. Some IRS offices, libraries, grocery stores, copy centers, city and county government offices, credit unions, and office supply stores have a collection of products available to print from a CD or photocopy from reproducible proofs. Also, some IRS offices and libraries have the Internal Revenue Code, regulations, Internal Revenue Bulletins, and Cumulative Bulletins available for research purposes.
- *Services.* You can walk in to your local Taxpayer Assistance Center every business day for personal, face-to-face tax help. An employee can explain IRS letters, request adjustments to your tax account, or help you set up a payment plan. If you need to resolve a tax problem, have questions about how the tax law applies to your individual tax return, or you're more comfortable talking with

someone in person, visit your local Taxpayer Assistance Center where you can spread out your records and talk with an IRS representative face-to-face. No appointment is necessary, but if you prefer, you can call your local Center and leave a message requesting an appointment to resolve a tax account issue. A representative will call you back within 2 business days to schedule an in-person appointment at your convenience. To find the number, go to [www.irs.gov/localcontacts](http://www.irs.gov/localcontacts) or look in the phone book under *United States Government, Internal Revenue Service*.



**Mail.** You can send your order for forms, instructions, and publications to the address below. You should receive a response within 10 business days after your request is received.

National Distribution Center  
P.O. Box 8903  
Bloomington, IL 61702-8903



**CD for tax products.**

You can order Publication 1796, IRS Tax Products CD, and obtain:

- A CD that is released twice so you have the latest products. The first release ships in January and the final release ships in March.
- Current-year forms, instructions, and publications.
- Prior-year forms, instructions, and publications.
- Bonus: Historical Tax Products DVD - Ships with the final release.
- Tax Map: an electronic research tool and finding aid.
- Tax law frequently asked questions.
- Tax Topics from the IRS telephone response system.
- Fill-in, print, and save features for most tax forms.
- Internal Revenue Bulletins.
- Toll-free and email technical support.

Buy the CD from National Technical Information Service (NTIS) at [www.irs.gov/cdorders](http://www.irs.gov/cdorders) for \$25 (no handling fee) or call 1 - 8 7 7 - C D F O R M S (1-877-233-6767) toll free to buy the CD for \$25 (plus a \$5 handling fee). Price is subject to change.





**CD for small businesses.** Publication 3207, The Small Business Resource Guide CD for 2006, is a must for every small business owner or any taxpayer about to start a business. This year's CD includes:

- Helpful information, such as how to prepare a business plan, find financing for your business, and much more.

- All the business tax forms, instructions, and publications needed to successfully manage a business.
- Tax law changes for 2006.
- Tax Map: an electronic research tool and finding aid.
- Web links to various government agencies, business associations, and IRS organizations.
- "Rate the Product" survey—your opportunity to suggest changes for future editions.
- A site map of the CD to help you navigate the pages of the CD with ease.
- An interactive "Teens in Biz" module that gives practical tips for teens about starting their own business, creating a

business plan, and filing taxes.

An updated version of this CD is available each year in early April. You can get a free copy by calling 1-800-829-3676 or by visiting [www.irs.gov/smallbiz](http://www.irs.gov/smallbiz).

## Index



To help us develop a more useful index, please let us know if you have ideas for index entries. See "Comments and Suggestions" in the "Introduction" for the ways you can reach us.

<p><b>A</b></p> <p><b>Accountable plan</b> ..... 7</p> <p><b>Administrators</b> ..... 9</p> <p><b>American Samoa</b> ..... 4</p> <p><b>Assistance</b> (<i>See Tax help</i>)</p> <hr/> <p><b>C</b></p> <p><b>Cantors</b> ..... 9</p> <p><b>Christian Science:</b></p> <p>Practitioners ..... 3, 6</p> <p>Readers ..... 4, 6</p> <p><b>Comments on publication</b> .... 2</p> <p><b>Common-law employee</b> ..... 3</p> <p><b>Commonwealth of the Northern Mariana Islands (CNMI)</b> ..... 4</p> <p><b>Comprehensive example</b> .... 11</p> <p><b>Credit:</b></p> <p>Earned income ..... 11</p> <p>Retirement savings contributions ..... 11</p> <hr/> <p><b>D</b></p> <p><b>Deduction for self-employment tax</b> ..... 10</p> <hr/> <p><b>E</b></p> <p><b>Earned income credit:</b></p> <p>Earned income ..... 11</p> <p><b>Employment status</b> ..... 3</p> <p><b>Estimated tax</b> ..... 10</p> <p><b>Exclusion, foreign earned income</b> ..... 9</p> <p><b>Exemption:</b></p> <p>Effective date ..... 5, 6</p> <p>FICA ..... 5</p> <p>Requesting ..... 4, 5</p> <p>Self-employment tax ..... 4, 10</p> <hr/> <p><b>F</b></p> <p><b>Federal Insurance Contributions Act</b> (<i>See FICA</i>)</p> <p><b>FICA:</b></p> <p>Are you covered? ..... 2</p>	<p>Effective date ..... 6</p> <p>Election to exclude church employees ..... 4</p> <p><b>Filing requirements</b> ..... 10</p> <p><b>Foreign earned income</b> ..... 9</p> <p><b>Form:</b></p> <p>1040 ..... 9</p> <p>1040-ES ..... 10</p> <p>1040X ..... 5</p> <p>4029 ..... 5</p> <p>4361 ..... 5</p> <p>941 ..... 6</p> <p>943 ..... 6</p> <p>SS-8 ..... 3</p> <p><b>Free tax services</b> ..... 26</p> <hr/> <p><b>G</b></p> <p><b>Gross income, amounts not included in</b> ..... 7</p> <p><b>Guam</b> ..... 4</p> <hr/> <p><b>H</b></p> <p><b>Health insurance costs</b> ..... 9</p> <p><b>Help</b> (<i>See Tax help</i>)</p> <p><b>Home ownership</b> ..... 8</p> <p><b>House or parsonage, fair rental value</b> ..... 8</p> <hr/> <p><b>I</b></p> <p><b>Income tax:</b></p> <p>Income and expenses ..... 8</p> <p>Withholding ..... 10</p> <p><b>Individual retirement arrangements (IRAs)</b> ..... 10</p> <hr/> <p><b>K</b></p> <p><b>Keogh (H.R.10) plans</b> ..... 10</p> <hr/> <p><b>L</b></p> <p><b>Lay employees</b> ..... 3</p> <p><b>Living abroad</b> ..... 7</p>	<p><b>M</b></p> <p><b>Member of religious order</b> .... 9</p> <p><b>Ministers</b> ..... 3</p> <p><b>Missionary team, husband and wife</b> ..... 7</p> <p><b>More information</b> (<i>See Tax help</i>)</p> <hr/> <p><b>N</b></p> <p><b>Nonaccountable plan</b> ..... 7</p> <p><b>Nonfarm optional method</b> .... 8</p> <p><b>Nonresident aliens</b> ..... 4</p> <hr/> <p><b>O</b></p> <p><b>Offerings and fees</b> ..... 8</p> <p><b>Overseas duty</b> ..... 7</p> <hr/> <p><b>P</b></p> <p><b>Parsonage allowance</b> ..... 7, 8</p> <p><b>Publications</b> (<i>See Tax help</i>)</p> <p><b>Puerto Rico</b> ..... 4</p> <hr/> <p><b>Q</b></p> <p><b>Qualified services, exemption for:</b></p> <p>Members of religious orders ..... 6</p> <p>Ministers ..... 6</p> <hr/> <p><b>R</b></p> <p><b>Refunds, self-employment tax</b> ..... 5</p> <p><b>Reimbursements</b> ..... 7</p> <p><b>Religious orders, members of</b> ..... 3</p> <p><b>Religious workers</b> ..... 4</p> <p><b>Rental allowance</b> ..... 8</p> <p><b>Resident aliens</b> ..... 4</p> <p><b>Retired ministers</b> ..... 8</p> <p><b>Retirement savings</b> ..... 10</p> <p><b>Retirement savings contributions credit</b> ..... 11</p> <p><b>Royalty income</b> ..... 6</p>	<p><b>S</b></p> <p><b>SECA</b> ..... 2</p> <p><b>SECA, members of recognized religious</b> ..... 5</p> <p><b>Self-Employment Contributions Act</b> (<i>See SECA</i>)</p> <p><b>Self-employment tax:</b></p> <p>Application and approval ..... 4</p> <p>Deduction ..... 10</p> <p>Exemption ..... 4, 10</p> <p>Maximum earnings ..... 7</p> <p>Nonfarm optional method .... 8</p> <p>Regular method ..... 7</p> <p><b>Self-employment, net earnings from</b> ..... 6</p> <p><b>SIMPLE plan</b> ..... 10</p> <p><b>Simplified employee pension (SEP) plan</b> ..... 10</p> <p><b>Social security coverage</b> ..... 3</p> <p><b>Suggestions for publication</b> ..... 2</p> <hr/> <p><b>T</b></p> <p><b>Tax help</b> ..... 26</p> <p><b>Tax-free income, expenses</b> ..... 9</p> <p><b>Tax-sheltered annuity plans</b> ..... 11</p> <p><b>Taxpayer Advocate</b> ..... 26</p> <p><b>Teachers</b> ..... 9</p> <p><b>Theological students</b> ..... 9</p> <p><b>Traveling evangelists</b> ..... 9</p> <p><b>TTY/TDD information</b> ..... 26</p> <hr/> <p><b>U</b></p> <p><b>U.S. citizens</b> ..... 4</p> <hr/> <p><b>V</b></p> <p><b>Virgin Islands</b> ..... 4</p> <p><b>Vow of poverty</b> ..... 3</p>
---	--	---	--